



A registered trademark of SNA Europe Group



# Catalogue



# INDEX



|   |  |      |
|---|--|------|
|    | BAHCO.....                                   | V    |
|    | Machine actuated saws.....                   | 2    |
|    | Files & rotary burrs.....                    | 60   |
|    | Wrenches.....                                | 134  |
|    | Sockets & accessories.....                   | 196  |
|    | Torque tools.....                            | 308  |
|    | Impact tools & bits.....                     | 332  |
|    | Screwdrivers.....                            | 422  |
|    | Pliers.....                                  | 528  |
|    | Pipe wrenches & pipe tools.....              | 602  |
|    | Air tools.....                               | 622  |
|    | Automotive speciality tools & equipment..... | 656  |
|    | Hydraulic & lifting equipment.....           | 710  |
|   | Lighting.....                                | 724  |
|  | Inspection tools.....                        | 732  |
|  | Extractors & pullers.....                    | 740  |
|  | Tool storage.....                            | 764  |
|  | Personal protective equipment.....           | 848  |
|  | Insulated tools.....                         | 854  |
|  | Tweezers & electronics speciality tools..... | 898  |
|  | Measuring tools.....                         | 930  |
|  | Decorating tools.....                        | 948  |
|  | Hand actuated saws.....                      | 972  |
|  | Wood chisels & accesories.....               | 1016 |
|  | Scissors & knives.....                       | 1028 |
|  | Drills.....                                  | 1050 |
|  | Clamping tools.....                          | 1064 |
|  | Striking tools.....                          | 1078 |
|  | Digging tools.....                           | 1110 |
|  | Pruning tools.....                           | 1120 |
|  | Lindström precision tools.....               | 1178 |
|  | Alphabetical, alphanumerical index.....      | 1226 |



# Welcome to Bahco

**“... [offering] exceptional products to professionals in industry, building & construction, the automotive and green sectors...”**

SNA Europe is the premier pan-European hand-tool manufacturer. We design and manufacture tools to meet the needs of the most demanding professionals. We have been innovators for over 150 years. In that time we have introduced some of the most advanced tools in the world, selling through distributors with whom we build long-term partnerships.

Many anthropologists think that tools appeared because humans were intelligent, and that humans became measurably more intelligent the more they used them. This is one of the many reasons SNA Europe is proud to develop, manufacture and market tools.

We started to manufacture tools some two centuries ago. Many of the tools that we produce today look very similar to their distant ancestors, yet most are very different. Similar because the human hand has hardly changed at all, but different because the manufacturing processes have changed a great deal. Our design has changed too - because it has been, and continues to be, highly focused on innovation, performance and ergonomics.

Our partner distributors offer exceptional products to the professionals of industry, building & construction, automotive and green sectors, as well as to the most discerning private users. Bahco products are overwhelmingly manufactured in our own factories located across Europe, from Scandinavia to Iberia, from the British Isles to the Russian East European plain.

Our ambition is to become, and to be recognised as, an unflinching company, professional above all, a company that contributes to peoples' health, wealth and safety by offering the most valued productivity solutions in the world. This is our ambition for today and for the future.

**Jean-Pierre Levrey**  
President, SNA Europe Group

**SNA**Europe



# Fish & Hook story

## “So why do Bahco products carry a fish and a hook?”

This is a question that has been asked many times, and we are always pleased to tell the story. After Göran Fredrik Göransson established his steel mill in 1862, the European steel industry suffered a long, deep depression with low prices for general and crude steel products in particular. Prices for processed steel were much better.

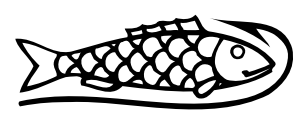
In 1876 the existing steel-rolling mill was adapted to produce so-called 'milled steel'. Sales developed quickly and a number of applications for this kind of steel wire were identified. In particular, it proved excellent for producing fishhooks. A fishhook needs to be hard and strong, but absolutely not brittle. At that time, achieving this combination was something of a thorny metallurgical task, but the 'Bessemer steel' from Göransson's steel mill delivered optimal quality on all counts.

With the start of the production of saw blades in 1886 there emerged a need for a graphic image that would communicate the blade's special properties and quality. The choice was - quite naturally - the fish and hook.

Everybody understood that if this steel was the ideal quality for fishhooks, it would be perfect for saws and other cutting tools as well.

The image was a great advantage. Because the logo did not include letters, language or sophisticated figures, it was easy for everyone to recognise.

Even today you can still hear workers asking for a saw 'with the little fish'. The brand is amongst the oldest registered trademarks, and the 'fish and hook' icon is still embedded in all Bahco tools as a guarantee that they are of the highest quality, performance and productivity – and developed for professionals.



---

# Segments


In 1886 the first saws, which would later become Bahco branded, were manufactured in Sweden, with the exceptional toughness and durability that would satisfy the needs of professional users.


Today Bahco is a global, market-leading brand with a wide range of professional hand-tools, including handsaws, combination spanners, socket spanners, screwdrivers, adjustable wrenches, cutters, files, bandsaws, pruning tools, hacksaw frames and blades, holesaws...

The spirit of innovation and unrelenting quality, which first set Bahco tools apart, continues to define the brand to this day. It is not sufficient for Bahco tools to be just good - we set out to make them the very best - for efficiency, user-friendliness, quality, design and ergonomics.

Over decades, we have developed specific offers for professional users in numerous applications, based on our commitment to offer the best possible solution for every different task that needs to be performed. That's why professional tool users across the globe still look for our 'fish and hook' brand.

It represents our contribution to their pride in a job well done.





## Auto


Professionals in automotive and transportation applications, including the maintenance and repair of cars, motorcycles, small boats, trucks and heavy vehicles, all benefit from a dedicated product offer that helps them achieve better results in every major task related to their work.

In environments where speed, durability, strength or vehicle-specific requirements play a major role, Bahco provides specific solutions, from cutting to tightening, from tool solutions to diagnostics and from light workshop equipment to powerful air tools.



## Industry

Bahco supplies premium tools to professionals in some of the world's most technically demanding industries, including manufacturing and assembly, maintenance repair and overhaul (MRO), natural resources, utilities, rail, ships, aviation and aerospace. When machine downtime, performance, cost per operation or critical tasks are at stake, Bahco is the brand of choice and time after time, year after year. Bahco delivers permanent quantitative results even in most challenging environments.



## Building & Construction

Professionals in building and construction, from general tradesmen and plumbers to electricians and specialist contractors, appreciate Bahco tools because they help them complete their job faster, with better results and their safety in mind. Whether outside or inside, heavy-duty or precision, Bahco offers the right support for many construction-related applications, constantly developing new tools to help increase jobsite productivity, to do more in less time - and to do it better.



## Green

The same movement, over and over, with the same clean result. Professionals in land cultivation, viticulture, landscaping, pomology and floriculture are passionate about nature and play an important role in preserving the ecosystem and diversity. Bahco pruning tools are the best choice for repetitive work, combining ergonomics with performance, while ensuring a clean, perfect cut. Decades of experience with the most demanding professionals in diverse geographies have contributed to the expertise that goes into our pruning tools. This insight drives our continued dedication to a unique combination of state-of-the-art technology and a deep understanding of nature.

# AUTOGREENINDUSTRY BUILDING&CONSTRUCTION





If hand tools are to be ergonomic, they must be perfectly suited to the task, the user and the environment. That is why all three of these factors are crucial when creating an ERGO™ product.

Ergonomic tools are designed to fit the human hand, minimising grip-strength demands and allowing muscles to relax periodically, reducing the risk of static muscle fatigue. Locking or adjusting mechanisms must be safe and easy-to-use, mitigating the risk of injury or any awkward hand positioning. Contact stress and slipping should be managed through the right choice of materials and handle design. The handle is fundamental as it also provides the right sensory feedback for accuracy, precision and optimum control of the tool, and is designed to reduce vibrations to the hand and arm.

Whenever an ERGO™ tool is being developed, sustainable efficiency and effectiveness are considered, as well as reliability and durability in challenging environments. Safety is paramount and we work to prevent risks of both immediate and long-term injuries and pain.

We also take pride and the experience into account - our ergonomic tools are made to be attractive and give the user control, comfort and precision. We innovate continuously, in terms of function, material and design.

We believe it is important to adapt tools to the potential and limitations of human anatomy, instead of expecting people to adapt to our tools.

We believe in putting the right tools in the hands of professional users, mitigating injury and making their work more efficient, effective, less tiring and more fun!

### **Bahco ERGO™ Development Program**

Our scientific Bahco ERGO™ Development Program (the 11-point program) has resulted in many successful and scientifically evaluated ergonomic tools. We work hard to deliver the best possible tools to every customer, and over the years we have continuously developed, improved and fine-tuned the way we do this.

### **The Bahco ERGO™ Process**

So far there are some 500 Bahco ERGO™ tools, and the demand is ever-increasing. In order to sharpen our competitive edge in ergonomics and industrial design we have refined the way we design into the Bahco ERGO™ Process. This is a comprehensive three-phase process, with each phase consisting of several steps.

The Bahco ERGO™ Process is unique to Bahco and scientifically formulated with the help of Industrial Designers and Ergonomists.

The Bahco ERGO™ Process complies with ISO 9241.

The first phase of the Bahco ERGO™ Process is Observe. Its purpose is to provide the foundation for ergonomic product development. It consists of pre-studies for each product idea, with emphasis on the ergonomic survey - a series of interviews to obtain insights into the tasks performed with the tool, looking at how it is handled, who uses it, and in what kind of environment.

The second phase is Experiment. It starts with a prototype design that is then tested by users and those test results analysed. This leads to a new series of prototypes that are put through user tests and analysis again. The number of design and test rounds varies, depending on a number of factors.

At the end of this phase, conclusions are made and a successful product prototype can move to the last phase, themed as Define. At this point the final design proposal is made based on all the studies and tests made in previous two phases, and the product specifications and other necessary documents are prepared for the product to be ready for introduction.

### **The Registered Trademark ERGO™**

Each ergonomic Bahco tool is developed by following the Bahco ERGO™ Process thoroughly. The Design Manager of SNA Europe certifies that this process has been correctly followed and that the research for the tool has been performed accordingly. An ERGO™ Diploma is issued for all approved tools, and they are marked with the logo.

# Bahco ERGO™ products are continually awarded with the most prestigious Design Awards



**Combination Plier**




**Adjustable Wrench**



**File Handle**




**RX Precision Plier**



**Ratchet 8155-1/2**



**Pipe Wrench**



**Superior Handsaw**




**Scrapers**



**Side Cutter**




**Screwdrivers**



**Ratchet 7755-3/8**



**Hacksaw Frame 325**



**Interchangeable Handsaw System**



**Reddot Award:** With a history spanning more than 50 years, the "red dot award: product design" is one of the most important international product competitions.



**iF Award:** Established in 1953, the iF product design award is today among the most important awards for innovative product design.



**Japanese Good Design Award:** Since 1957, the Good Design Award has been given to outstanding designs for more than 50 years.



**Goed Industrieel Ontwerp:** The Good Industrial Design Award, better known under the name of "GIO" is a Dutch award where functionality, originality, respect, innovation and ease of use are of equal importance.



**Swedish Design Award:** Design S is Sweden's leading design award. Design S singles out creative and innovative solutions in every imaginable area of products, services and environments, regardless of the design field.









**IDSA:** The Industrial Designers Society of America (IDSA) is the world's oldest, largest, member-driven society for product design, industrial design, interaction design, human factors, ergonomics, design research, design management, universal design and related design fields.



**Excellent Swedish Design awards:** The Svensk Form/Swedish Society of Crafts and Design verifies and spreads knowledge about good, self-assured Swedish design.

# Shop-In-Shop

We have created ideal Bahco shop-in-shop concepts at different locations in our company. This best-in-class show features our wide range of tools, providing inspiration to all our retail distributors and showing how our products ought to be displayed.



# www.bahco.com

Check our website to get the most updated information about our products and about us. You can download the pdf version of this catalogue as well as the most updated information of our current ranges.



# www.bahcoworld.com

Bahco is also present on Social Media, and have created our own discussion platform, Bahco World, with an array of interesting and exciting news and videos.



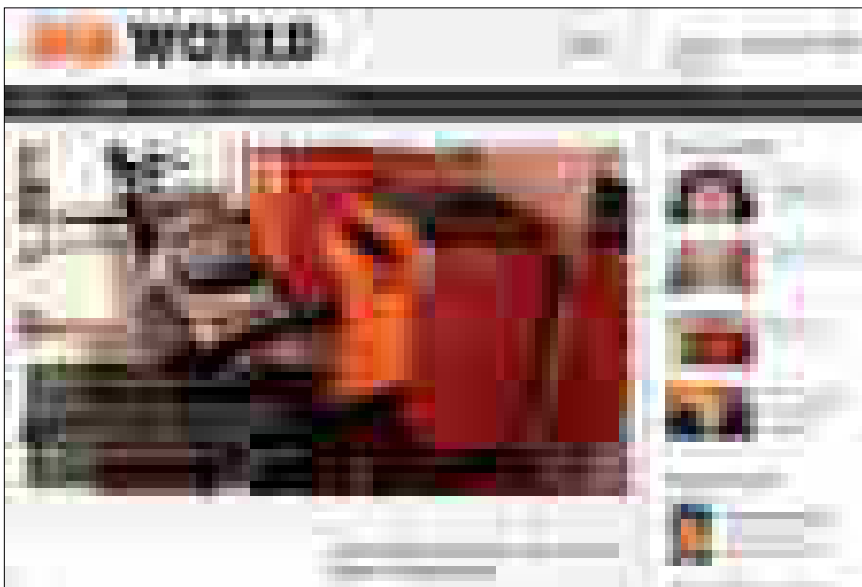
# WORLD

Follow us on:

Twitter  
You Tube  
Facebook



...





# ALPHABETICAL INDEX



|  |           |
|--|-----------|
| <b>ADJUSTABLE WRENCHES</b>               | 142-148   |
| Insulated adjustable wrenches            | 885       |
| <b>AIR CUT OFF TOOLS</b>                 | 641       |
| <b>AIR DRILLS</b>                        | 642       |
| <b>AIR GRINDERS</b>                      |           |
| Die Grinders                             | 637-638   |
| Abrasive wheels                          | 638-640   |
| <b>AIR GUNS</b>                          | 655       |
| <b>AIR HAMMER CHISELS</b>                | 644-645   |
| <b>AIR HAMMERS</b>                       | 643       |
| <b>AIR RATCHETS</b>                      |           |
| 1/4"                                     | 635       |
| 3/8"                                     | 635-636   |
| 1/2"                                     | 636       |
| <b>AIR RIVETERS</b>                      | 643       |
| <b>AIR SANDERS</b>                       | 647-649   |
| <b>AIR TOOLS</b>                         | 630-655   |
| <b>AUTO ELECTRIC TOOLS AND EQUIPMENT</b> |           |
| Battery boosters                         | 696-698   |
| Battery testers                          | 699       |
| Socket/plug testers                      | 700-701   |
| <b>AUTOMOTIVE TOOLS &amp; EQUIPMENT</b>  | 662-709   |
| <b>AXES</b>                              | 1091-1095 |
| <b>BANDSAW BLADES</b>                    |           |
| Blades                                   | 22-30     |
| Bandsaw sawing aids                      | 30-31     |
| <b>BENCH VICES</b>                       | 1073-1076 |
| <b>BEVELS</b>                            | 943       |
| <b>BITS</b>                              |           |
| Diamond torsion bits 1/4"                | 369-372   |
| Tin torsion bits 1/4"                    | 373-374   |
| Torsion bits 1/4"                        | 375-377   |
| Extra hard torsion bits 1/4"             | 377-380   |
| Acr bits 1/4"                            | 380-381   |
| Stainless steel torsion bits 1/4"        | 382-384   |
| Standard bits 1/4"                       | 385-406   |
| Bits for magazine screwdrivers           | 407       |
| Bit sets 1/4"                            | 408-418   |
| Bits 5/32"                               | 418       |
| Bits 5/16"                               | 419-420   |
| Bit sets 5/16"                           | 421       |
| Bits 11.2 mm (7/16")                     | 421       |
| <b>BODY SHOP TOOLS AND EQUIPMENT</b>     | 707-708   |
| <b>BOLT CUTTERS</b>                      | 585       |
| <b>BOWSAWS</b>                           |           |
| Frames                                   | 1012-1014 |
| Blades                                   | 1015      |
| <b>BRAKE SYSTEM TOOLS AND EQUIPMENT</b>  |           |
| Brake piston tools                       | 687-688   |
| Brake fluid equipment                    | 688       |



|   |                 |
|---|-----------------|
| <b>CABINETS</b>                               | 831-832         |
| <b>CABLE CUTTERS</b>                          | 582-584         |
| Insulated cable cutters                       | 881             |
| <b>CALIPERS</b>                               | 947             |
| <b>CAPE CHISELS</b>                           | 1098            |
| <b>CENTRE PUNCHES</b>                         | 1102, 1105      |
| <b>CHALK LINE AND CHALK</b>                   | 942             |
| <b>CHISELS</b>                                | 1098-1099       |
| <b>CIRCULAR SAW BLADES</b>                    | 58-59           |
| <b>CLAMPS</b>                                 |                 |
| Quick clamps                                  | 1068-1069       |
| Clamps  | 1069-1072       |
| <b>COLD CHISELS</b>                           | 1098-1101       |
| <b>COPING SAWS</b>                            | 1009            |
| <b>CRANES &amp; ACCESSORIES</b>               | 714             |
| <b>DRIFT PUNCHES</b>                          | 1103, 1105-1107 |
| <b>DRILLS</b>                                 |                 |
| Drills for wood                               | 1052-1055       |
| Masonry drills                                | 1056-1058       |
| HSS drills                                    | 1058-1061       |
| Step drills                                   | 1061-1062       |
| <b>ELECTRICIANS CHISELS</b>                   | 1101            |
| <b>ELECTRONICS AND PRECISION PLIERS</b>       | 573-576         |
| <b>ELECTRONICS SPECIALITY TOOLS</b>           |                 |
| Hooks and picking tools                       | 920             |
| Tuning and trimming tools                     | 921             |
| Other fine mechanical tools                   | 912-922         |
| Mirrors                                       | 923-924         |
| Sets for electronics service and electricians | 925-927         |
| <b>ENDOSCOPES &amp; ACCESSORIES</b>           | 736-737         |
| <b>ENGINE TOOLS AND EQUIPMENT</b>             |                 |
| Spark and glow plug tools                     | 662-665         |
| Piston and piston ring tools                  | 665-666         |
| Exhaust system tools                          | 666             |
| Engine setting tools (timing)                 | 667-677         |
| Clutch tools                                  | 677             |
| Cooling system tools                          | 678-679         |
| 10 mm bits                                    | 679-682         |
| <b>EXTRACTORS</b>                             | 742-761         |
| <b>EYEWEAR/GLASSES</b>                        | 852             |
| <b>FEELER GAUGES</b>                          | 947             |
| <b>FENCING PLIERS</b>                         | 592-593         |
| <b>FILES</b>                                  |                 |
| Engineering files                             | 72-84           |
| Needle files                                  | 85-91           |
| Diamond files                                 | 91-92           |
| Milled tooth files                            | 93-94           |
| Sharpening files                              | 94-103          |
| Chain saw files                               | 103-105         |



|  |           |
|--|-----------|
| Rasps                                    | 106-108   |
| Handles                                  | 109-111   |
| Accessories                              | 108-109   |
| <b>FLAT CHISELS</b>                      | 1098      |
| <b>FRET SAWS</b>                         | 1010-1011 |
| <b>GARAGE EQUIPMENT</b>                  |           |
| Light garage equipment                   | 703-704   |
| Grease/lubrication tools & equipment     | 705-706   |
| <b>GLOVES</b>                            | 852-853   |
| <b>GOUGES</b>                            | 1026      |
| <b>GRASS SHEARS</b>                      | 1165-1166 |
| <b>GRAVITY CLAMP</b>                     | 1072      |
| <b>GRINDING STONES</b>                   | 1027,1173 |
| <b>GRIP AND WELDING PLIERS</b>           | 586-591   |
| <b>HAMMERS</b>                           |           |
| Woodworking and construction             | 1082-1084 |
| Metal working and industrial             | 1084-1086 |
| Instrument and workshop                  | 1086-1090 |
| <b>HAND HACKSAWS</b>                     |           |
| Frames                                   | 982-985   |
| Blades                                   | 986-988   |
| Insulated frames                         | 892       |
| <b>HANDBSAWS</b>                         |           |
| Handsaw with interchangeable blades      | 989-993   |
| Superior™ handsaws                       | 993-995   |
| Profcut™ handsaws                        | 996-1003  |
| Prizecut™ handsaws                       | 1004-1005 |
| Other handsaws                           | 1006-1007 |
| <b>HEDGE SHEARS</b>                      | 1161-1164 |
| <b>HEXAGONAL KEYS</b>                    | 509-519   |
| <b>HOES</b>                              | 1113      |
| <b>HOLESAWS AND ACCESSORIES</b>          |           |
| Holesaws                                 | 36-38     |
| Holesaw accessories                      | 39-41     |
| Holesaw sets                             | 42-48     |
| <b>HYDRAULIC &amp; LIFTING EQUIPMENT</b> | 714-723   |
| <b>IMPACT TOOLS</b>                      |           |
| Impact tools for square drives 1/4"      | 340-341   |
| Impact tools for square drives 3/8"      | 341-343   |
| Impact tools for square drives 1/2"      | 344-352   |
| Impact tools for square drives 3/4"      | 353-358   |
| Impact tools for square drives 1"        | 358-362   |
| Impact tools for square drives 1.1/2"    | 363-368   |
| <b>IMPACT WRENCHES</b>                   |           |
| 3/8"                                     | 630       |
| 1/2"                                     | 631-632   |
| 3/4"                                     | 633       |
| 1"                                       | 633-634   |
| Impact wrench accessories                | 634       |
| <b>INSPECTION TOOLS</b>                  | 736-738   |



|  |           |
|--|-----------|
| <b>INSULATED TOOLS</b>                 |           |
| ERGO™ screwdrivers                     | 858-862   |
| TEKNO+ screwdrivers                    | 863-866   |
| 800 series screwdrivers                | 867-869   |
| Premium screwdrivers                   | 870-873   |
| 600 series screwdrivers                | 874       |
| Pliers                                 | 875-884   |
| Wrenches                               | 885-888   |
| Sockets & accessories                  | 889-890   |
| Other insulated tools                  | 891-893   |
| Protective equipment                   | 894-895   |
| Insulated tool sets                    | 896-897   |
| <b>JACKS &amp; ACCESSORIES</b>         | 715-723   |
| <b>JIGSAW BLADES</b>                   | 56-57     |
| <b>KNIVES</b>                          | 1044-1048 |
| Insulated knives                       | 892       |
| <b>LAMPS</b>                           |           |
| Cordless                               | 728-730   |
| Corded                                 | 730-731   |
| <b>LEVELS</b>                          | 940-941   |
| <b>LONG TAPES</b>                      | 937-938   |
| <b>LOPPERS</b>                         | 1151-1157 |
| <b>MASON'S CHISELS</b>                 | 1099      |
| <b>MASONRY TROWELS</b>                 | 965-968   |
| <b>MASON'S PIN</b>                     | 1109      |
| <b>MAULS</b>                           | 1095      |
| <b>MEASURING TAPES</b>                 | 936-938   |
| <b>MEASURING WHEELS</b>                | 939       |
| <b>METAL SHEARS</b>                    | 1032-1041 |
| <b>MITRE BOX</b>                       | 1008      |
| <b>OIL SERVICE TOOLS AND EQUIPMENT</b> |           |
| Draining & refilling equipment         | 683-685   |
| Filter tools                           | 685-687   |
| <b>PAINT GUNS</b>                      | 651       |
| <b>PENCILS</b>                         | 945       |
| <b>PICK AXES</b>                       | 1097      |
| <b>PIN PUNCHES</b>                     | 1107-1108 |
| <b>PIPE TOOLS</b>                      |           |
| Tube reamers                           | 614-615   |
| Special pipe wrenches                  | 615       |
| Plumbing wrenches                      | 615-616   |
| Chain pipe wrench                      | 616       |
| Flaring tools                          | 617       |
| <b>PIPE WRENCHES</b>                   | 606-609   |
| <b>PLASTERBOARD TOOLS</b>              |           |
| Plasterboard lifter                    | 963-964   |
| Setting tools                          | 970       |
| Trim cutters                           | 970       |
| Punching tools                         | 971       |
| <b>PLASTERER'S RAILS</b>               | 969       |



# ALPHABETICAL INDEX



|                                    |           |
|------------------------------------|-----------|
| <b>PLASTIC CUTTERS</b>             | 613       |
| <b>PLIERS</b>                      |           |
| Side cutters                       | 540-546   |
| End cutters                        | 546       |
| Combination pliers                 | 547-551   |
| Snipe nose pliers                  | 552-555   |
| Snipe nose pliers, bent tip        | 556-559   |
| Machinists pliers                  | 559       |
| Flat nose pliers                   | 560-564   |
| Round nose pliers                  | 564-566   |
| Fine mechanical cutters and pliers | 569-572   |
| Circlip pliers                     | 577-582   |
| Plier sets                         | 598-599   |
| Wire twisting pliers               | 600       |
| Insulated pliers                   | 875-880   |
| <b>PLUMB BOB</b>                   | 942       |
| <b>PNEUMATIC ACCESSORIES</b>       | 652-654   |
| <b>PNEUMATIC MARKERS</b>           | 646       |
| <b>POINTED CHISELS</b>             | 1100      |
| <b>POLES</b>                       | 1160      |
| <b>POWER HACKSAW BLADES</b>        | 32-35     |
| <b>PRUNING KNIVES</b>              | 1166      |
| <b>PRUNING SAWS</b>                | 1168-1172 |
| <b>PRUNING SCISSORS</b>            | 1167      |
| <b>PRY BARS</b>                    | 762-763   |
| <b>PULLERS</b>                     | 742-761   |
| <b>RAKES</b>                       | 1113      |
| <b>RECIPROCATING SAWBLADES</b>     | 49-55     |
| <b>RECIPROCATING SAWS</b>          | 641       |
| <b>RIVETING TOOLS</b>              | 600-601   |
| <b>ROOFING CLAMP</b>               | 1072      |
| <b>ROTARY BURRS</b>                |           |
| Tungsten carbide rotary burrs      | 112-123   |
| HSS rotary burrs                   | 124-131   |
| Brushes                            | 132       |
| <b>RULES</b>                       | 939       |
| <b>SCISSORS</b>                    | 1042-1043 |
| Insulated scissors                 | 891       |
| <b>SCRAPERS</b>                    | 952       |
| <b>SCRAPERS, DRY WALL</b>          |           |
| Paint scrapers                     | 956-958   |
| Cabinet scrapers                   | 955-956   |
| Filling scrapers                   | 958-959   |
| Glue comb scrapers                 | 959-960   |
| <b>SCREWDRIVERS</b>                |           |
| ERGO™ series                       | 434-449   |
| TEKNO+ series                      | 450-465   |
| 800-series                         | 466-474   |
| Premium series                     | 475-487   |
| 600-series                         | 488-493   |



|  |           |
|--|-----------|
| 9000-series                            | 494-495   |
| 8000/9000 series                       | 495       |
| Ratcheting screwdrivers                | 496-498   |
| Precision screwdrivers                 | 499-502   |
| Electronic screwdrivers                | 502       |
| T-handle screwdrivers                  | 503-505   |
| Special screwdrivers                   | 506-508   |
| Offset screwdrivers                    | 509-526   |
| Insulated screwdrivers                 | 858-874   |
| <b>SCRIBERS</b>                        | 945-946   |
| <b>SECATEURS</b>                       | 1134-1147 |
| <b>SHOVELS</b>                         | 1112      |
| <b>SLIP JOINT PLIERS</b>               | 594-598   |
| Insulated slip joint pliers            | 884       |
| <b>SLITTING CHISELS</b>                | 1099      |
| <b>SMALL GARDEN TOOLS</b>              | 1114-1118 |
| <b>SNIPS</b>                           | 1145-1146 |
| <b>SOCKETS AND ACCESSORIES</b>         |           |
| Sockets 1/4"                           | 202-207   |
| Socket drivers 1/4"                    | 207-210   |
| Accessories 1/4"                       | 210-217   |
| Socket sets 1/4"                       | 218-226   |
| Sockets 3/8"                           | 227-232   |
| Socket drivers 3/8"                    | 232-235   |
| Accessories 3/8"                       | 235-244   |
| Socket sets 3/8"                       | 244-248   |
| Sockets 1/2"                           | 249-253   |
| Socket drivers 1/2"                    | 254-257   |
| Accessories 1/2"                       | 258-269   |
| Socket sets 1/2"                       | 269-277   |
| Insulated sockets and accessories 1/2" | 889       |
| Sockets 3/4"                           | 277-278   |
| Accessories 3/4"                       | 279-284   |
| Socket sets 3/4"                       | 284-285   |
| Sockets 1"                             | 286       |
| Accessories 1"                         | 287-289   |
| Socket sets 1"                         | 289-291   |
| Socket sets                            | 291-307   |
| <b>SOLDERING TOOLS</b>                 | 915-919   |
| <b>SQUARES</b>                         | 944-945   |
| <b>STETHOSCOPE</b>                     | 738       |
| <b>SUSPENSION TOOLS AND EQUIPMENT</b>  |           |
| Strut spring compressors               | 694-695   |
| Miscellaneous                          | 695       |
| <b>TOOL BOXES</b>                      | 833-843   |
| <b>TOOL HOLDERS</b>                    | 770-781   |
| <b>TOOL KITS</b>                       | 844-846   |
| <b>TOOL MODULES</b>                    | 791-825   |
| <b>TOOL TROLLEYS</b>                   | 782-790   |



|                                     |           |
|-------------------------------------|-----------|
| <b>TOP PRUNERS</b>                  | 1158-1160 |
| <b>TORQUE TOOLS</b>                 |           |
| Torque wrenches                     | 312-321   |
| Torque screwdrivers                 | 322-328   |
| Angle meters                        | 329       |
| Torque multipliers                  | 329-330   |
| <b>TORX® KEYS</b>                   | 519-526   |
| <b>TRANSMISSION AND WHEEL TOOLS</b> |           |
| Auto specific sockets               | 689-691   |
| Torsion bars                        | 691-692   |
| 4-way wheel wrenches                | 692       |
| Wheel bearing tools                 | 693       |
| Axle joint tools                    | 693       |
| Tyre levers                         | 694       |
| <b>TROWELS</b>                      | 960-963   |
| <b>TUBE CUTTERS</b>                 | 611-612   |
| <b>TUBER BENDERS</b>                | 610       |
| <b>TWEEZERS</b>                     | 900-914   |



|                       |           |
|-----------------------|-----------|
| <b>WAD PUNCHES</b>    | 618-620   |
| <b>WEDGES</b>         | 1096-1097 |
| <b>WIRE STRIPPERS</b> | 566-569   |
| <b>WOOD CHISELS</b>   | 1020-1026 |
| <b>WORKBENCHES</b>    | 826-830   |
| <b>WRECKING BARS</b>  | 1109      |
| <b>WRECKING KNIFE</b> | 1026      |
| <b>WRENCHES</b>       |           |
| Adjustable wrenches   | 142-148   |
| Combination wrenches  | 149-157   |
| Ratcheting wrenches   | 158-165   |
| Open end wrenches     | 166-174   |
| Ring end wrenches     | 175-179   |
| Flare nut wrenches    | 180-181   |
| Heavy duty wrenches   | 182-186   |
| Tubular wrenches      | 187-193   |
| Hook wrenches         | 194       |
| Insulated wrenches    | 885-887   |



|   |           |
|---|-----------|
| <b>ELECTRONICS AND FINE MECHANICAL PLIERS</b>   |           |
| Rx series                                       | 1188-1195 |
| Heavy duty cutter                               | 1196      |
| Plastic cutter                                  | 1196      |
| 80-series                                       | 1197-1201 |
| Supreme-series                                  | 1201-1206 |
| Multipurpose shear                              | 1206      |
| <b>ELECTRONICS AND FINE MECHANICAL TWEEZERS</b> |           |
| Soft touch tweezers, ESD-safe                   | 1207      |
| High precision tweezers                         | 1207-1213 |



|   |           |
|---|-----------|
| General purpose tweezers                    | 1213      |
| Strong precision tip tweezers               | 1214      |
| Precision component handling tweezers       | 1215      |
| Boley style tweezers                        | 1215-1216 |
| Tweezers with fibre tips                    | 1216-1217 |
| Tweezers with replaceable carbon fibre tips | 1217-1219 |
| Replacement tips                            | 1219-1220 |
| SMD tweezers                                | 1220-1222 |
| Tweezer sets                                | 1223-1224 |
| <b>TORQUE SCREWDRIVERS</b>                  | 1225      |



# MACHINE ACTUATED SAWS

---

## PRECISION TOOLS YOU CAN RELY ON

In 1969 Bahco pioneered a new technique that combined the best characteristics of tough spring-steel and wear-resistant high-speed steel. The two materials are welded together in a high-vacuum environment. The teeth are milled from the high-speed steel, with the spring-steel providing excellent flexibility.

Bahco machine-actuated saws offer optimum cutting characteristics, long life and fast-cutting operation. Our flagship product, Sandflex® 'the unbreakable blade', is the clear choice where productivity, cost-per-cut, safety and environmental aspects are considered.

In this chapter you will find our full Bahco machine-actuated saw range, including bandsaws, power hacksaws, holesaws, reciprocating saws, jigsaws and circular saws.

# Chapter Index

---

|                         |       |
|-------------------------|-------|
| BANDSAW BLADES          | 22-30 |
| BANDSAW SAWING AIDS     | 30-31 |
| POWER HACKSAW BLADES    | 32-35 |
| HOLESAWS                | 36-38 |
| HOLESAW ACCESSORIES     | 39-41 |
| HOLESAW SETS            | 42-48 |
| RECIPROCATING SAWBLADES | 49-55 |
| JIGSAW BLADES           | 56-57 |
| CIRCULAR SAW BLADES     | 58-59 |

---

# BANDSAW

Continuous improvement and investment in research and development has led to innovative, high-performance products for general-purpose and production cutting applications. We offer many patented products and features, from our unique Easy Cut design which simplifies complex blade selection, to the latest 'set' and 'unset' high performance carbide blades for the most demanding and complex cutting applications - such as commercial and military aerospace, power generation and other high-technology industries.

In this chapter, we have included terminology, tooth-pitch selection tables, speed selection data, tooth-shape guides, for both bi-metal and carbide blades.

We have also provided some tips on troubleshooting, and assorted cutting aids

used by our users involved in production cutting applications. This includes our patented BandCalc™ programme which is designed to give you advice on blade selection by providing data on machine type, material shapes and sizes.

Quality is our number one priority - and product consistency is part of that priority. This is achieved through Bahco's quality forward system, which is frameworked under ISO 9001- 2000.


We strive to continuously improve our quality management system, focussing on customer needs and satisfaction. Continuous improvement is fundamental to our production processes. We believe that making improvements every day helps us to continuously develop our products.

## BI-METAL BANDSAW BLADE

High-speed steel tooth tips, combined with flexible alloy-steel backing material results in the most cost effective bandsaw blades for most metal sawing applications.

Bi-metal bandsaw blades cover most market requirements, including multi-purpose blades and contour cutting, cutting tubes and profiles, foundry cutting and production cutting.


The Sandflex® bandsaw blades cut different types of steel (structural, machining, quenched, tempered, high speed, nitriding) as well as brass, copper, nickel, cast iron, titanium and many other materials.



## CARBIDE BANDSAW BLADE

High-performance backing steel and optimized carbide grades yield premium band sawing performance. These products cut faster and last longer than any other bandsaw blade in a wide variety of sawing applications.

Specially designed for the high-efficiency cutting of difficult and abrasive materials, and the high-performance cutting of large and difficult to cut work pieces.



# EASY CUT

## EASY TO USE

Our patented anti-tooth-stripping design creates a blade that lasts longer, and will not strip teeth like other blades, allowing the operator to spend more

time cutting and less time changing saw blades. Choose Easy Cut for all general purpose bandsaw applications - the choice is easy.


## EASY CUT BLADES CUT ALMOST ANYTHING WITHOUT CHANGING BLADES

- Tool steel
- Mid Steel
- Stainless steel
- Aluminium
- Copper
- Brass
- Wood
- Plastic
- Sheet metal
- Tubing
- Solids
- Bundles
- Pipe
- Channel
- Angle Iron
- I Beams
- H Beams
- Drill Rods

## EASY TO ORDER

Simply specify blade width and length. The unique patented tooth design cuts any shape or size in virtually any material, while eliminating the need to specify pitch or tooth form.

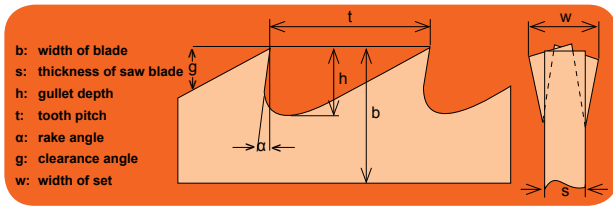
**Choose S (Small), M (Medium) or L (Large), depending on the cutting range you need.**



### EASY CUT – Cutting data

| Order Code | Blade Size<br>Width x Thickness | Material Size (mm) |   |   |   |    |    |    |    |    |    |     |     |     |
|------------|---------------------------------|--------------------|---|---|---|----|----|----|----|----|----|-----|-----|-----|
|            |                                 | 1                  | 2 | 3 | 5 | 10 | 20 | 30 | 40 | 50 | 75 | 100 | 150 | 200 |
| 1000       | 100 x 3                         | 1                  | 2 | 3 | 5 | 10 | 20 | 30 | 40 | 50 | 75 | 100 | 150 | 200 |
| 1001       | 100 x 4                         | 1                  | 2 | 3 | 5 | 10 | 20 | 30 | 40 | 50 | 75 | 100 | 150 | 200 |
| 1002       | 100 x 5                         | 1                  | 2 | 3 | 5 | 10 | 20 | 30 | 40 | 50 | 75 | 100 | 150 | 200 |
| 1003       | 100 x 6                         | 1                  | 2 | 3 | 5 | 10 | 20 | 30 | 40 | 50 | 75 | 100 | 150 | 200 |
| 1004       | 100 x 8                         | 1                  | 2 | 3 | 5 | 10 | 20 | 30 | 40 | 50 | 75 | 100 | 150 | 200 |
| 1005       | 100 x 10                        | 1                  | 2 | 3 | 5 | 10 | 20 | 30 | 40 | 50 | 75 | 100 | 150 | 200 |
| 1006       | 100 x 12                        | 1                  | 2 | 3 | 5 | 10 | 20 | 30 | 40 | 50 | 75 | 100 | 150 | 200 |
| 1007       | 100 x 15                        | 1                  | 2 | 3 | 5 | 10 | 20 | 30 | 40 | 50 | 75 | 100 | 150 | 200 |
| 1008       | 100 x 20                        | 1                  | 2 | 3 | 5 | 10 | 20 | 30 | 40 | 50 | 75 | 100 | 150 | 200 |
| 1009       | 100 x 25                        | 1                  | 2 | 3 | 5 | 10 | 20 | 30 | 40 | 50 | 75 | 100 | 150 | 200 |
| 1010       | 100 x 30                        | 1                  | 2 | 3 | 5 | 10 | 20 | 30 | 40 | 50 | 75 | 100 | 150 | 200 |
| 1011       | 100 x 40                        | 1                  | 2 | 3 | 5 | 10 | 20 | 30 | 40 | 50 | 75 | 100 | 150 | 200 |
| 1012       | 100 x 50                        | 1                  | 2 | 3 | 5 | 10 | 20 | 30 | 40 | 50 | 75 | 100 | 150 | 200 |
| 1013       | 100 x 60                        | 1                  | 2 | 3 | 5 | 10 | 20 | 30 | 40 | 50 | 75 | 100 | 150 | 200 |
| 1014       | 100 x 80                        | 1                  | 2 | 3 | 5 | 10 | 20 | 30 | 40 | 50 | 75 | 100 | 150 | 200 |
| 1015       | 100 x 100                       | 1                  | 2 | 3 | 5 | 10 | 20 | 30 | 40 | 50 | 75 | 100 | 150 | 200 |
| 1016       | 100 x 120                       | 1                  | 2 | 3 | 5 | 10 | 20 | 30 | 40 | 50 | 75 | 100 | 150 | 200 |
| 1017       | 100 x 150                       | 1                  | 2 | 3 | 5 | 10 | 20 | 30 | 40 | 50 | 75 | 100 | 150 | 200 |
| 1018       | 100 x 200                       | 1                  | 2 | 3 | 5 | 10 | 20 | 30 | 40 | 50 | 75 | 100 | 150 | 200 |
| 1019       | 100 x 250                       | 1                  | 2 | 3 | 5 | 10 | 20 | 30 | 40 | 50 | 75 | 100 | 150 | 200 |
| 1020       | 100 x 300                       | 1                  | 2 | 3 | 5 | 10 | 20 | 30 | 40 | 50 | 75 | 100 | 150 | 200 |
| 1021       | 100 x 400                       | 1                  | 2 | 3 | 5 | 10 | 20 | 30 | 40 | 50 | 75 | 100 | 150 | 200 |
| 1022       | 100 x 500                       | 1                  | 2 | 3 | 5 | 10 | 20 | 30 | 40 | 50 | 75 | 100 | 150 | 200 |
| 1023       | 100 x 600                       | 1                  | 2 | 3 | 5 | 10 | 20 | 30 | 40 | 50 | 75 | 100 | 150 | 200 |
| 1024       | 100 x 800                       | 1                  | 2 | 3 | 5 | 10 | 20 | 30 | 40 | 50 | 75 | 100 | 150 | 200 |
| 1025       | 100 x 1000                      | 1                  | 2 | 3 | 5 | 10 | 20 | 30 | 40 | 50 | 75 | 100 | 150 | 200 |
| 1026       | 100 x 1200                      | 1                  | 2 | 3 | 5 | 10 | 20 | 30 | 40 | 50 | 75 | 100 | 150 | 200 |
| 1027       | 100 x 1500                      | 1                  | 2 | 3 | 5 | 10 | 20 | 30 | 40 | 50 | 75 | 100 | 150 | 200 |
| 1028       | 100 x 2000                      | 1                  | 2 | 3 | 5 | 10 | 20 | 30 | 40 | 50 | 75 | 100 | 150 | 200 |
| 1029       | 100 x 2500                      | 1                  | 2 | 3 | 5 | 10 | 20 | 30 | 40 | 50 | 75 | 100 | 150 | 200 |
| 1030       | 100 x 3000                      | 1                  | 2 | 3 | 5 | 10 | 20 | 30 | 40 | 50 | 75 | 100 | 150 | 200 |
| 1031       | 100 x 4000                      | 1                  | 2 | 3 | 5 | 10 | 20 | 30 | 40 | 50 | 75 | 100 | 150 | 200 |
| 1032       | 100 x 5000                      | 1                  | 2 | 3 | 5 | 10 | 20 | 30 | 40 | 50 | 75 | 100 | 150 | 200 |
| 1033       | 100 x 6000                      | 1                  | 2 | 3 | 5 | 10 | 20 | 30 | 40 | 50 | 75 | 100 | 150 | 200 |
| 1034       | 100 x 8000                      | 1                  | 2 | 3 | 5 | 10 | 20 | 30 | 40 | 50 | 75 | 100 | 150 | 200 |
| 1035       | 100 x 10000                     | 1                  | 2 | 3 | 5 | 10 | 20 | 30 | 40 | 50 | 75 | 100 | 150 | 200 |
| 1036       | 100 x 12000                     | 1                  | 2 | 3 | 5 | 10 | 20 | 30 | 40 | 50 | 75 | 100 | 150 | 200 |
| 1037       | 100 x 15000                     | 1                  | 2 | 3 | 5 | 10 | 20 | 30 | 40 | 50 | 75 | 100 | 150 | 200 |
| 1038       | 100 x 20000                     | 1                  | 2 | 3 | 5 | 10 | 20 | 30 | 40 | 50 | 75 | 100 | 150 | 200 |
| 1039       | 100 x 25000                     | 1                  | 2 | 3 | 5 | 10 | 20 | 30 | 40 | 50 | 75 | 100 | 150 | 200 |
| 1040       | 100 x 30000                     | 1                  | 2 | 3 | 5 | 10 | 20 | 30 | 40 | 50 | 75 | 100 | 150 | 200 |
| 1041       | 100 x 40000                     | 1                  | 2 | 3 | 5 | 10 | 20 | 30 | 40 | 50 | 75 | 100 | 150 | 200 |
| 1042       | 100 x 50000                     | 1                  | 2 | 3 | 5 | 10 | 20 | 30 | 40 | 50 | 75 | 100 | 150 | 200 |
| 1043       | 100 x 60000                     | 1                  | 2 | 3 | 5 | 10 | 20 | 30 | 40 | 50 | 75 | 100 | 150 | 200 |
| 1044       | 100 x 80000                     | 1                  | 2 | 3 | 5 | 10 | 20 | 30 | 40 | 50 | 75 | 100 | 150 | 200 |
| 1045       | 100 x 100000                    | 1                  | 2 | 3 | 5 | 10 | 20 | 30 | 40 | 50 | 75 | 100 | 150 | 200 |
| 1046       | 100 x 120000                    | 1                  | 2 | 3 | 5 | 10 | 20 | 30 | 40 | 50 | 75 | 100 | 150 | 200 |
| 1047       | 100 x 150000                    | 1                  | 2 | 3 | 5 | 10 | 20 | 30 | 40 | 50 | 75 | 100 | 150 | 200 |
| 1048       | 100 x 200000                    | 1                  | 2 | 3 | 5 | 10 | 20 | 30 | 40 | 50 | 75 | 100 | 150 | 200 |
| 1049       | 100 x 250000                    | 1                  | 2 | 3 | 5 | 10 | 20 | 30 | 40 | 50 | 75 | 100 | 150 | 200 |
| 1050       | 100 x 300000                    | 1                  | 2 | 3 | 5 | 10 | 20 | 30 | 40 | 50 | 75 | 100 | 150 | 200 |
| 1051       | 100 x 400000                    | 1                  | 2 | 3 | 5 | 10 | 20 | 30 | 40 | 50 | 75 | 100 | 150 | 200 |
| 1052       | 100 x 500000                    | 1                  | 2 | 3 | 5 | 10 | 20 | 30 | 40 | 50 | 75 | 100 | 150 | 200 |
| 1053       | 100 x 600000                    | 1                  | 2 | 3 | 5 | 10 | 20 | 30 | 40 | 50 | 75 | 100 | 150 | 200 |
| 1054       | 100 x 800000                    | 1                  | 2 | 3 | 5 | 10 | 20 | 30 | 40 | 50 | 75 | 100 | 150 | 200 |
| 1055       | 100 x 1000000                   | 1                  | 2 | 3 | 5 | 10 | 20 | 30 | 40 | 50 | 75 | 100 | 150 | 200 |
| 1056       | 100 x 1200000                   | 1                  | 2 | 3 | 5 | 10 | 20 | 30 | 40 | 50 | 75 | 100 | 150 | 200 |
| 1057       | 100 x 1500000                   | 1                  | 2 | 3 | 5 | 10 | 20 | 30 | 40 | 50 | 75 | 100 | 150 | 200 |
| 1058       | 100 x 2000000                   | 1                  | 2 | 3 | 5 | 10 | 20 | 30 | 40 | 50 | 75 | 100 | 150 | 200 |
| 1059       | 100 x 2500000                   | 1                  | 2 | 3 | 5 | 10 | 20 | 30 | 40 | 50 | 75 | 100 | 150 | 200 |
| 1060       | 100 x 3000000                   | 1                  | 2 | 3 | 5 | 10 | 20 | 30 | 40 | 50 | 75 | 100 | 150 | 200 |
| 1061       | 100 x 4000000                   | 1                  | 2 | 3 | 5 | 10 | 20 | 30 | 40 | 50 | 75 | 100 | 150 | 200 |
| 1062       | 100 x 5000000                   | 1                  | 2 | 3 | 5 | 10 | 20 | 30 | 40 | 50 | 75 | 100 | 150 | 200 |
| 1063       | 100 x 6000000                   | 1                  | 2 | 3 | 5 | 10 | 20 | 30 | 40 | 50 | 75 | 100 | 150 | 200 |
| 1064       | 100 x 8000000                   | 1                  | 2 | 3 | 5 | 10 | 20 | 30 | 40 | 50 | 75 | 100 | 150 | 200 |
| 1065       | 100 x 10000000                  | 1                  | 2 | 3 | 5 | 10 | 20 | 30 | 40 | 50 | 75 | 100 | 150 | 200 |
| 1066       | 100 x 12000000                  | 1                  | 2 | 3 | 5 | 10 | 20 | 30 | 40 | 50 | 75 | 100 | 150 | 200 |
| 1067       | 100 x 15000000                  | 1                  | 2 | 3 | 5 | 10 | 20 | 30 | 40 | 50 | 75 | 100 | 150 | 200 |
| 1068       | 100 x 20000000                  | 1                  | 2 | 3 | 5 | 10 | 20 | 30 | 40 | 50 | 75 | 100 | 150 | 200 |
| 1069       | 100 x 25000000                  | 1                  | 2 | 3 | 5 | 10 | 20 | 30 | 40 | 50 | 75 | 100 | 150 | 200 |
| 1070       | 100 x 30000000                  | 1                  | 2 | 3 | 5 | 10 | 20 | 30 | 40 | 50 | 75 | 100 | 150 | 200 |
| 1071       | 100 x 40000000                  | 1                  | 2 | 3 | 5 | 10 | 20 | 30 | 40 | 50 | 75 | 100 | 150 | 200 |
| 1072       | 100 x 50000000                  | 1                  | 2 | 3 | 5 | 10 | 20 | 30 | 40 | 50 | 75 | 100 | 150 | 200 |
| 1073       | 100 x 60000000                  | 1                  | 2 | 3 | 5 | 10 | 20 | 30 | 40 | 50 | 75 | 100 | 150 | 200 |
| 1074       | 100 x 80000000                  | 1                  | 2 | 3 | 5 | 10 | 20 | 30 | 40 | 50 | 75 | 100 | 150 | 200 |
| 1075       | 100 x 100000000                 | 1                  | 2 | 3 | 5 | 10 | 20 | 30 | 40 | 50 | 75 | 100 | 150 | 200 |
| 1076       | 100 x 120000000                 | 1                  | 2 | 3 | 5 | 10 | 20 | 30 | 40 | 50 | 75 | 100 | 150 | 200 |
| 1077       | 100 x 150000000                 | 1                  | 2 | 3 | 5 | 10 | 20 | 30 | 40 | 50 | 75 | 100 | 150 | 200 |
| 1078       | 100 x 200000000                 | 1                  | 2 | 3 | 5 | 10 | 20 | 30 | 40 | 50 | 75 | 100 | 150 | 200 |
| 1079       | 100 x 250000000                 | 1                  | 2 | 3 | 5 | 10 | 20 | 30 | 40 | 50 | 75 | 100 | 150 | 200 |
| 1080       | 100 x 300000000                 | 1                  | 2 | 3 | 5 | 10 | 20 | 30 | 40 | 50 | 75 | 100 | 150 | 200 |
| 1081       | 100 x 400000000                 | 1                  | 2 | 3 | 5 | 10 | 20 | 30 | 40 | 50 | 75 | 100 | 150 | 200 |
| 1082       | 100 x 500000000                 | 1                  | 2 | 3 | 5 | 10 | 20 | 30 | 40 | 50 | 75 | 100 | 150 | 200 |
| 1083       | 100 x 600000000                 | 1                  | 2 |   |   |    |    |    |    |    |    |     |     |     |

# TERMINOLOGY



## Types of Set

The set is the tilt, or angle, given to the teeth of the saw blade to provide clearance for the blade body and the tooth edges. Below are different types of set:



### Raker Set

This is where one tooth is set to the left, one tooth is set to the right, and one tooth (raker) is unset. This is used on most evenly-pitched blades, such as regular and hook.

It is also used for contour and friction cutting blades on vertical bandsaw machines.



### Combo Set

In the combo set, used on combo toothed blades, a raker (unset) tooth is followed by teeth in a left, right, left, right sequence. This pattern is repeated with each series of teeth starting and ending with the largest tooth in the pattern.



## Teeth Per Inch (TPI)

The number of teeth per inch (TPI) defines the pitch of the blade and can vary from less than 1 up to 24.

Thin-walled workpieces like tubes, pipes, sheet etc., require fine teeth, otherwise there can be the risk of tooth damage or breakage. Large cross-sections should be cut with a coarse-pitched saw, i.e. one with fewer teeth per inch. The fewer teeth engaged in the workpiece, the higher the cutting capacity. This is because the penetration of each individual tooth is greater if the saw's feed pressure is distributed over a fewer number of teeth.

A coarse pitch (low TPI) therefore increases productivity and provides a desirable, large chip space.

Soft materials, such as aluminium and bronze, require a large chip space. A coarse pitch prevents the chips from building up and packing together in the gullets, which can impair sawing and damage the blade.

## Bandsawing facts

### Machine

Check frequently:

- The operation of the chip brush
- The wear and alignment of the guides
- The band tension with a tensionmeter
- The band speed with a tachometer
- The coolant concentration with a refractometer

### Coolant / Cutting fluid

The coolant lubricates, cools and carries the chips from the cut.

It is important to:

- Use appropriate cutting fluid
- Use recommended concentration of cutting fluid
- Make sure that the cutting fluid reaches the cut with low pressure and large flow

### Workpiece

- Make sure that the workpiece is firmly clamped so that it cannot vibrate or rotate
- Do not use bent or damaged workpieces

### Running in

To obtain the maximum blade life always use the recommended band speed but lower the feed rate to 1/3-1/2 during the first 10 minutes of cutting.

During the next 10 minutes increase the feed rate in stages, until you have reached the recommended feed rate.

### Tooth protector

Keep the tooth protector on the blade until it is mounted on the machine to avoid premature chipping of the tooth tips.

## Feed Rate/Chips

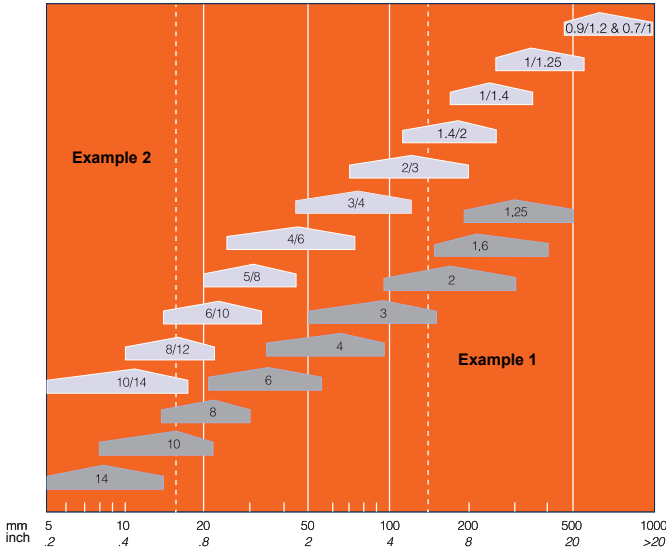
It is important that each tooth of the bandsaw blade cuts a chip with the right thickness. This is determined by the selection of tooth-pitch, band-speed and feed-rate. Start by selecting the right tooth-pitch from the diagrams 'Tooth-pitch for solid workpieces' then set your band speed according to the diagram 'Speed selection'. You can now set the correct feed rate by studying the chips produced by the bandsaw blade when cutting. Use the pictures (below) and adjust your feed rate or band speed accordingly.

For more information on cutting data contact your local Bahco representative who can help you find the correct cutting data for your specific application.

1. Thin or pulverised chips - increase feed rate or lower band speed
2. Loosely rolled chips - correct cutting data
3. Thick, heavy or blue chips - too high feed, lower feed rate or increase band speed



## TOOTH PITCH FOR SOLID WORKPIECES



This diagram will help you select the right pitch for cutting solids.

The ideal choice is at the widest point of each field.

### Example 1:


When cutting a  $\varnothing$  150 mm (6 inch) bar, use a 2/3 TPI or a 1.4/2 TPI if you choose a variably pitched blade. Use 2 TPI, if an evenly pitched blade is your choice.

### Example 2:

If you are sawing in soft materials like plastics, aluminium or wood, choose a pitch two steps coarser than recommended.

When cutting 13-20 mm (1/2-3/4 inch) thick pieces of aluminium, use a 5/8 TPI or a 6 TPI blade.

## CUTTING PIPES AND PROFILES



The diagram will help you find the right tooth pitch for cutting pipes and profiles.

The recommended tooth pitch for cutting profiles is found in the field where the width meets the wall thickness of the profile.

### Example 3:

When cutting a 100 x 10 mm (4 inch x 0.4 inch) U-beam, select a 5/8 TPI or a 4/6 TPI blade.

The recommended tooth pitch is found in the field where the outer diameter meets the wall thickness of the pipe to be cut.

### Example 4:

When cutting a 40 x 1.6 mm (1.5 inch x 0.06 inch) pipe, select a 10/14 TPI blade.

# SPEED SELECTION

| Bi-metal |   | Meters per minute at Ø mm |           |           |          |         | Blade Selection |      |      |          |          |         |
|----------|---|---------------------------|-----------|-----------|----------|---------|-----------------|------|------|----------|----------|---------|
|          | Material  | 10-65                     | 100-300   | 400-800   | >1000    | Coolant | 3857            | 3853 | 3851 | 3851 PSG | 3854 PHG | 3854 PQ |
| 1        | Structural steels, machining steel                          | 100                       | 85-95     | 60-75     | 40-60    | 6%      | +               | +    | ++   | +++      |          |         |
| 2        | Structural steels, quenched and tempered steels             | 80                        | 70-80     | 60-68     | 40-50    | 6%      | +               | +    | ++   | +++      |          |         |
| 3        | Case hardened-, spring steels, quenched and tempered steels | 75-100                    | 60-80     | 45-65     | 30-40    | 8%      | +               | +    | ++   | +++      |          |         |
| 4        | Unalloyed tool steel, ball and roller bearing steel         | 60-65                     | 55-60     | 35-45     | 25-35    | 8%      |                 |      | +++  | +        | ++       | +++     |
| 5        | High speed steel  | 45-50                     | 40-45     | 30-35     | 20-25    | 8%      |                 |      | +++  | +        | ++       | +++     |
| 6        | Cold work tool steel  | 30-35                     | 25-30     | 20-25     | 15-20    | DRY     |                 |      | ++   | +        | ++       | +++     |
| 7        | Tool steels, alloyed  | 45-65                     | 45-60     | 40-60     | 20-40    | 8%      |                 |      | ++   | +        | ++       | +++     |
| 8        | Nitriding steels, high alloyed hot working steels           | 40-45                     | 35-40     | 25-30     | 20-25    | 8%      |                 |      | +    | +        | ++       | +++     |
| 9        | Cast iron   | 50-60                     | 45-50     | 30-40     | 25-30    | DRY     |                 |      | +    | +        | ++       | +++     |
| 10       | Rust and acid-resistant steels (light)                      | 40-45                     | 40-45     | 35-40     | 30-40    | 10%     |                 |      | +    | ++       | +++      | +++     |
| 11       | Rust and acid-resistant steels (heavy)                      | 35-40                     | 30-35     | 20-30     | 19-22    | 10%     |                 |      | +    | ++       | +++      | +++     |
| 12       | Duplex and heat resistant steels                            | 25-30                     | 20-25     | 15-20     | 14-16    | 10%     |                 |      | +    | ++       | +++      | +++     |
| 13       | Nickel and nickel-cobalt alloys                             | 15-20                     | 13-15     | 10-12     | 10       | 10%     |                 |      | +    | +        | ++       | +++     |
| 14       | Titanium, titanium alloys; aluminium bronze                 | 30-35                     | 25-30     | 20-25     | 16-18    | 10%     |                 |      | +    | +        | ++       | +++     |
| 15       | Horizontal machines, aluminium, aluminium alloys            | 120                       | 120       | 120       | 120      | 25%     |                 |      | +++  | +        | +        | +       |
| 16       | Vertical machines, aluminium, aluminium alloys              | 3000                      | 2100-2500 | 1250-2000 | 500-1200 | 25%     |                 |      | +++  | +        | +        | +       |
| 17       | Brass   | 120                       | 120       | 90-120    | 80-100   | 4%      |                 |      | +++  | +        | ++       |         |
| 18       | Copper  | 120                       | 110       | 80-100    | 60-80    | 15%     |                 |      | +++  | +        | ++       |         |

The bigger the size, the lower the speed

Good +
Better ++
Best +++

| Carbide |   | Meters per minute at Ø mm |           |           |           |         | Blade Selection |          |          |          |          |         |
|---------|---|---------------------------|-----------|-----------|-----------|---------|-----------------|----------|----------|----------|----------|---------|
|         | Material  | 10-65                     | 100-300   | 400-800   | >1000     | Coolant | 3868 TSX        | 3868 TSS | 3881 THQ | 3881 THS | 3860 TMC | 3869 TS |
| 1       | Structural steels, machining steel                          | 200                       | 160-190   | 110-150   | 60-90     | 12%     | +               |          |          |          |          |         |
| 2       | Structural steels, quenched and tempered steels             | 140                       | 120-140   | 85-115    | 50-70     | 12%     | +               |          |          |          |          |         |
| 3       | Case hardened-, spring steels, quenched and tempered steels | 120-130                   | 110-120   | 75-110    | 40-60     | 10%     | +               |          |          |          |          |         |
| 4       | Unalloyed tool steel, ball and roller bearing steel         | 100-120                   | 90-100    | 60-90     | 40-50     | 10%     | +               |          |          |          |          |         |
| 5       | High speed steel  | 100-110                   | 80-90     | 60-75     | 50-60     | 10%     | +               | +        | +        | +        | +        |         |
| 6       | Cold work tool steel  | 80-100                    | 60-90     | 60-75     | 45-65     | DRY     | ++              |          | ++       | +        | +        |         |
| 7       | Tool steels, alloyed  | 85-95                     | 80-90     | 60-70     | 50-60     | 8%      | ++              | ++       | +        | +        | +        |         |
| 8       | Nitriding steels, high alloyed hot working steels           | 75-85                     | 70-80     | 60-70     | 45-60     | 8%      | ++              | +        |          |          |          |         |
| 9       | Cast iron   | 90-105                    | 90-95     | 60-75     | 40-55     | 12%     | ++              | +        |          |          |          |         |
| 10      | Rust and acid-resistant steels (light)                      | 80-110                    | 80-100    | 70-95     | 65-80     | 12%     | ++              | +++      | +++      | +++      | +++      | ++      |
| 11      | Rust and acid-resistant steels (heavy)                      | 80-90                     | 70-80     | 60-70     | 40-50     | 13%     | ++              | +++      | +++      | +++      | +++      | ++      |
| 12      | Duplex and heat resistant steels                            | 100-115                   | 80-100    | 65-80     | 50-60     | 12%     | ++              | +++      | +++      | +++      | +++      | ++      |
| 13      | Nickel and nickel-cobalt alloys                             | 30-40                     | 25-30     | 20-28     | 15-20     | 12%     | ++              | ++       | +++      | +++      | +++      | ++      |
| 14      | Titanium, titanium alloys; aluminium bronze                 | 50-60                     | 40-50     | 35-45     | 16-18     | 12%     | ++              |          | +++      |          | +++      | ++      |
| 15      | Horizontal machines, aluminium, aluminium alloys            | 250                       | 250       | 250       | 250       | 25%     | +               | +        | +        | +        | +++      | ++      |
| 16      | Vertical machines, aluminium, aluminium alloys              | 5000                      | 4000-5000 | 3000-4000 | 2000-3000 | 25%     |                 |          |          |          | +++      | ++      |
| 17      | Brass   | 250                       | 250       | 180-240   | 140-160   | 4%      |                 | ++       |          | +++      |          |         |
| 18      | Copper  | 240                       | 220       | 130-190   | 100-120   | 15%     |                 | ++       |          | +++      |          |         |


The bigger the size, the lower the speed

Good +
Better ++
Best +++



BandCalc™ is an interactive computer software program, available on CD, that quickly determines the best blade for a specific application, based on the user's requirements, the material to be cut, the machine, workpiece etc.

Simply select the blade, and information on blade-speed and feed-rate will be supplied. It is an excellent tool for anyone looking to improve efficiency. It also calculates the cost per cut for you, taking into consideration all factors, including the machine cost. BandCalc™ is available in 10 languages.



The new Bandsaw Speed & Feed Selector is a good guide to select the correct speed and feed. There is one for Bi-metal- and one for cutting with carbide blades. Please contact your local Bahco representative.

# TROUBLE SHOOTING CHART

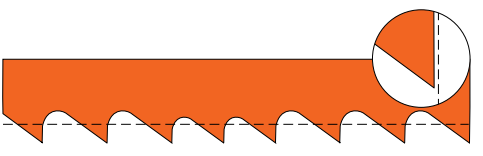
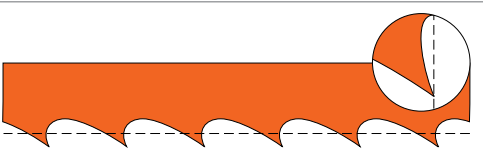
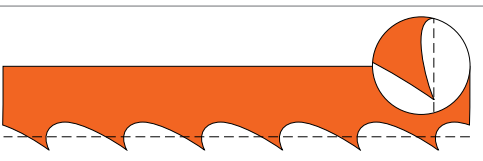
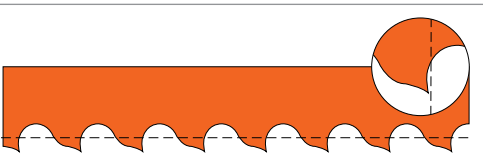
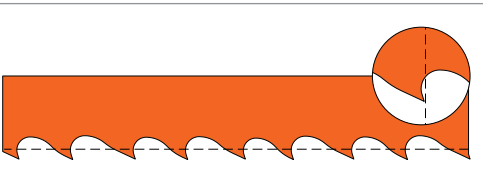
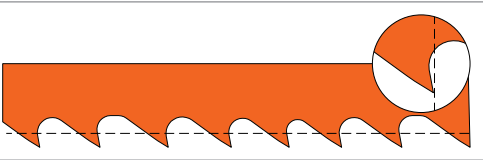
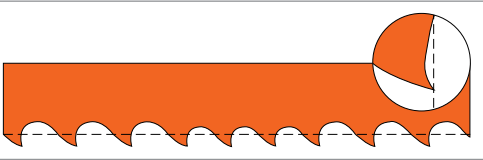
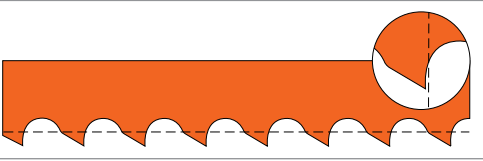
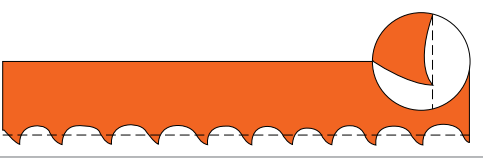

|                      | Important Facts   | Band breakage                                     | Crooked sawing  | Tooth breakage                           | Rough surface          | Rapid tooth wear                              | Vibration  | Band slips on wheel       |
|----------------------|---|---|---|--|------------------------|---|--|---------------------------|
| <b>MACHINE</b>       | <b>Guides and Guidearms</b><br>You should check and adjust guides regularly. Check if worn out and replace if necessary. Position guidearms as close to work piece as possible.                   | Guides worn out or guide setting too wide         | Guides too far apart, worn out, or poorly adjusted guidearm loose |  |                        |   | Guides poorly adjusted                                     |                           |
|                      | <b>Band Wheels</b><br>The band wheels have to be kept in good condition and properly aligned.   | Band wheels worn or too small - try thinner bands |   |  |                        |   |  | Driving wheel is worn out |
|                      | <b>Chip Brush</b><br>Check that the chip brush is properly adjusted and change it regularly.  |   |   | Chip brush does not work; gullets filled |                        | Chip brush does not work                      |  |                           |
|                      | <b>Band Tension</b><br>The correct band tension is needed to get a straight cut. Measure with Bahco tensionmeter.   | Band tension too high                             | Band tension too low  |  |                        |   | Band tension too low                                       | Band tension too low      |
|                      | <b>Coolant / Cutting Fluid</b><br>Needed to lubricate and to cool. Check concentration with a Bahco refractometer. Use good coolant. It should reach the cut with low pressure and generous flow. |   |   |  |                        | Too little coolant or incorrect concentration |  |                           |
| <b>CUTTING DATA</b>  | <b>Band Speed</b><br>The band speed has to be chosen correctly. Check the band speed by using a Bahco tachometer.   |   | Band speed too low  |  | Band speed too low     | Band speed too high                           | Natural vibration-band speed slightly high or slightly low |                           |
|                      | <b>Feed Rate</b><br>The feed rate has to be chosen so that the teeth of the bandsaw blade can work properly.  | Feed rate too high                                | Feed rate too high  | Feed rate too high                       | Feed rate too high     | Feed rate too high or too low                 | Feed rate too high or too low                              | Feed rate too high        |
| <b>BANDSAW BLADE</b> | <b>Tooth Pitch</b><br>The selection of the right tooth pitch is just as important as choosing the right feed and speed.   |   | Tooth pitch too fine  | Tooth pitch too fine gullets filled      | Tooth pitch too coarse | Tooth pitch too fine                          |  |                           |
|                      | <b>Tooth Shape</b><br>Every tooth shape has its ideal application.  |   |   | Tooth shape too weak                     |                        | Wrong tooth shape selection                   | Use combo  |                           |
|                      | <b>Running In</b><br>A new bandsaw blade should be run in to obtain maximum bandsaw lifetime. Never saw in old kerf.  |   |   |  |                        | Band not properly run in                      | Band not properly run in                                   | Band not properly run in  |
|                      | <b>Blade Life</b><br>All blades wear out eventually. Look for signs of wear.  |   | Blade worn out  |  |                        | Blade worn out                                |  | Blade worn out            |
| <b>WORKPIECE</b>     | <b>Surface</b><br>A bad surface (scale) of the work piece will shorten the life of the blade. Lower the band speed.   |   |   |  |                        | Surface defects, i.e. scale, rust, sand       |  |                           |
|                      | <b>Clamping</b><br>Securely clamp work pieces, especially when bundle cutting. Do not use bent or damaged workpieces.   |   |   | Workpiece moves                          |                        |   | Workpiece not properly clamped                             |                           |



# TOOTH SHAPE GUIDE

## BI-METAL

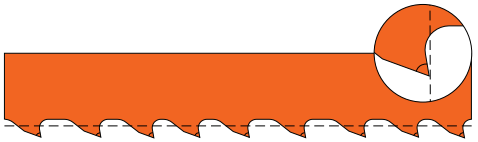


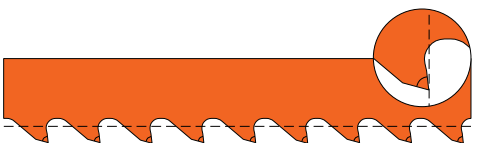



Bahco continuously strives to produce innovative new tooth designs to give maximum band life and efficient cutting.

|              |  |  |
|--------------|--|--|
| <b>Combo</b> | Traditional shape tooth with 0° rake angle. Suitable for multi purpose cutting of thin-walled tubes and profiles in most materials.  |    |
| <b>Hook</b>  | Traditional tooth design with 10° rake angle, used for non-ferrous metals, wood and plastics.  |    |
| <b>HA</b>    | Development of the traditional Hook design for cutting aluminium in foundry applications.  |    |
| <b>PF</b>    | Specifically designed for cutting bundles of tubes and profiles with excellent capacity and tool life. Very strong tooth with 6° positive rake angle.  |   |
| <b>PQ</b>    | Very aggressive 17° positive tooth design intended to give good penetration on difficult to cut material such as stainless steel bearing tube, tool steels and special alloys with work hardening properties. The different set levels produce a multi-chip cutting profile that reduces cutting forces and improves blade life. |  |
| <b>PR</b>    | Innovative 'stepped' rake angle giving 10° on 2/3 & 3/4 TPI and 8° on 4/6 and 5/8 TPI. This makes PR a good light production blade cutting small to medium sized workpieces.   |  |
| <b>PS</b>    | High productivity design with a 10-15° rake angle. A high wedge angle and a large gullet space make it ideal for cutting large workpieces.   |  |
| <b>EZ</b>    | This tooth shape is used in the Easy Cut blades. The patented design gives a very versatile blade, able to cut all common materials, while being very resistant to tooth stripping. Ideal for small workshops cutting different sizes in a wide range of materials.  |  |
| <b>PSG</b>   | Combo PSG is a ground tooth shape with positive rake angle. It is the ideal toothshape for production cutting medium and large sections of a wide range of materials and especially on alloyed and stainless steels.   |  |
| <b>PHG</b>   | Combo PHG is a patented ground tooth shape with positive rake angle for good penetration of large sections of tough-to-cut alloys and work-hardening materials.  |  |

# TOOTH SHAPE GUIDE

## CARBIDE


Bahco bandsaw blades offer a comprehensive range of set and unset carbide bandsaw blades to ensure we can meet the demands of our production cutting customers.

|              |  |  |
|--------------|--|--|
| <b>THQ</b>   | <p>This multi-chip tooth is designed for cutting Inconel, Waspaloy and titanium. It is wide set as standard, where pinching is a problem and produces seven chips to reduce cutting forces and increase life. Applications in medium to large size materials.</p>                            |    |
| <b>TMC</b>   | <p>This tooth design is used for our unset carbide blade. It has a seven-chip design and excels in difficult to cut alloys on stable machines.</p>   |    |
| <b>TMC-W</b> | <p>The same as TMC but with a wider set to avoid pinching particularly Inconels with case hardened surfaces.</p>   |   |
| <b>TS</b>    | <p>This triple-chip tooth design has a rake angle of 7° and is designed for foundry use but works very well in narrow band applications cutting stainless and high alloy steels.</p>   |  |
| <b>TSX</b>   | <p>This triple-chip tooth design has a rake angle of 10° and is ideal for cutting large difficult and abrasive materials. The advantage of a set blade is that it is much more forgiving in less stable machines compared with unset blades. This is a unique and patented tooth design.</p> |  |
| <b>TSS</b>   | <p>Same design as TSX, but pre "run in" at the factory. Designed to remove the need for running in on the machine allowing full speed / feed operation from the first cut in stainless steel. This is a unique and patented tooth design.</p>  |  |
| <b>THS</b>   | <p>Same design as THQ, but with an extremely low noise level. Not suitable in titanium applications.</p>   |  |

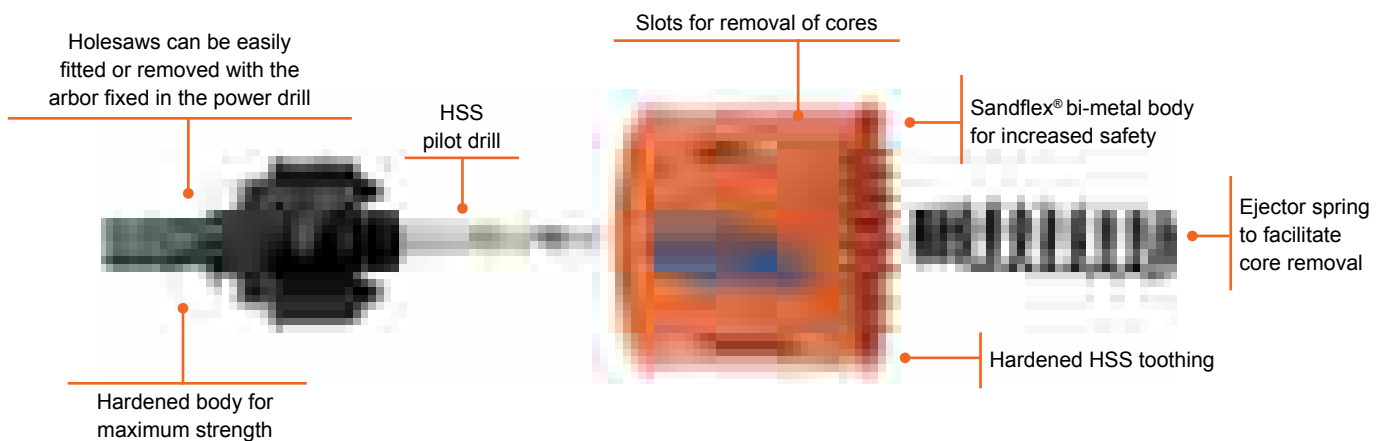
# HOLESAWS DESIGNED FOR PROFESSIONAL USE

Bahco holesaws set the standard in precision, quality, durability and versatility. So no matter what you are cutting through, we have the holesaws and arbors to tackle the job, time after time.

Every aspect of the holesaws are engineered to improve productivity and craftsmanship from the design of the cutting edges to the technologies used to produce the holesaws. The holesaws fit standard portable drills and drill presses.



Power Driver™ arbors stabilise the sawing operation and distribute efficiently the cutting forces on the saw.



# LONG LIFE, FAST CUTS AND REDUCED EFFORT

The true quality of a holesaw is not found in its colour or its packaging, but in the choice of material, the design, the tooth profile and last but not least, the construction of the arbor. On the surface many holesaws may look identical but put them to the test and you will quickly realise that the differences are considerable.

In Bahco's saw laboratory we test every holesaw in the market place. We know where the differences and similarities lie. There is a clear performance limit between professional quality tools and other alternatives that are more suitable for hobby.



## SANDFLEX® HOLESAWS

Bahco Sandflex® holesaws have a 4/6 tooth shape. By varying the distance between the teeth (vari-pitch) a smoother cut is achieved with less vibration, even in difficult-to-cut materials.

The aggressive tooth shape cuts fast, whilst the large tooth gullets and large tooth set make removal more efficient.

All VIP holesaws are manufactured from Sandflex® bi-metal steel with hardened teeth of high-alloyed, high-speed steel (HSS). Bi-metal gives increased

safety as it will not shatter even if overloaded. It enables the optimum cutting performance in all machinable materials from wood to stainless steel, and it gives increased resistance to wear.

- Create clean, accurate holes in most machinable materials
- High-speed cutting edge is laser welded to tough steel alloy back
- Knockout holes allow easy core removal
- Diameters from 9/16" to 8.1/4" (14 mm to 210 mm)
- Cutting depth for all diameters is 1 1/2" (38 mm)

## CARBIDE HOLESAWS

On carbide-tipped holesaws tooth tips consist of a carbide "round rod" which is fusion welded to the back material. The tip is then ground to its final shape with 5° positive cutting angle.

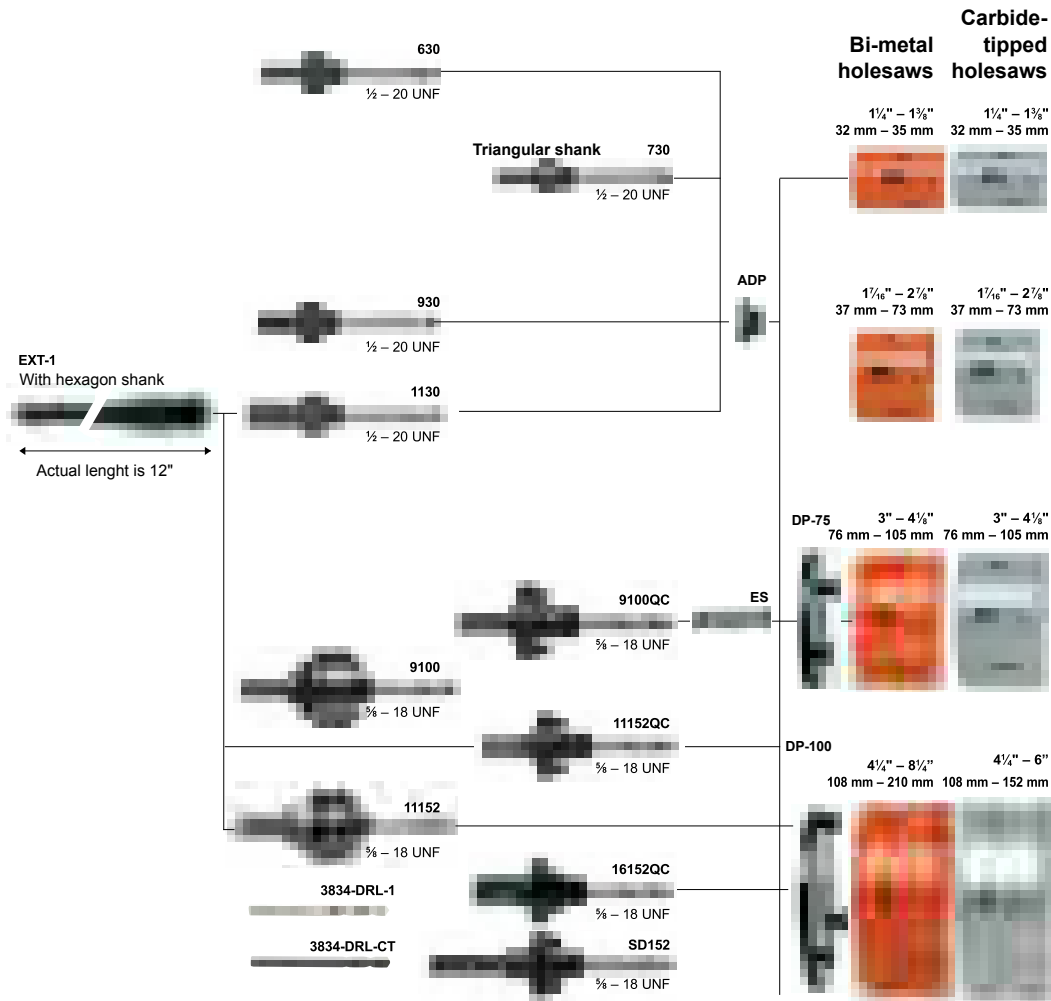
CT holesaws offer the new capability to cut holes in materials such as light concrete, brick, tile, reinforced plastics and other abrasive, non-ferrous materials.

- Carbide saws cut clean holes in ceramics, brick, slate, laminate, fibreglass, hardwood...
- Knockout holes allow easy core removal
- Diameters from 9/16" to 8.1/4" (14 mm to 210 mm)
- Cutting depth for all diameters is 1 1/2" (38 mm)

# HOLESAWS SYSTEM

A complete line of saws, arbors, drive plates and accessories – everything you need to make perfect holes from 9/16" to 8.1/4" (14 mm to 210 mm).

Designed as a fully interchangeable system, this full line of arbors, arbor extensions, pilot drills, drive plates, ejector springs and adapters maximizes the performance and flexibility of Bahco holesaws.



Select an appropriate arbor according to holesaw size and chuck size of drilling equipment.

3834-ARBR-730, for holesaws 14-30 mm, is an arbor with triangular shank and round arbor body. For sturdier design and easier removal of 14-30 mm holesaws select arbors with hexagonal shank and hexagonal body, i.e. 3834-ARBR-630, -930, -1130.

The design of arbors for 32-210 mm holesaws, 3834-ARBR-9100, -11152 and -16152 Power Driver™, eliminates play and increases the strength of the holesaw by redistributing the load from the thread to the solid cap. The Power Driver™ arbors

must be used with hand held machines and when operating with high workload in static machines. QC arbors have a quick-change mechanism so that tools are not required to change holesaws.

All arbors are hardened for maximum strength. Large arbors, for holesaws 32-210 mm, have drive pins to transfer larger cutting force from power unit to the holesaw. We recommend not using arbors with 9 mm (11/32") shank for holesaws above size 100 mm (4"). An HSS Pilot drill (3834-DRL) is included with all arbors. When cutting abrasive materials we recommend the use of carbide-tipped pilot drill, 3834-DRL-CT.

# RECIPROCATING SAWBLADES

## FAST, ACCURATE AND SAFE CUTTING THROUGH A WIDE RANGE OF MATERIALS

Bahco offers a range of reciprocating sawblades appropriate for every cutting task.

Built using the most advanced alloys and tooth designs, Bahco reciprocating sawblades combine high strength and shatter resistance, with greater cutting power and control. That's why they help you produce faster, cleaner and more accurate cuts, time after time.

**Bahco range of reciprocating sawblades is exceptional: with three separate types, each is available in a wide range of designs, lengths and toothings. There is a blade for every application.**

## PERFECT PERFORMANCE

A professional reciprocating sawblade should not only be strong and easy to use. It should also have ground teeth that deliver a powerful bite for coping with even the most difficult application. Bahco's new generation of reciprocating sawblades easily meets all of these requirements.

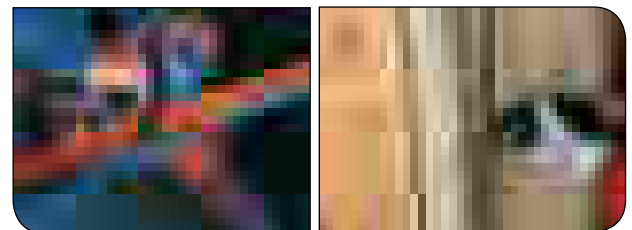
Our range offers a wide choice of lengths, designs and toothings, including Sandflex® DSL for building and demolition jobs. The range also includes carbon-steel blades specially designed for wood-cutting and carbide blades for hard, abrasive materials.



Excellent teeth! Reciprocating sawblades in the Bahco range have aggressive, precision-ground teeth. The 3840 Sandflex® DSL, ST, SL and SC Bi-metal blades also feature variable tooth spacing. Every aspect is purpose-designed to achieve unbeatable sawing performance and versatility.

## FOR EVERY KIND OF JOB

Whatever the task, you will find the right reciprocating sawblade in our new range - the comprehensive assortment / range professional tools with features that make them the natural choice in virtually any situation.

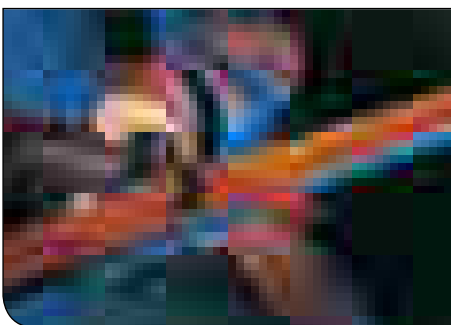
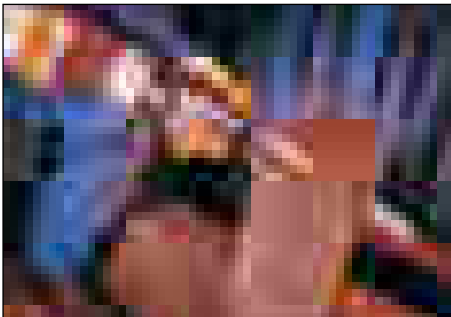


# RECIPROCATING SAWBLADES

## A RANGE TO COVER ALL NEEDS

Whatever the task, you'll find the correct reciprocating sawblade in the Bahco range.

|                    | 3840 Series | 3842 Series | 3844 Series | 3845 Series | 3846 Series |
|--------------------|-------------|-------------|-------------|-------------|-------------|
| Metal Cutting      | ●           |             |             | ●           |             |
| Nail Embedded Wood | ●           |             |             |             |             |
| Meat               |             |             | ●           |             |             |
| Pallet             | ●           |             |             |             |             |
| Wood               |             | ●           |             |             |             |
| Tiles              |             |             |             |             | ●           |
| Ceramics           |             |             |             |             | ●           |
| Glass              |             |             |             |             | ●           |
| Regular plastic    | ●           |             |             |             |             |
| Reinforced plastic |             |             |             |             | ●           |



# CHOOSING THE RIGHT RECIPROCATING BLADE

## STEP 1: DETERMINE THE RIGHT TOOTHING

Bahco reciprocating sawblades feature aggressive, precision-ground teeth. In addition, many bi-metal blades feature variable teeth spacing. It all adds up to unbeatable sawing performance and versatility. Material type and thickness determine which tooth- ing pattern and TPI will work best.

1. Select material and dimension with the help of the material guide
2. Choose group of toothings (TPIs) which can be used for the application

| Material thickness mm | Metal/ Steel | Plastic             | Laminates/ Chipboard | Wood                 | Plaster boards      |
|-----------------------|--------------|---------------------|----------------------|----------------------|---------------------|
| >50                   |              | 4/6                 | 4/6                  | 7*<br>4/6            |                     |
| 20-50                 | 5/8          | 5/8<br>6<br>8<br>10 | 5/8<br>6<br>8<br>10  | 7*<br>5/8<br>8<br>10 | 5/8<br>6<br>8<br>10 |
| 10-20                 | 8/12<br>14   | 8/12<br>14          | 8/12<br>14           | 8/12<br>14           | 8/12<br>14          |
| 3-10                  | 18           | 18                  | 18                   | 18                   | 18                  |
| 0-3                   | 24           | 24                  | 24                   | 24                   |                     |
| 6                     |              | 30-35               | 25-30                | 20-25                | 15-20               |
| 7                     |              | 45-65               | 45-60                | 40-60                | 20-40               |


## STEP 2: IDENTIFY AND CHOOSE THE RIGHT BAHCO RECIPROCATING SAWBLADE

Here is how to read product codes for Bahco reciprocating sawblades.

**Example:** 3840- 150- 14- ST- 5P

Blade material: 3840-  
Blade length in mm: 150-  
Teeth Per Inch (TPI): 14-  
Blade shape: ST-  
Packaging Quantity: 5P

Blade shape: ST = Standard; UST = U-shank  
SL = Slope; SC = Scroll  
DSL = Demolition Slope



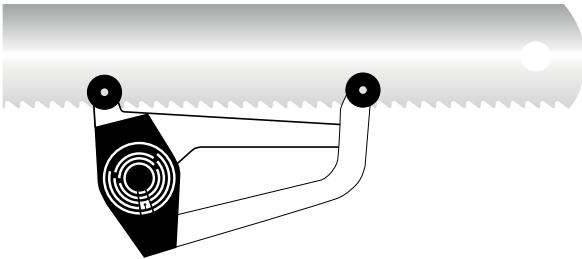


---

# POWER HACKSAWS

## HINTS FOR POWER HACKSAWING WITH SANDFLEX® HACKSAW BLADES

- Tension the blade somewhat more than conventional HSS blades. Re-tensioning may be necessary
- Run in a new blade for a few minutes at reduced feed
- Set the right feed by checking the chips. They should be round, fine and spiral shaped. Burned or blued chips mean that the feed is too high
- Thin chips mean that the feed is too low
- Use the recommended coolant
- Make sure that the workpiece is securely clamped
- Choose a wider and thicker blade for steel grades with poor machinability. The material wastage will be somewhat higher, but the risk of crooked kerfs will be reduced
- Never use a new blade to saw in an existing kerf
- Avoid sawing into sharp edges and corners
- Always start the saw with the blade clear of the workpiece. The teeth should not be touching the workpiece when the machine is started
- Keep the machine in good condition



## BLADE TENSIONING

Correct blade tension is essential for ensuring a straight kerf and a long useful life of the blade. If the tension is too low, the blade will bend upwards or twist, giving rise to high stresses, heavy wear of the blade and uneven, crooked kerfs. Excessive tension causes high stresses in the blade and saw frame. In such cases, the blade will generally break, but the frame may also be damaged, particularly if a heavy blade is used.

The only reliable way of tensioning the blade is to use the Bahco blade tensionmeter. This is an instrument mounted on the saw blade that measures its elongation when tension is applied.

## STROKE RATE

The correct stroke rate for a given job depends on the machinability of the material. For maximum blade life the stroke rate should be low and the

There is a recommended value for every blade.

- Fix the blade in the saw frame with the tooth points facing in the direction of sawing but do not tension the blade
- Check that the blade lies absolutely flat against the blade holder
- Secure the blade-tension gauge to the saw blade
- Turn the tensioning nut until the scale on the blade-tension gauge shows the recommended tension
- If you do not have a blade-tension gauge, follow the blade tensioning recommendations of the manufacturer

feed pressure moderate. As a general rule, harder materials call for a lower stroke rate and higher feed pressure.

## FEED

The cutting capacity of a hacksaw depends – among other things – on a combination of feed pressure and stroke rate. Maximizing feed pressure and stroke rate certainly increases capacity, but it also increases the danger of a crooked cut and leads to faster blade wear. Our recommendation is to use a high feed pressure but to reduce the stroke rate.

It is not possible to provide exact feed pressures since conditions vary on different machines. Excessive feed pressure may give rise to tooth stripping, skew cutting and even blade breakage. Insufficient feed pressure may cause the saw teeth to slide on the workpiece without cutting properly, resulting in overheating, softening and abnormally rapid wear.

By studying the workpiece, the blade and the chips, you can often tell whether you have chosen a suitable pressure. Here are some clues:

If machine vibration is abnormal, feed pressure is too high.

If the chips are burnt, feed pressure is too high.

If tooth cracks appear, feed pressure is too high.

Fine, powdery chips indicate that feed pressure is too low.

The teeth may also show signs of overheating and dulling.

Fine curled chips indicate the optimal feed pressure.

**A new blade should always be “run in” by sawing with reduced feed pressure for a few minutes to ensure a longer blade life.**

## MATERIALS AND TOOTHING

Standard Bahco power hacksaw blades are supplied with 4, 6, 8, 10 and 14 teeth per inch (blades for Kasto® machines are also available with 2 and 3 teeth per inch). For power sawing it is particularly important to select the right number of teeth per inch. A useful rule of thumb is that at least three teeth should be engaged at any one time.

Tooth choice will depend on the properties and dimensions of the material to be sawn. Thin stock requires more teeth per inch to prevent them from digging in and being broken off. Soft materials such as aluminium call for large chip spaces, i.e. a large pitch, to prevent the chips from clogging the teeth of the blade and interfering with sawing.



# TOOTHING CONVERSION TABLE

|                |     |     |     |   |     |   |    |    |
|----------------|-----|-----|-----|---|-----|---|----|----|
| Teeth per inch | 2   | 3   | 4   | 5 | 6   | 8 | 10 | 14 |
| Teeth per cm   | 0,8 | 1,2 | 1,5 | 2 | 2,5 | 3 | 4  | 6  |

## CHOOSE THE NUMBER OF TEETH ACCORDING TO THE MATERIAL TO BE MACHINED

### NUMBER OF TEETH PER INCH AND PER APPLICATION INCH AND CM

| Wall thickness, mm**   | 3802 High Speed<br>3809 Sandflex® |          |          |         |     |         |     |         | Cutting<br>speed* |
|------------------------|-----------------------------------|----------|----------|---------|-----|---------|-----|---------|-------------------|
|                        | 10 mm                             | 10-40 mm | 40-80 mm | > 80 mm |     |         |     |         |                   |
| Easy-to-cut mild steel | 14                                | 4        | 10-6     | 4-2,5   | 6-4 | 2,5-1,5 | 4-2 | 1,5-0,8 | 25-35             |
| Easy-to-cut steel      | 14                                | 4        | 10-6     | 4-2,5   | 6-4 | 2,5-1,5 | 4-2 | 1,5-0,8 | 25-35             |
| Tool steel             |                                   |          |          |         |     |         |     |         |                   |
| Non-alloyed            | 14                                | 4        | 10-6     | 4-2,5   | 6-4 | 2,5-1,5 | 4-3 | 1,5-1,2 | 20-30             |
| Alloyed                | 14                                | 4        | 10-6     | 4-2,5   | 6-4 | 2,5-1,5 | 4-3 | 1,5-1,2 | 20-30             |
| Alloyed steel          | 14                                | 4        | 10-6     | 4-2,5   | 6-4 | 2,5-1,5 | 4-3 | 1,5-1,2 | 20-30             |
| High-speed steel       | 14                                | 4        | 10-6     | 4-2,5   | 6-4 | 2,5-1,5 | 4-3 | 1,5-1,2 | 15-25             |
| Stainless steel        | 14                                | 4        | 10-6     | 4-2,5   | 6-4 | 2,5-1,5 | 4-3 | 1,5-1,2 | 10-25             |
| Special alloys         |                                   |          |          |         |     |         |     |         |                   |
| (Ni and Ti)            | 14                                | 4        | 10-6     | 4-2,5   | 6-4 | 2,5-1,5 | 4-3 | 1,5-1,2 | 10-20             |
| Cast iron              | 14                                | 4        | 10-6     | 4-2,5   | 6-4 | 2,5-1,5 | 4-3 | 1,5-1,2 | 30-40             |
| Copper and bronze      | 14                                | 4        | 10-6     | 4-2,5   | 6-4 | 2,5-1,5 | 4-3 | 1,5-1,2 | 40-60             |
| Aluminium              | 14-10                             | 4-6      | 10-6     | 4-2,5   | 6-4 | 2,5-1,5 | 4-3 | 1,5-1,2 | 40-60             |

\* Average cutting speed in m/min = stroke rate in strokes/min x 2 x stroke in metres.

\*\* For tubes: wall thickness x 2.

# JIGSAWS

## WORLD CLASS JIGSAW BLADES FOR PROFESSIONALS

### Superb materials

Jigsaw blades are manufactured from carbon steel, high-speed steel or bi-metal. Bi-metal blades provide the toughness of high speed steel with the flexibility of spring steel. The result is a blade that maintains its sharpness longer and withstands immense strain.



### Progressive tooththing


Progressive tooththing is optimal when cutting thin materials. The teeth then become coarser and more effective the further out from the shank allowing thicker material to be processed. The design gives a blade that works extremely well in most work situations.



Orange with black text is a bi-metal/high-speed steel blade for steel and metal.



Black with orange text is a bi-metal/carbon steel blade for wood.



Orange with grey text is a bi-metal blade for wood and metal.



Light grey with black text is a tungsten carbide blade for abrasive materials.


Bahco has jigsaw blades for all saw brands with T-shanks. The colour coding makes it easy to quickly find the right main group.










## BANDSAW BLADES

### 3857 Easy-Cut

### MULTI PURPOSE AND CONTOUR CUTTING



- The Easy-Cut is a new generation of General Purpose Bandsaw Blade
- Specially design for cutting ferrous, non-ferrous materials, solids, pipes, profiles or bundles
- New and unique, innovative tooth design, which allows a much wider operating range than a conventional tooth type
- The same blade will cut a much wider range of materials and shapes
- Choose the blade according to your work piece size

|  | <br>731151 |  | <br>mm | <br>mm | <br>T/1" mm |  |
|---|---|--|---|---|--|---|
| 3857-13-0.6-EZ-S  | 8264765   | 1  | 13  | 0.6   | S  | EZ  |
| 3857-13-0.6-EZ-M  | 8264772   | 1  | 13  | 0.6   | M  | EZ  |
| 3857-13-0.6-EZ-L  | 8264789   | 1  | 13  | 0.6   | L  | EZ  |
| 3857-20-0.9-EZ-S  | 8264796   | 1  | 20  | 0.9   | S  | EZ  |
| 3857-20-0.9-EZ-M  | 8264802   | 1  | 20  | 0.9   | M  | EZ  |
| 3857-20-0.9-EZ-L  | 8264819   | 1  | 20  | 0.9   | L  | EZ  |
| 3857-27-0.9-EZ-S  | 8264826   | 1  | 27  | 0.9   | S  | EZ  |
| 3857-27-0.9-EZ-M  | 8264833   | 1  | 27  | 0.9   | M  | EZ  |
| 3857-27-0.9-EZ-L  | 8264840   | 1  | 27  | 0.9   | L  | EZ  |
| 3857-34-1.1-EZ-S  | 8264857   | 1  | 34  | 1.1   | S  | EZ  |
| 3857-34-1.1-EZ-M  | 8264864   | 1  | 34  | 1.1   | M  | EZ  |
| 3857-34-1.1-EZ-L  | 8264871   | 1  | 34  | 1.1   | L  | EZ  |










## 3851 Contour

## MULTI PURPOSE AND CONTOUR CUTTING



- For cutting various types of materials from aluminium to stainless steels
- Specially designed tooth shapes for maximum cutting performance
- M42 tooth tips provide heat and wear resistance for long blade life
- New stronger tooth design gives maximum cutting performance
- Wide range of tooth styles available to suit many different applications

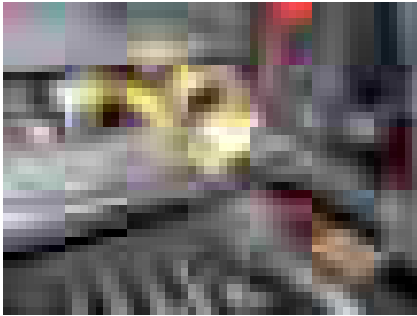
|  | <br>731151 |  | <br>mm | <br>mm | <br>T/P |  |
|---|---|---|---|---|--|---|
| 3851-6-0.6-H-6  | 8282707   | 1   | 6   | 0.6   | 6  | Hook  |
| 3851-6-0.6-10/14  | 8180652   | 1   | 6   | 0.6   | 10/14  | Combo   |
| 3851-6-0.9-H-6  | 8282714   | 1   | 6   | 0.9   | 6  | Hook  |
| 3851-6-0.9-10/14  | 8180768   | 1   | 6   | 0.9   | 10/14  | Combo   |
| 3851-10-0.6-H-4   | 8282776   | 1   | 10  | 0.6   | 4  | Hook  |
| 3851-10-0.6-H-6   | 8282806   | 1   | 10  | 0.6   | 6  | Hook  |
| 3851-10-0.6-10/14   | 8182717   | 1   | 10  | 0.6   | 10/14  | Combo   |
| 3851-10-0.9-H-4   | 8282851   | 1   | 10  | 0.9   | 4  | Hook  |
| 3851-10-0.9-H-6   | 8282868   | 1   | 10  | 0.9   | 6  | Hook  |
| 3851-10-0.9-10/14   | 8182823   | 1   | 10  | 0.9   | 10/14  | Combo   |
| 3851-13-0.5-10/14   | 8282813   | 1   | 13  | 0.5   | 10/14  | Combo   |
| 3851-13-0.5-14/18   | 8282790   | 1   | 13  | 0.5   | 14/18  | Combo   |
| 3851-13-0.5-R-24  | 8282820   | 1   | 13  | 0.5   | 24   | Regular   |
| 3851-13-0.6-5/8   | 8183233   | 1   | 13  | 0.6   | 5/8  | PR  |
| 3851-13-0.6-6/10  | 8183240   | 1   | 13  | 0.6   | 6/10   | Combo   |
| 3851-13-0.6-8/12  | 8185572   | 1   | 13  | 0.6   | 8/12   | Combo   |
| 3851-13-0.6-10/14   | 8183271   | 1   | 13  | 0.6   | 10/14  | Combo   |
| 3851-13-0.6-H-4   | 8282745   | 1   | 13  | 0.6   | 4  | Hook  |
| 3851-13-0.6-H-6   | 8282738   | 1   | 13  | 0.6   | 6  | Hook  |
| 3851-13-0.9-6/10  | 8183585   | 1   | 13  | 0.9   | 6/10   | Combo   |
| 3851-13-0.9-10/14   | 8183868   | 1   | 13  | 0.9   | 10/14  | Combo   |
| 3851-13-0.9-H-3   | 8282936   | 1   | 13  | 0.9   | 3  | Hook  |
| 3851-13-0.9-H-4   | 8282943   | 1   | 13  | 0.9   | 4  | Hook  |
| 3851-20-0.9-4/6   | 8183905   | 1   | 20  | 0.9   | 4/6  | PR  |
| 3851-20-0.9-5/8   | 8183929   | 1   | 20  | 0.9   | 5/8  | PR  |
| 3851-20-0.9-6/10  | 8183936   | 1   | 20  | 0.9   | 6/10   | Combo   |
| 3851-20-0.9-8/12  | 8282578   | 1   | 20  | 0.9   | 8/12   | Combo   |
| 3851-20-0.9-10/14   | 8282585   | 1   | 20  | 0.9   | 10/14  | Combo   |
| 3851-27-0.9-P-3   | 8157135   | 1   | 27  | 0.9   | 3  | PS  |
| 3851-27-0.9-P-4   | 8157661   | 1   | 27  | 0.9   | 4  | PS  |
| 3851-27-0.9-2/3   | 8126377   | 1   | 27  | 0.9   | 2/3  | PR  |
| 3851-27-0.9-3/4   | 8126384   | 1   | 27  | 0.9   | 3/4  | PR  |
| 3851-27-0.9-4/6   | 8126391   | 1   | 27  | 0.9   | 4/6  | PR  |
| 3851-27-0.9-5/8   | 8126407   | 1   | 27  | 0.9   | 5/8  | PR  |
| 3851-27-0.9-6/10  | 8126414   | 1   | 27  | 0.9   | 6/10   | Combo   |
| 3851-27-0.9-8/12  | 8160692   | 1   | 27  | 0.9   | 8/12   | Combo   |
| 3851-27-0.9-10/14   | 8165475   | 1   | 27  | 0.9   | 10/14  | Combo   |










# BANDSAW BLADES

## 3851 Sandflex® Cobra™

## BI-METAL PRODUCTION CUTTING




- Specially designed tooth shapes for maximum cutting performance
- New stronger tooth design gives maximum cutting performance
- Tooth styles are related to the different applications

|  | <br>731151 |  | <br>mm | <br>mm | <br>T/1" |  |
|---|---|---|---|---|---|---|
| 3851-34-1.1-P-2   | 8157715   | 1   | 34  | 1.1   | 2   | PS  |
| 3851-34-1.1-P-3   | 8157753   | 1   | 34  | 1.1   | 3   | PS  |
| 3851-34-1.1-2/3   | 8126476   | 1   | 34  | 1.1   | 2/3   | PR  |
| 3851-34-1.1-3/4   | 8126483   | 1   | 34  | 1.1   | 3/4   | PR  |
| 3851-34-1.1-4/6   | 8126490   | 1   | 34  | 1.1   | 4/6   | PR  |
| 3851-34-1.1-5/8   | 8126506   | 1   | 34  | 1.1   | 5/8   | PR  |
| 3851-34-1.1-6/10  | 8165505   | 1   | 34  | 1.1   | 6/10  | Combo   |
| 3851-41-1.3-P-2   | 8157876   | 1   | 41  | 1.3   | 2   | PS  |
| 3851-41-1.3-1.4/2   | 8211837   | 1   | 41  | 1.3   | 1.4/2   | PR  |
| 3851-41-1.3-2/3   | 8126568   | 1   | 41  | 1.3   | 2/3   | PR  |
| 3851-41-1.3-3/4   | 8126575   | 1   | 41  | 1.3   | 3/4   | PR  |
| 3851-41-1.3-4/6   | 8126582   | 1   | 41  | 1.3   | 4/6   | PR  |
| 3851-41-1.3-5/8   | 8262488   | 1   | 41  | 1.3   | 5/8   | PR  |
| 3851-54-1.3-2/3   | 8163716   | 1   | 54  | 1.3   | 2/3   | PR  |
| 3851-54-1.3-3/4   | 8163723   | 1   | 54  | 1.3   | 3/4   | PR  |
| 3851-54-1.3-4/6   | 8168025   | 1   | 54  | 1.3   | 4/6   | PR  |
| 3851-54-1.6-1/1.4   | 8188542   | 1   | 54  | 1.6   | 1/1.4   | PR  |
| 3851-54-1.6-1.4/2   | 8211431   | 1   | 54  | 1.6   | 1.4/2   | PR  |
| 3851-54-1.6-2/3   | 8126636   | 1   | 54  | 1.6   | 2/3   | PR  |
| 3851-54-1.6-3/4   | 8126643   | 1   | 54  | 1.6   | 3/4   | PR  |
| 3851-67-1.6-.7/1  | 8200909   | 1   | 67  | 1.6   | 0.7/1   | PR  |
| 3851-67-1.6-1/1.4   | 8178840   | 1   | 67  | 1.6   | 1/1.4   | PR  |
| 3851-80-1.6-.7/1  | 8255367   | 1   | 80  | 1.6   | .7/1  | PR  |
| 3851-80-1.6-1/1.4   | 8197377   | 1   | 80  | 1.6   | 1/1.4   | PR  |










## 3851-Sandflex® Cobra™ PSG




### BI-METAL PRODUCTION CUTTING

- For production cutting of medium to large sections of various materials, especially alloy and stainless steels
- Specially designed combination of sharp cutting edges for easy penetration
- HSS tooth edge withstands high temperatures
- Precise set for smooth finish
- Ground tooth for precise and consistent tooth height
- Fatigue resistant backing material and M42 tooth tips offer good performance and long life








|  | <br>731151 |  | <br>mm | <br>mm | <br>T/P" |  |
|---|---|---|---|---|---|---|
| 3851-27-0.9-PSG-2/3   | 8234379   | 1   | 27  | 0.9   | 2/3   | PSG   |
| 3851-27-0.9-PSG-3/4   | 8234386   | 1   | 27  | 0.9   | 3/4   | PSG   |
| 3851-27-0.9-PSG-4/6   | 8236618   | 1   | 27  | 0.9   | 4/6   | PSG   |
| 3851-34-1.1-PSG-2/3   | 8227173   | 1   | 34  | 1.1   | 2/3   | PSG   |
| 3851-34-1.1-PSG-3/4   | 8227180   | 1   | 34  | 1.1   | 3/4   | PSG   |
| 3851-34-1.1-PSG-4/6   | 8232368   | 1   | 34  | 1.1   | 4/6   | PSG   |
| 3851-41-1.3-PSG-1.4/2   | 8236625   | 1   | 41  | 1.3   | 1.4/2   | PSG   |
| 3851-41-1.3-PSG-2/3   | 8227197   | 1   | 41  | 1.3   | 2/3   | PSG   |
| 3851-41-1.3-PSG-3/4   | 8227203   | 1   | 41  | 1.3   | 3/4   | PSG   |
| 3851-41-1.3-PSG-4/6   | 8234577   | 1   | 54  | 1.3   | 4/6   | PSG   |
| 3851-54-1.6-PSG-1.4/2   | 8236632   | 1   | 54  | 1.6   | 1.4/2   | PSG   |
| 3851-54-1.6-PSG-2/3   | 8227210   | 1   | 54  | 1.6   | 2/3   | PSG   |
| 3851-54-1.6-PSG-3/4   | 8227227   | 1   | 54  | 1.6   | 3/4   | PSG   |

## 3854-Sandflex® King Cobra™ PHG



### BI-METAL PRODUCTION CUTTING

- For high productivity cutting of difficult-to-cut materials. Special design combination of sharp cutting edges for easy penetration in difficult to cut materials
- Harder teeth for longer wear
- Precise set for smooth surface finish
- Ground tooth gives precise and consistent tooth height for consistent chipload
- Fatigue resistant backing material and M42 tooth tips offer the best performance and long life in difficult to cut materials


|  | <br>731151 |  | <br>mm | <br>mm | <br>T/P" |  |
|---|---|---|---|---|---|---|
| 3854-27-0.9-PHG-3/4   | 8243036   | 1   | 27  | 0.9   | 3/4   | PHG   |
| 3854-27-0.9-PHG-4/6   | 8222673   | 1   | 27  | 0.9   | 4/6   | PHG   |
| 3854-34-1.1-PHG-2/3   | 8243043   | 1   | 34  | 1.1   | 2/3   | PHG   |
| 3854-34-1.1-PHG-3/4   | 8243050   | 1   | 34  | 1.1   | 3/4   | PHG   |
| 3854-34-1.1-PHG-4/6   | 8222598   | 1   | 34  | 1.1   | 4/6   | PHG   |
| 3854-41-1.3-PHG-1.4/2   | 8243067   | 1   | 41  | 1.3   | 1.4/2   | PHG   |
| 3854-41-1.3-PHG-2/3   | 8243074   | 1   | 41  | 1.3   | 2/3   | PHG   |
| 3854-41-1.3-PHG-3/4   | 8243081   | 1   | 41  | 1.3   | 3/4   | PHG   |
| 3854-54-1.6-PHG-.7/1  | 8243654   | 1   | 54  | 1.6   | .7/1  | PHG   |
| 3854-54-1.6-PHG-1.4/2   | 8243098   | 1   | 54  | 1.6   | 1.4/2   | PHG   |
| 3854-54-1.6-PHG-2/3   | 8243104   | 1   | 54  | 1.6   | 2/3   | PHG   |
| 3854-67-1.6-PHG-.7/1  | 8243678   | 1   | 67  | 1.6   | .7/1  | PHG   |
| 3854-67-1.6-PHG-1/1.4   | 8249045   | 1   | 67  | 1.6   | 1/1.4   | PHG   |
| 3854-67-1.6-PHG-1.4/2   | 8249052   | 1   | 67  | 1.6   | 1.4/2   | PHG   |





# BANDSAW BLADES

## 3854-Sandflex® King Cobra™ PQ




### BI-METAL PRODUCTION CUTTING

- PQ is a high precision milled bandsaw blade with extreme rake angle for difficult to cut materials
- 17 degree rake angle with patented floating set
- Multi chip performance
- PQ has fatigue resistant backing material and M42 tooth tips offer the best performance and long-life in difficult to cut materials

|                       | <br>731151 |   | <br>mm | <br>mm | <br>T/P |    |
|-----------------------|------------|---|--------|--------|---------|----|
| 3854-27-0.9-PQ-3/4    | 0137480    | 1 | 27     | 0.9    | 3/4     | PQ |
| 3854-34-1.1-PQ-2/3    | 8287276    | 1 | 34     | 1.1    | 2/3     | PQ |
| 3854-34-1.1-PQ-3/4    | 0135813    | 1 | 34     | 1.1    | 3/4     | PQ |
| 3854-41-1.3-PQ-1.4/2  | 0129355    | 1 | 41     | 1.3    | 1.4/2   | PQ |
| 3854-41-1.3-PQ-2/3    | 8280604    | 1 | 41     | 1.3    | 2/3     | PQ |
| 3854-41-1.3-PQ-3/4    | 8282950    | 1 | 41     | 1.3    | 3/4     | PQ |
| 3854-54-1.6-PQ-.9/1.2 | 0133857    | 1 | 54     | 1.6    | .9/1.2  | PQ |
| 3854-54-1.6-PQ-1.4/2  | 0127092    | 1 | 54     | 1.6    | 1.4/2   | PQ |
| 3854-54-1.6-PQ-2/3    | 8265137    | 1 | 54     | 1.6    | 2/3     | PQ |
| 3854-54-1.6-PQ-3/4    | 8282929    | 1 | 54     | 1.6    | 3/4     | PQ |
| 3854-67-1.6-PQ-.9/1.2 | 0133888    | 1 | 67     | 1.6    | .9/1.2  | PQ |
| 3854-67-1.6-PQ-1.4/2  | 0133901    | 1 | 67     | 1.6    | 1.4/2   | PQ |
| 3854-67-1.6-PQ-2/3    | 8290160    | 1 | 67     | 1.6    | 2/3     | PQ |
| 3854-80-1.6-PQ-.9/1.2 | 0133895    | 1 | 80     | 1.6    | .9/1.2  | PQ |

## 3868 Carbide Triple Set® TSX




### CARBIDE PRODUCTION CUTTING

- For production cutting of small to large and difficult abrasive materials
- Triple set tooth design with good kerf clearance which will eliminate tooth loss
- Selected carbide tip for wear resistance and durability
- Strong set pattern for good swarf clearance and longer tool life
- Standard widths and thicknesses which fit all types of bandsaw machine without modification

|                        | <br>731151 |   | <br>mm | <br>mm | <br>T/P |     |
|------------------------|------------|---|--------|--------|---------|-----|
| 3868-34-1.1-TSX-2      | 8203016    | 1 | 34     | 1.1    | 2       | TSX |
| 3868-34-1.1-TSX-2/3    | 8255343    | 1 | 34     | 1.1    | 2/3     | TSX |
| 3868-34-1.1-TSX-3/4    | 8232375    | 1 | 34     | 1.1    | 3/4     | TSX |
| 3868-41-1.3-TSX-1.4/2  | 8214210    | 1 | 41     | 1.3    | 1.4/2   | TSX |
| 3868-41-1.3-TSX-1.6    | 8203092    | 1 | 41     | 1.3    | 1.6     | TSX |
| 3868-41-1.3-TSX-2      | 8203085    | 1 | 41     | 1.3    | 2       | TSX |
| 3868-41-1.3-TSX-2/3    | 8232382    | 1 | 41     | 1.3    | 2/3     | TSX |
| 3868-41-1.3-TSX-3/4    | 8232399    | 1 | 41     | 1.3    | 3/4     | TSX |
| 3868-54-1.3-TSX-1.4/2  | 8214876    | 1 | 54     | 1.3    | 1.4/2   | TSX |
| 3868-54-1.6-TSX-1/1.25 | 8213114    | 1 | 54     | 1.6    | 1/1.25  | TSX |
| 3868-54-1.6-TSX-1.4/2  | 8214869    | 1 | 54     | 1.6    | 1.4/2   | TSX |
| 3868-54-1.6-TSX-1.6    | 8203108    | 1 | 54     | 1.6    | 1.6     | TSX |
| 3868-54-1.6-TSX-2      | 8207359    | 1 | 54     | 1.6    | 2       | TSX |
| 3868-54-1.6-TSX-2/3    | 8232405    | 1 | 54     | 1.6    | 2/3     | TSX |
| 3868-54-1.6-TSX-3/4    | 8270360    | 1 | 54     | 1.6    | 3/4     | TSX |
| 3868-67-1.6-TSX-.7/1   | 8212865    | 1 | 67     | 1.6    | .7/1    | TSX |
| 3868-67-1.6-TSX-1/1.25 | 8213084    | 1 | 67     | 1.6    | 1/1.25  | TSX |
| 3868-67-1.6-TSX-1.4/2  | 8265496    | 1 | 67     | 1.6    | 1.4/2   | TSX |
| 3868-80-1.6-TSX-.7/1   | 8212872    | 1 | 80     | 1.6    | .7/1    | TSX |










## 3868 Carbide Triple Set® TSS




### CARBIDE PRODUCTION CUTTING

- For production cutting of small to large and difficult abrasive materials
- Triple set tooth design with good kerf clearance which will eliminate tooth loss
- Selected carbide tip for wear, resistant and durability
- Strong set pattern for good swarf clearance and longer tool life
- Standard widths and thicknesses which fit all types of bandsaw machine without modification
- For high efficiency cutting of abrasive materials when vibration is a problem
- TSS is a pre "run in" blade using a patented method eliminating vibration in the first cut
- Suitable for stainless steel applications
- Extremely low noise level








|  | <br>731151 |  | <br>mm | <br>mm | <br>T/P" |  |
|---|--|---|---|---|---|---|
| 3868-41-1.3-TSS-1.4/2   | 8243142  | 1   | 41  | 1.3   | 1.4/2   | TSS   |
| 3868-41-1.3-TSS-2/3   | 8270643  | 1   | 41  | 1.3   | 2/3   | TSS   |
| 3868-54-1.6-TSS-1/1.25  | 8243173  | 1   | 54  | 1.6   | 1/1.25  | TSS   |
| 3868-54-1.6-TSS-1.4/2   | 8243166  | 1   | 54  | 1.6   | 1.4/2   | TSS   |

## 3881 Carbide Multi Set THQ



### CARBIDE PRODUCTION CUTTING


- A new Multi Chip design Carbide bandsaw blade for small to medium work pieces in difficult to cut materials
- THQ is specifically for titanium and nickel alloys
- Multi Chip design with 6 tooth pattern and 2 set levels
- High low toothing
- Wide set as standard

|  | <br>731151 |  | <br>mm | <br>mm | <br>T/P" |  |
|---|--|---|---|---|---|---|
| 3881-34-1.1-THQ-2/3   | 8265793  | 1   | 34  | 1.1   | 2/3   | THQ   |
| 3881-41-1.3-THQ-1.4/2   | 0129447  | 1   | 41  | 1.3   | 1.4/2   | THQ   |
| 3881-41-1.3-THQ-2/3   | 0129454  | 1   | 41  | 1.3   | 2/3   | THQ   |
| 3881-54-1.6-THQ-1.4/2   | 0128860  | 1   | 54  | 1.6   | 1.4/2   | THQ   |
| 3881-54-1.6-THQ-2/3   | 0138739  | 1   | 54  | 1.6   | 2/3   | THQ   |
| 3881-67-1.6-THQ-1.4/2   | 0120369  | 1   | 67  | 1.6   | 1.4/2   | THQ   |
| 3881-80-1.6-THQ-1/1.25  | 0133918  | 1   | 80  | 1.6   | 1/1.25  | THQ   |










# BANDSAW BLADES

## 3881 Carbide Multi Set THS



### CARBIDE PRODUCTION CUTTING

- A new Multi chip design Carbide bandsaw blade for small to medium work pieces in difficult to cut materials
- THS is primarily for stainless steel
- Multi chip design with 6 tooth pattern and 2 set levels
- High low toothing
- Wide set as standard on “run in” on THS








|  | <br>731151 |  | <br>mm | <br>mm | <br>T/P |  |
|---|---|--|---|---|--|---|
| 3881-41-1.3-THS-1.4/2   | 8273712   | 1  | 41  | 1.3   | 1.4/2  | THS   |
| 3881-54-1.6-THS-1/1.25  | 8269050   | 1  | 54  | 1.6   | 1/1.25   | THS   |
| 3881-67-1.6-THS-1/1.25  | 8269043   | 1  | 67  | 1.6   | 1/1.25   | THS   |
| 3881-67-1.6-THS-1.4/2   | 0138791   | 1  | 67  | 1.6   | 1.4/2  | THS   |
| 3881-80-1.6-THS-.7/1  | 8279202   | 1  | 80  | 1.6   | .7/1   | THS   |

## 3860 Unset Carbide TMC




### CARBIDE PRODUCTION CUTTING

- The intended application areas for the 3860 unset Carbide are:
- Large solids of Inconel with severe scale and internal restraint
- Various grades of titanium in solid form
- Plate sawing of titanium blocks
- Large solids of stainless steel and aluminium

|  | <br>731151 |  | <br>mm | <br>mm | <br>T/P |  |
|---|---|--|---|---|--|---|
| 3860-41-1.3-TMC-1.4/2   | 0129379   | 1  | 41  | 1.3   | 1.4/2  | TMC   |
| 3860-54-1.6-TMC-1/1.25  | 0154340   | 1  | 54  | 1.6   | 1/1.25   | TMC   |
| 3860-54-1.6-TMC-1.4/2-W   | 0139613   | 1  | 54  | 1.6   | 1.4/2  | TMC-W   |
| 3860-54-1.6-TMC-1.4/2   | 0137978   | 1  | 54  | 1.6   | 1.4/2  | TMC   |
| 3860-54-1.6-TMC-2/3   | 0189366   | 1  | 54  | 1.6   | 2/3  | TMC   |
| 3860-67-1.6-TMC-1/1.25  | 0154364   | 1  | 67  | 1.6   | 1/1.25   | TMC   |
| 3860-67-1.6-TMC-1.4/2   | 0137985   | 1  | 67  | 1.6   | 1.4/2  | TMC   |
| 3860-67-1.6-TMC-1.4/2-W   | 0139620   | 1  | 67  | 1.6   | 1.4/2  | TMC-W   |
| 3860-67-1.6-TMC-2/3   | 0189359   | 1  | 67  | 1.6   | 2/3  | TMC   |
| 3860-80-1.6-TMC-.7/1  | 0154371   | 1  | 80  | 1.6   | 0.7/1  | TMC   |
| 3860-80-1.6-TMC-1/1.25  | 0182336   | 1  | 80  | 1.6   | 1/1.25   | TMC   |
| 3860-80-1.6-TMC-1.4/2   | 0182992   | 1  | 80  | 1.6   | 1.4/2  | TMC   |










## 3853 Sandflex® Top Fabricator



### CUTTING OF TUBES AND PROFILES

- For cutting of structural steel, tubes and profiles
- M42 HSS tooth material for long tool life
- Special PF tooth shape
- Particularly well suited for mitre (angle) cutting
- 5/8 TPI available for thin walled and single work pieces, as well as bundles








|  | <br>731151 |  | <br>mm | <br>mm | <br>TPI |  |
|---|---|---|---|---|--|---|
| 3853-27-0.9-3/4   | 8285395   | 1   | 27  | 0.9   | 3/4  | PF  |
| 3853-27-0.9-4/6   | 8183998   | 1   | 27  | 0.9   | 4/6  | PF  |
| 3853-27-0.9-5/8   | 8202118   | 1   | 27  | 0.9   | 5/8  | PF  |
| 3853-34-1.1-2/3   | 8282875   | 1   | 34  | 1.1   | 2/3  | PF  |
| 3853-34-1.1-3/4   | 8184094   | 1   | 34  | 1.1   | 3/4  | PF  |
| 3853-34-1.1-4/6   | 8184087   | 1   | 34  | 1.1   | 4/6  | PF  |
| 3853-34-1.1-5/8   | 8202149   | 1   | 34  | 1.1   | 5/8  | PF  |
| 3853-41-1.3-2/3   | 8282882   | 1   | 41  | 1.3   | 2/3  | PF  |
| 3853-41-1.3-3/4   | 8185770   | 1   | 41  | 1.3   | 3/4  | PF  |
| 3853-41-1.3-4/6   | 8184100   | 1   | 41  | 1.3   | 4/6  | PF  |
| 3853-41-1.3-5/8   | 8202286   | 1   | 41  | 1.3   | 5/8  | PF  |
| 3853-54-1.6-2/3   | 8282899   | 1   | 54  | 1.6   | 2/3  | PF  |
| 3853-54-1.6-3/4   | 8216757   | 1   | 54  | 1.6   | 3/4  | PF  |
| 3853-54-1.6-4/6   | 8222055   | 1   | 54  | 1.6   | 4/6  | PF  |
| 3853-67-1.6-2/3   | 8282905   | 1   | 67  | 1.6   | 2/3  | PF  |
| 3853-67-1.6-3/4   | 8282912   | 1   | 67  | 1.6   | 3/4  | PF  |

## 3851 Sandflex® Cobra™ Foundry



### FOUNDRY CUTTING

- For cutting non-ferrous and abrasive materials
- Specially designed tooth shapes for maximum cutting performance
- New stronger tooth design gives maximum cutting performance
- Special tooth design for foundry use


|  | <br>731151 |  | <br>mm | <br>mm | <br>TPI |  |
|---|---|---|---|---|--|---|
| 3851-13-0.6-HA-4  | 8282752   | 1   | 13  | 0.6   | 4  | HA  |
| 3851-13-0.6-HA-6  | 8282561   | 1   | 13  | 0.6   | 6  | HA  |
| 3851-13-0.9-HA-4  | 8281052   | 1   | 13  | 0.9   | 4  | HA  |
| 3851-20-0.9-HA-3  | 8282646   | 1   | 20  | 0.9   | 3  | HA  |
| 3851-27-0.9-HA-2  | 8282677   | 1   | 27  | 0.9   | 2  | HA  |
| 3851-27-0.9-HA-3  | 8282684   | 1   | 27  | 0.9   | 3  | HA  |










## BANDSAW BLADES

### 3869 Carbide Triple Set®

### FOUNDRY CUTTING



- Foundry bandsaw blade for non-ferrous and abrasive materials
- Carbide tipped teeth with triple set configuration
- Fast cutting
- Easy feeding
- Straight and radius cutting
- Special design for foundry use
- For use on smaller machines for difficult to cut materials


|  | <br>731151 |  | <br>mm | <br>mm | <br>T/1" |  |
|---|---|--|---|---|---|---|
| 3869-13-0.9-TS-3  | 8200589   | 1  | 13  | 0.9   | 3   | TS  |
| 3869-20-0.9-TS-3  | 8177300   | 1  | 20  | 0.9   | 3   | TS  |
| 3869-20-0.9-TS-4  | 8197742   | 1  | 20  | 0.9   | 4   | TS  |
| 3869-27-0.9-TS-3  | 8177348   | 1  | 27  | 0.9   | 3   | TS  |
| 3869-27-0.9-TS-4  | 8182595   | 1  | 27  | 0.9   | 4   | TS  |
| 3869-29-1,1-TS-2  | 8207366   | 1  | 29  | 1.1   | 2   | TS  |
| 3869-34-1.1-TS-3  | 8177355   | 1  | 34  | 1.1   | 3   | TS  |







## BANDSAW SAWING AIDS

### 3870

### BRUSH




- Chip brushes are used to clean the gullet of the bandsaw blade and are vital for optimal performance of the blade
- Manufactured from strong nylon that won't damage the blade
- Code gives the outer & bore diameter in mm

|  | <br>731151 |  | <br>g |
|---|---|---|--|
| 3870-BRUSH-60-6   | 8279523   | 4   | 50   |
| 3870-BRUSH-80-6   | 8269906   | 4   | 50   |
| 3870-BRUSH-80-8   | 8269890   | 4   | 50   |
| 3870-BRUSH-80-10  | 8278311   | 4   | 50   |
| 3870-BRUSH-100-10   | 8269876   | 4   | 130  |
| 3870-BRUSH-100-12   | 8269883   | 4   | 130  |



3870

## TACHOMETER



- Tachometer instantly presents the actual band speed on an LED display
- Measures in m/min & ft/min

|   |   |   |  |
|---|---|---|--|
|  | <br>731151 |  | <br>g |
| 3870-TACHO METER  | 8145620   | 1   | 400  |

3870

## TENSIONMETER



- The correct tension is critical to provide straight cuts & long blade life, thereby reducing the cost per cut
- Designed for quick, easy, accurate measurement of the blade tension by the user

|  |  |  |   |
|--|--|--|---|
|  | <br>731151 |  | <br>g |
| 3870-TENSION METER   | 8145637  | 1  | 680   |

3870

## REFRACTOMETER



- Proper coolant concentration is as important as band speed or feed
- Put a drop of coolant on the lens & check the scale
- Always refer to the coolant manufacturers specification to confirm the ratio of coolant

|   |   |   |  |
|---|---|---|--|
|  | <br>731151 |  | <br>g |
| 3870-REFRACTOMETER  | 8192129   | 1   | 260  |

3870

## BANDCALC™



- BandCalc™ is an interactive software program available on CD
- Determines quickly the best bandsaw blade for a specific application based on the user requirements - material to be cut, machine, work piece etc

|   |   |   |  |
|---|---|---|--|
|  | <br>731151 |  | <br>g |
| 3870-BANDCALC   | 8238926   | 1   | 45   |



# POWER HACKSAW BLADES

3809

## SANDFLEX® BI-METAL


- Suitable for use on any material
- Sandflex® is a virtually unbreakable bi-metal hacksaw blade
- Shatterproof blade that can withstand high feed pressures yet giving accurate, fast cutting rates
- Sandflex® blades are safer to use in all circumstances, especially on old machines or with unskilled operators

|                     | <br>731151 |    | <br>T/'' | L x W x T<br>mm |     |
|---------------------|------------|----|----------|-----------------|-----|
| 3809-300-25-1.25-10 | 8113711    | 10 | 10       | 300x25x1.25     | 73  |
| 3809-300-25-1.25-14 | 8113728    | 10 | 14       | 300x25x1.25     | 73  |
| 3809-300-32-1.60-6  | 8113742    | 10 | 6        | 300x32x1.60     | 120 |
| 3809-300-32-1.60-10 | 8113735    | 10 | 10       | 300x32x1.60     | 120 |
| 3809-350-25-1.25-6  | 8113773    | 10 | 6        | 350x25x1.25     | 88  |
| 3809-350-25-1.25-10 | 8113759    | 10 | 10       | 350x25x1.25     | 88  |
| 3809-350-25-1.25-14 | 8113766    | 10 | 14       | 350x25x1.25     | 88  |
| 3809-350-32-1.60-4  | 8113803    | 10 | 4        | 350x32x1.60     | 145 |
| 3809-350-32-1.60-6  | 8113810    | 10 | 6        | 350x32x1.60     | 145 |
| 3809-350-32-1.60-8  | 8113827    | 10 | 8        | 350x32x1.60     | 145 |
| 3809-350-32-1.60-10 | 8113780    | 10 | 10       | 350x32x1.60     | 145 |
| 3809-350-32-1.60-14 | 8113797    | 10 | 14       | 350x32x1.60     | 145 |
| 3809-350-32-2.00-4  | 8113841    | 10 | 4        | 350x32x2.00     | 159 |
| 3809-350-32-2.00-6  | 8113858    | 10 | 6        | 350x32x2.00     | 159 |
| 3809-350-32-2.00-10 | 8113834    | 10 | 10       | 350x32x2.00     | 159 |
| 3809-350-38-2.00-6  | 8113889    | 10 | 6        | 350x38x2.00     | 204 |
| 3809-350-38-2.00-10 | 8113865    | 10 | 10       | 350x38x2.00     | 204 |
| 3809-400-25-1.25-10 | 8178666    | 10 | 10       | 400x25x1.25     | 108 |
| 3809-400-32-1.60-4  | 8113919    | 10 | 4        | 400x32x1.60     | 160 |
| 3809-400-32-1.60-6  | 8113933    | 10 | 6        | 400x32x1.60     | 160 |
| 3809-400-32-1.60-8  | 8113940    | 10 | 8        | 400x32x1.60     | 160 |
| 3809-400-32-1.60-10 | 8113896    | 10 | 10       | 400x32x1.60     | 160 |
| 3809-400-32-1.60-14 | 8113902    | 10 | 14       | 400x32x1.60     | 160 |
| 3809-400-32-2.00-4  | 8113964    | 10 | 4        | 400x32x2.00     | 184 |
| 3809-400-32-2.00-6  | 8113971    | 10 | 6        | 400x32x2.00     | 184 |
| 3809-400-32-2.00-8  | 8114152    | 10 | 8        | 400x32x2.00     | 184 |
| 3809-400-32-2.00-10 | 8113957    | 10 | 10       | 400x32x2.00     | 184 |
| 3809-400-38-2.00-4  | 8113995    | 10 | 4        | 400x38x2.00     | 219 |
| 3809-400-38-2.00-6  | 8114008    | 10 | 6        | 400x38x2.00     | 219 |
| 3809-400-38-2.00-10 | 8113988    | 10 | 10       | 400x38x2.00     | 219 |
| 3809-425-32-1.60-6  | 8197759    | 10 | 6        | 425x32x1.60     | 170 |
| 3809-425-32-1.60-10 | 8114015    | 10 | 10       | 425x32x1.60     | 170 |
| 3809-450-32-1.60-4  | 8114046    | 10 | 4        | 450x32x1.60     | 177 |
| 3809-450-32-1.60-6  | 8114053    | 10 | 6        | 450x32x1.60     | 177 |
| 3809-450-32-1.60-10 | 8114022    | 10 | 10       | 450x32x1.60     | 177 |
| 3809-450-32-1.60-14 | 8114039    | 10 | 14       | 450x32x1.60     | 177 |
| 3809-450-32-2.00-4  | 8114077    | 10 | 4        | 450x32x2.00     | 209 |
| 3809-450-32-2.00-6  | 8114084    | 10 | 6        | 450x32x2.00     | 209 |
| 3809-450-32-2.00-10 | 8114060    | 10 | 10       | 450x32x2.00     | 209 |
| 3809-450-38-2.00-4  | 8114114    | 10 | 4        | 450x38x2.00     | 249 |
| 3809-450-38-2.00-6  | 8114138    | 10 | 6        | 450x38x2.00     | 249 |
| 3809-450-38-2.00-8  | 8114176    | 10 | 8        | 450x38x2.00     | 249 |
| 3809-450-38-2.00-10 | 8114091    | 10 | 10       | 450x38x2.00     | 249 |
| 3809-450-45-2.25-4  | 8114206    | 10 | 4        | 450x45x2.25     | 358 |
| 3809-450-45-2.25-6  | 8114213    | 10 | 6        | 450x45x2.25     | 358 |
| 3809-475-45-2.25-6  | 8114237    | 10 | 6        | 475x45x2.25     | 378 |
| 3809-500-38-2.00-4  | 8114251    | 10 | 4        | 500x38x2.00     | 304 |
| 3809-500-38-2.00-6  | 8114268    | 10 | 6        | 500x38x2.00     | 304 |
| 3809-500-38-2.00-10 | 8114244    | 10 | 10       | 500x38x2.00     | 304 |
| 3809-500-45-2.25-4  | 8114275    | 10 | 4        | 500x45x2.25     | 398 |
| 3809-500-45-2.25-6  | 8114299    | 10 | 6        | 500x45x2.25     | 398 |
| 3809-500-50-2.50-4  | 8114312    | 10 | 4        | 500x50x2.50     | 513 |
| 3809-500-50-2.50-6  | 8114336    | 10 | 6        | 500x50x2.50     | 513 |
| 3809-500-50-2.50-8  | 8114350    | 10 | 8        | 500x50x2.50     | 513 |
| 3809-525-38-2.00-6  | 8114374    | 10 | 6        | 525x38x2.00     | 314 |
| 3809-525-38-2.00-10 | 8114367    | 10 | 10       | 525x38x2.00     | 314 |
| 3809-525-45-2.25-4  | 8114381    | 10 | 4        | 525x45x2.25     | 423 |
| 3809-525-45-2.25-6  | 8114398    | 10 | 6        | 525x45x2.25     | 423 |
| 3809-550-45-2.25-4  | 8114411    | 10 | 4        | 550x45x2.25     | 433 |
| 3809-550-45-2.25-6  | 8114428    | 10 | 6        | 550x45x2.25     | 433 |
| 3809-550-50-2.50-4  | 8114435    | 10 | 4        | 550x50x2.50     | 553 |
| 3809-550-50-2.50-6  | 8114459    | 10 | 6        | 550x50x2.50     | 553 |
| 3809-575-45-2.25-4  | 8114473    | 10 | 4        | 575x45x2.25     | 453 |
| 3809-575-50-2.50-3  | 8114602    | 10 | 3        | 575x50x2.50     | 568 |
| 3809-575-50-2.50-4  | 8114510    | 10 | 4        | 575x50x2.50     | 568 |
| 3809-575-50-2.50-6  | 8114534    | 10 | 6        | 575x50x2.50     | 568 |
| 3809-600-38-2.00-6  | 8227579    | 10 | 6        | 600x38x2.00     | 356 |
| 3809-600-45-2.25-4  | 8172275    | 10 | 4        | 600x45x2.25     | 478 |
| 3809-600-45-2.25-6  | 8114558    | 10 | 6        | 600x45x2.25     | 478 |
| 3809-600-50-2.50-3  | 8114565    | 10 | 3        | 600x50x2.50     | 588 |
| 3809-600-50-2.50-4  | 8114572    | 10 | 4        | 600x50x2.50     | 588 |
| 3809-600-50-2.50-6  | 8114596    | 10 | 6        | 600x50x2.50     | 588 |
| 3809-650-50-2.50-4  | 8114657    | 5  | 4        | 650x50x2.50     | 634 |
| 3809-650-50-2.50-6  | 8114671    | 5  | 6        | 650x50x2.50     | 634 |
| 3809-700-50-2.50-4  | 8114701    | 5  | 4        | 700x50x2.50     | 679 |
| 3809-700-50-2.50-6  | 8114725    | 5  | 6        | 700x50x2.50     | 679 |
| 3809-750-50-2.50-4  | 8114749    | 5  | 4        | 750x50x2.50     | 690 |
| 3809-750-50-2.50-6  | 8234409    | 5  | 6        | 750x50x2.50     | 690 |








## 3809 KA

## SANDFLEX® BI-METAL FOR KASTO MACHINES



- Designed with holes for KASTO machines
- Suitable for use on any material
- Sandflex® is a virtually unbreakable bi-metal hacksaw blade
- Shatterproof blade that can withstand high feed pressures yet giving accurate, fast cutting rates
- Sandflex® blades are safer to use in all circumstances, especially on old machines or with unskilled operators

|  | <br>731151 |  | <br>T/P | L x W x T<br>mm | <br>g |
|---|--|---|--|-----------------|--|
| 3809-400-32-2.00-6-KA   | 8158248  | 10  | 6  | 400x32x2.00     | 184  |
| 3809-450-38-2.00-4-KA   | 8114121  | 10  | 4  | 450x38x2.00     | 249  |
| 3809-450-38-2.00-6-KA   | 8114145  | 10  | 6  | 450x38x2.00     | 249  |
| 3809-450-38-2.00-10-KA  | 8114107  | 10  | 10   | 450x38x2.00     | 249  |
| 3809-500-45-2.25-6-KA   | 8114305  | 10  | 6  | 500x45x2.25     | 398  |
| 3809-500-50-2.50-4-KA   | 8114329  | 10  | 4  | 500x50x2.50     | 513  |
| 3809-500-50-2.50-6-KA   | 8114343  | 10  | 6  | 500x50x2.50     | 513  |
| 3809-550-50-2.50-4-KA   | 8114442  | 10  | 4  | 550x50x2.50     | 553  |
| 3809-550-50-2.50-6-KA   | 8114466  | 10  | 6  | 550x50x2.50     | 553  |
| 3809-575-50-2.50-3-KA   | 8114503  | 10  | 3  | 575x50x2.50     | 568  |
| 3809-575-50-2.50-4-KA   | 8114527  | 10  | 4  | 575x50x2.50     | 568  |
| 3809-575-50-2.50-6-KA   | 8114541  | 10  | 6  | 575x50x2.50     | 568  |
| 3809-575-50-2.50-10-KA  | 8114497  | 10  | 10   | 575x50x2.50     | 568  |
| 3809-600-50-2.50-4-KA   | 8114589  | 10  | 4  | 600x50x2.50     | 588  |
| 3809-600-50-2.50-6-KA   | 8114626  | 10  | 6  | 600x50x2.50     | 588  |
| 3809-650-50-2.50-3-KA   | 8114640  | 5   | 3  | 650x50x2.50     | 634  |
| 3809-650-50-2.50-4-KA   | 8114664  | 5   | 4  | 650x50x2.50     | 634  |
| 3809-650-50-2.50-6-KA   | 8114688  | 5   | 6  | 650x50x2.50     | 634  |
| 3809-700-50-2.50-3-KA   | 8114695  | 5   | 3  | 700x50x2.50     | 679  |
| 3809-700-50-2.50-4-KA   | 8114718  | 5   | 4  | 700x50x2.50     | 679  |
| 3809-700-50-2.50-6-KA   | 8114732  | 5   | 6  | 700x50x2.50     | 679  |






# POWER HACKSAW BLADES

3802

HIGH SPEED



- Designed for cutting almost any material
- High speed steel hacksaw blade
- Suitable for use on modern machines with skilled operators and a high degree of control

|                     | <br>731151 |    | <br>T <sub>1</sub> /mm | L x W x T<br>mm |      |
|---------------------|------------|----|------------------------|-----------------|------|
| 3802-300-25-1.25-6  | 8143299    | 10 | 6                      | 300x25x1.25     | 73   |
| 3802-300-25-1.25-10 | 8111229    | 10 | 10                     | 300x25x1.25     | 73   |
| 3802-300-25-1.25-14 | 8111236    | 10 | 14                     | 300x25x1.25     | 73   |
| 3802-300-32-1.60-6  | 8111298    | 10 | 6                      | 300x32x1.60     | 120  |
| 3802-300-32-1.60-10 | 8111274    | 10 | 10                     | 300x32x1.60     | 120  |
| 3802-350-25-1.25-6  | 8111359    | 10 | 6                      | 350x25x1.25     | 88   |
| 3802-350-25-1.25-10 | 8111335    | 10 | 10                     | 350x25x1.25     | 88   |
| 3802-350-25-1.25-14 | 8111342    | 10 | 14                     | 350x25x1.25     | 88   |
| 3802-350-32-1.60-4  | 8111410    | 10 | 4                      | 350x32x1.60     | 145  |
| 3802-350-32-1.60-6  | 8111427    | 10 | 6                      | 350x32x1.60     | 145  |
| 3802-350-32-1.60-8  | 8140908    | 10 | 8                      | 350x32x1.60     | 145  |
| 3802-350-32-1.60-10 | 8111397    | 10 | 10                     | 350x32x1.60     | 145  |
| 3802-350-32-1.60-14 | 8111403    | 10 | 14                     | 350x32x1.60     | 145  |
| 3802-400-25-1.25-6  | 8111519    | 10 | 6                      | 400x25x1.25     | 98   |
| 3802-400-25-1.25-10 | 8111496    | 10 | 10                     | 400x25x1.25     | 98   |
| 3802-400-25-1.25-14 | 8111502    | 10 | 14                     | 400x25x1.25     | 98   |
| 3802-400-32-1.60-4  | 8111571    | 10 | 4                      | 400x32x1.60     | 160  |
| 3802-400-32-1.60-6  | 8111588    | 10 | 6                      | 400x32x1.60     | 160  |
| 3802-400-32-1.60-8  | 8111595    | 10 | 8                      | 400x32x1.60     | 160  |
| 3802-400-32-1.60-10 | 8111557    | 10 | 10                     | 400x32x1.60     | 160  |
| 3802-400-32-1.60-14 | 8111564    | 10 | 14                     | 400x32x1.60     | 160  |
| 3802-400-38-2.00-4  | 8111656    | 10 | 4                      | 400x38x2.00     | 219  |
| 3802-400-38-2.00-6  | 8111663    | 10 | 6                      | 400x38x2.00     | 219  |
| 3802-400-38-2.00-10 | 8111649    | 10 | 10                     | 400x38x2.00     | 219  |
| 3802-425-32-1.60-6  | 8111700    | 10 | 6                      | 425x32x1.60     | 170  |
| 3802-425-32-1.60-10 | 8111694    | 10 | 10                     | 425x32x1.60     | 170  |
| 3802-450-32-1.60-4  | 8111755    | 10 | 4                      | 450x32x1.60     | 177  |
| 3802-450-32-1.60-6  | 8111762    | 10 | 6                      | 450x32x1.60     | 177  |
| 3802-450-32-1.60-10 | 8111731    | 10 | 10                     | 450x32x1.60     | 177  |
| 3802-450-32-1.60-14 | 8111748    | 10 | 14                     | 450x32x1.60     | 177  |
| 3802-450-38-2.00-4  | 8111830    | 10 | 4                      | 450x38x2.00     | 249  |
| 3802-450-38-2.00-6  | 8111854    | 10 | 6                      | 450x38x2.00     | 249  |
| 3802-450-38-2.00-8  | 8111878    | 10 | 8                      | 450x38x2.00     | 249  |
| 3802-450-38-2.00-10 | 8111816    | 10 | 10                     | 450x38x2.00     | 249  |
| 3802-475-38-2.00-8  | 8113117    | 10 | 8                      | 475x38x2.00     | 279  |
| 3802-500-38-2.00-4  | 8111960    | 10 | 4                      | 500x38x2.00     | 304  |
| 3802-500-38-2.00-6  | 8111977    | 10 | 6                      | 500x38x2.00     | 304  |
| 3802-500-38-2.00-8  | 8113070    | 10 | 8                      | 500x38x2.00     | 304  |
| 3802-500-38-2.00-10 | 8111953    | 10 | 10                     | 500x38x2.00     | 304  |
| 3802-500-50-2.50-4  | 8112028    | 10 | 4                      | 500x50x2.50     | 513  |
| 3802-500-50-2.50-6  | 8112042    | 10 | 6                      | 500x50x2.50     | 513  |
| 3802-525-38-2.00-6  | 8112097    | 10 | 6                      | 525x38x2.00     | 314  |
| 3802-525-38-2.00-8  | 8112103    | 10 | 8                      | 525x38x2.00     | 314  |
| 3802-525-38-2.00-10 | 8112073    | 10 | 10                     | 525x38x2.00     | 314  |
| 3802-550-38-2.00-6  | 8112158    | 10 | 6                      | 550x38x2.00     | 329  |
| 3802-550-50-2.50-4  | 8112202    | 10 | 4                      | 550x50x2.50     | 553  |
| 3802-550-50-2.50-6  | 8112226    | 10 | 6                      | 550x50x2.50     | 553  |
| 3802-550-50-2.50-8  | 8112240    | 10 | 8                      | 550x50x2.50     | 553  |
| 3802-550-50-2.50-10 | 8112196    | 10 | 10                     | 550x50x2.50     | 553  |
| 3802-575-50-2.50-4  | 8112318    | 10 | 4                      | 575x50x2.50     | 568  |
| 3802-575-50-2.50-6  | 8112332    | 10 | 6                      | 575x50x2.50     | 568  |
| 3802-600-50-2.50-4  | 8112417    | 10 | 4                      | 600x50x2.50     | 588  |
| 3802-600-50-2.50-6  | 8112431    | 10 | 6                      | 600x50x2.50     | 588  |
| 3802-600-50-2.50-8  | 8112455    | 10 | 8                      | 600x50x2.50     | 588  |
| 3802-650-50-2.50-4  | 8112509    | 5  | 4                      | 650x50x2.50     | 634  |
| 3802-650-50-2.50-6  | 8112530    | 5  | 6                      | 650x50x2.50     | 634  |
| 3802-700-50-2.50-3  | 8112585    | 5  | 3                      | 700x50x2.50     | 679  |
| 3802-700-50-2.50-4  | 8112608    | 5  | 4                      | 700x50x2.50     | 679  |
| 3802-700-50-2.50-6  | 8112622    | 5  | 6                      | 700x50x2.50     | 679  |
| 3802-700-63-3.00-4  | 8112646    | 5  | 4                      | 700x63x3.00     | 960  |
| 3802-750-50-2.50-4  | 8112660    | 5  | 4                      | 750x50x2.50     | 730  |
| 3802-750-50-2.50-6  | 8112677    | 5  | 6                      | 750x50x2.50     | 730  |
| 3802-750-63-3.00-4  | 8112684    | 5  | 4                      | 750x63x3.00     | 1030 |
| 3802-800-70-3.00-4  | 8112707    | 5  | 4                      | 800x70x3.00     | 1305 |
| 3802-850-70-3.00-4  | 8112721    | 5  | 4                      | 850x70x3.00     | 1390 |
| 3802-950-70-3.00-4  | 8112745    | 5  | 4                      | 950x70x3.00     | 1590 |








## 3802 KA

## HIGH SPEED FOR KASTO MACHINES



- Designed with holes for KASTO machines
- Designed for cutting almost any material
- High speed steel hacksaw blade
- Suitable for use on modern machines with skilled operators and a high degree of control


|  | <br>731151 |  |  | L x W x T<br>mm | <br>g |
|---|--|---|---|-----------------|--|
| 3802-450-38-2.00-4-KA   | 8111847  | 10  | 4   | 450x38x2.00     | 249  |
| 3802-450-38-2.00-6-KA   | 8111861  | 10  | 6   | 450x38x2.00     | 249  |
| 3802-450-38-2.00-8-KA   | 8111885  | 10  | 8   | 450x38x2.00     | 249  |
| 3802-450-38-2.00-10-KA  | 8111823  | 10  | 10  | 450x38x2.00     | 249  |
| 3802-500-50-2.50-4-KA   | 8112035  | 10  | 4   | 500x50x2.50     | 513  |
| 3802-500-50-2.50-6-KA   | 8112059  | 10  | 6   | 500x50x2.50     | 513  |
| 3802-550-50-2.50-4-KA   | 8112219  | 10  | 4   | 550x50x2.50     | 553  |
| 3802-550-50-2.50-8-KA   | 8113315  | 10  | 8   | 550x50x2.50     | 553  |
| 3802-575-50-2.50-3-KA   | 8112301  | 10  | 3   | 575x50x2.50     | 568  |
| 3802-575-50-2.50-4-KA   | 8112325  | 10  | 4   | 575x50x2.50     | 568  |
| 3802-575-50-2.50-6-KA   | 8112349  | 10  | 6   | 575x50x2.50     | 568  |
| 3802-650-50-2.50-4-KA   | 8112523  | 5   | 4   | 650x50x2.50     | 634  |
| 3802-650-50-2.50-6-KA   | 8112554  | 5   | 6   | 650x50x2.50     | 634  |
| 3802-700-50-2.50-2-KA   | 8112578  | 5   | 2   | 700x50x2.50     | 679  |
| 3802-700-50-2.50-4-KA   | 8112615  | 5   | 4   | 700x50x2.50     | 679  |
| 3802-700-50-2.50-6-KA   | 8112639  | 5   | 6   | 700x50x2.50     | 679  |



## 3830-VIP

## SANDFLEX® BI-METAL

- Sandflex® bi-metal holesaws work excellently in most materials such as wood, plastics, non ferrous and ferrous steel including stainless steel
- Fit all power drills, both stationary and portable
- Knockout holes allow easy removal of cores
- Cutting depth max 38 mm (1 1/2")
- 4/6 teeth per inch
- All -VIP holesaws are packed in a cardboard box with an instruction leaflet enclosed
- Max. holesize = nominal holesaw size +1.5 mm./- 0.0 mm
- Extra large sizes
  - 168 and 210 mm with 6TPI and normal cutting depth
  - 177 mm with 4/6TPI with cutting depth max 50 mm
- All large holesaws cut with 0 degree cutting angle to be less aggressive




|               | <br>731151 |   | <br>mm | <br>g |
|---------------|------------|---|--------|-------|
| 3830-14-VIP   | 8041618    | 6 | 14     | 20    |
| 3830-16-VIP   | 8041625    | 6 | 16     | 20    |
| 3830-17-VIP   | 8041632    | 6 | 17     | 30    |
| 3830-19-VIP   | 8041649    | 6 | 19     | 30    |
| 3830-20-VIP   | 8041656    | 6 | 20     | 30    |
| 3830-21-VIP   | 8041663    | 6 | 21     | 40    |
| 3830-22-VIP   | 8041670    | 6 | 22     | 40    |
| 3830-24-VIP   | 8041687    | 6 | 24     | 55    |
| 3830-25-VIP   | 8041694    | 6 | 25     | 55    |
| 3830-27-VIP   | 8041700    | 6 | 27     | 70    |
| 3830-29-VIP   | 8041717    | 6 | 29     | 70    |
| 3830-30-VIP   | 8041724    | 6 | 30     | 70    |
| 3830-32-VIP   | 8041731    | 6 | 32     | 70    |
| 3830-33-VIP   | 8041748    | 6 | 33     | 70    |
| 3830-35-VIP   | 8041755    | 6 | 35     | 70    |
| 3830-37-VIP   | 8041762    | 6 | 37     | 80    |
| 3830-38-VIP   | 8041779    | 6 | 38     | 80    |
| 3830-40-VIP   | 8041786    | 6 | 40     | 80    |
| 3830-41-VIP   | 8041793    | 6 | 41     | 80    |
| 3830-43-VIP   | 8041809    | 6 | 43     | 90    |
| 3830-44-VIP   | 8041816    | 6 | 44     | 100   |
| 3830-46-VIP   | 8041823    | 6 | 46     | 100   |
| 3830-48-VIP   | 8041830    | 6 | 48     | 100   |
| 3830-50-VIP   | 8260866    | 6 | 50     | 120   |
| 3830-51-VIP   | 8041847    | 6 | 51     | 120   |
| 3830-52-VIP   | 8041854    | 4 | 52     | 120   |
| 3830-54-VIP   | 8041861    | 4 | 54     | 140   |
| 3830-55-VIP   | 8270902    | 4 | 55     | 160   |
| 3830-56-VIP   | 8152703    | 4 | 56     | 140   |
| 3830-57-VIP   | 8041878    | 4 | 57     | 140   |
| 3830-59-VIP   | 8041885    | 4 | 59     | 140   |
| 3830-60-VIP   | 8041892    | 4 | 60     | 160   |
| 3830-62-VIP   | 8234645    | 4 | 62     | 160   |
| 3830-64-VIP   | 8041908    | 4 | 64     | 180   |
| 3830-65-VIP   | 8041915    | 4 | 65     | 180   |
| 3830-67-VIP   | 8041922    | 4 | 67     | 200   |
| 3830-68-VIP   | 8196530    | 4 | 68     | 220   |
| 3830-70-VIP   | 8041939    | 4 | 70     | 220   |
| 3830-73-VIP   | 8041946    | 4 | 73     | 220   |
| 3830-76-VIP   | 8041953    | 4 | 76     | 240   |
| 3830-79-VIP   | 8041960    | 4 | 79     | 260   |
| 3830-83-VIP   | 8041977    | 4 | 83     | 260   |
| 3830-86-VIP   | 8041984    | 4 | 86     | 260   |
| 3830-89-VIP   | 8041991    | 4 | 89     | 270   |
| 3830-92-VIP   | 8042004    | 4 | 92     | 270   |
| 3830-95-VIP   | 8042011    | 4 | 95     | 270   |
| 3830-98-VIP   | 8042028    | 4 | 98     | 300   |
| 3830-102-VIP  | 8042035    | 4 | 102    | 320   |
| 3830-105-VIP  | 8042042    | 4 | 105    | 320   |
| 3830-108-VIP  | 8042059    | 4 | 108    | 350   |
| 3830-111-VIP  | 8042066    | 4 | 111    | 350   |
| 3830-114-VIP  | 8042073    | 4 | 114    | 360   |
| 3830-121-VIP  | 8042080    | 1 | 121    | 410   |
| 3830-127-VIP  | 8042097    | 1 | 127    | 520   |
| 3830-133-VIP  | 8042103    | 1 | 133    | 560   |
| 3830-140-VIP  | 8042110    | 1 | 140    | 560   |
| 3830-146-VIP  | 8042127    | 1 | 146    | 570   |
| 3830-152-VIP  | 8042134    | 1 | 152    | 610   |
| 3830-168      | 8040659    | 1 | 168    | 650   |
| 3830-177-HIGH | 8101329    | 1 | 177    | 1340  |
| 3830-210      | 8040666    | 1 | 210    | 750   |








## 3830-C

## SANDFLEX® BI-METAL



- Sandflex® bi-metal holesaws work excellently in most materials such as wood, plastics, non ferrous and ferrous steel including stainless steel
- Fit all power drills, both stationary and portable
- Knockout holes allow easy removal of cores
- Cutting depth max 38 mm (1 1/2")
- 4/6 teeth per inch
- All -C holesaws are packed in a self-service packing with an instruction leaflet that also works as a tooth protector
- Max. holesize = nominal holesaw size +1.5 mm./- 0.0
- All large holesaws cut with 0 degree cutting angle to be less aggressive






|  | <br>731151 |  | <br>mm | <br>g |
|---|---|---|---|--|
| 3830-14-C   | 8228347   | 1   | 14  | 22   |
| 3830-16-C   | 8225353   | 1   | 16  | 22   |
| 3830-17-C   | 8228354   | 1   | 17  | 22   |
| 3830-19-C   | 8225360   | 1   | 19  | 30   |
| 3830-20-C   | 8225377   | 1   | 20  | 35   |
| 3830-21-C   | 8228361   | 1   | 21  | 45   |
| 3830-22-C   | 8225384   | 1   | 22  | 55   |
| 3830-24-C   | 8228378   | 1   | 24  | 60   |
| 3830-25-C   | 8225391   | 1   | 25  | 60   |
| 3830-27-C   | 8225407   | 1   | 27  | 60   |
| 3830-29-C   | 8225414   | 1   | 29  | 70   |
| 3830-30-C   | 8225421   | 1   | 30  | 75   |
| 3830-32-C   | 8225438   | 1   | 32  | 75   |
| 3830-33-C   | 8228385   | 1   | 33  | 75   |
| 3830-35-C   | 8225445   | 1   | 35  | 75   |
| 3830-37-C   | 8228392   | 1   | 37  | 75   |
| 3830-38-C   | 8225452   | 1   | 38  | 80   |
| 3830-40-C   | 8228408   | 1   | 40  | 90   |
| 3830-41-C   | 8225469   | 1   | 41  | 95   |
| 3830-43-C   | 8228415   | 1   | 43  | 105  |
| 3830-44-C   | 8225476   | 1   | 44  | 110  |
| 3830-46-C   | 8228422   | 1   | 46  | 115  |
| 3830-48-C   | 8225483   | 1   | 48  | 115  |
| 3830-50-C   | 8260873   | 1   | 50  | 120  |
| 3830-51-C   | 8225490   | 1   | 51  | 120  |
| 3830-52-C   | 8228439   | 1   | 52  | 120  |
| 3830-54-C   | 8225506   | 1   | 54  | 160  |
| 3830-55-C   | 8270919   | 1   | 55  | 160  |
| 3830-56-C   | 8228446   | 1   | 56  | 160  |
| 3830-57-C   | 8225513   | 1   | 57  | 170  |
| 3830-59-C   | 8228453   | 1   | 59  | 170  |
| 3830-60-C   | 8225520   | 1   | 60  | 180  |
| 3830-64-C   | 8225537   | 1   | 64  | 190  |
| 3830-65-C   | 8228460   | 1   | 65  | 190  |
| 3830-67-C   | 8225544   | 1   | 67  | 230  |
| 3830-68-C   | 8228477   | 1   | 68  | 230  |
| 3830-70-C   | 8225551   | 1   | 70  | 250  |
| 3830-73-C   | 8228484   | 1   | 73  | 250  |
| 3830-76-C   | 8225568   | 1   | 76  | 250  |
| 3830-79-C   | 8228491   | 1   | 79  | 250  |
| 3830-83-C   | 8225575   | 1   | 83  | 310  |
| 3830-86-C   | 8228507   | 1   | 86  | 310  |
| 3830-89-C   | 8225582   | 1   | 89  | 350  |
| 3830-92-C   | 8225599   | 1   | 92  | 380  |
| 3830-95-C   | 8225605   | 1   | 95  | 390  |
| 3830-98-C   | 8228514   | 1   | 98  | 420  |
| 3830-102-C  | 8225612   | 1   | 102   | 410  |
| 3830-105-C  | 8225629   | 1   | 105   | 460  |
| 3830-108-C  | 8228521   | 1   | 108   | 460  |
| 3830-111-C  | 8228538   | 1   | 111   | 460  |
| 3830-114-C  | 8225636   | 1   | 114   | 530  |
| 3830-121-C  | 8225643   | 1   | 121   | 600  |
| 3830-127-C  | 8225650   | 1   | 127   | 650  |
| 3830-133-C  | 8228545   | 1   | 133   | 650  |
| 3830-140-C  | 8228552   | 1   | 140   | 650  |
| 3830-146-C  | 8228569   | 1   | 146   | 650  |
| 3830-152-C  | 8225667   | 1   | 152   | 900  |



3832

## HOLESAWS CARBIDE TIPPED

- Carbide tipped holesaws work excellently in everything from bricks, ceramic tiles, laminate, fibreglass and hardwood as well as difficult to cut steel applications
- Fit all power drills, both stationary and portable
- Knockout holes allow easy removal of cores
- Cutting depth max 38 mm (1 1/2")
- 4 teeth per inch
- Max. holesize = nominal holesaw size +1.5 mm./- 0.0 mm

|  | <br>731151 |  | <br>mm | <br>g |
|---|---|---|---|--|
| 3832-14   | 8557744   | 6   | 14  | 20   |
| 3832-16   | 8557768   | 6   | 16  | 20   |
| 3832-17   | 8557782   | 6   | 17  | 30   |
| 3832-19   | 8557805   | 6   | 19  | 30   |
| 3832-20   | 8557812   | 6   | 20  | 30   |
| 3832-21   | 8557829   | 6   | 21  | 40   |
| 3832-22   | 8557843   | 6   | 22  | 40   |
| 3832-24   | 8557867   | 6   | 24  | 55   |
| 3832-25   | 8557881   | 6   | 25  | 55   |
| 3832-27   | 8557904   | 6   | 27  | 70   |
| 3832-29   | 8557928   | 6   | 29  | 70   |
| 3832-30   | 8557942   | 6   | 30  | 70   |
| 3832-32   | 8557966   | 6   | 32  | 70   |
| 3832-33   | 8557980   | 6   | 33  | 70   |
| 3832-35   | 8558000   | 6   | 35  | 70   |
| 3832-37   | 8558024   | 6   | 37  | 80   |
| 3832-38   | 8558048   | 6   | 38  | 80   |
| 3832-40   | 8558062   | 6   | 40  | 80   |
| 3832-41   | 8558086   | 6   | 41  | 80   |
| 3832-43   | 8558109   | 6   | 43  | 90   |
| 3832-44   | 8558123   | 6   | 44  | 100  |
| 3832-46   | 8558147   | 6   | 46  | 100  |
| 3832-48   | 8558161   | 6   | 48  | 100  |
| 3832-51   | 8558185   | 6   | 51  | 120  |
| 3832-52   | 8558208   | 4   | 52  | 120  |
| 3832-54   | 8558222   | 4   | 54  | 140  |
| 3832-56   | 8558239   | 4   | 56  | 140  |
| 3832-57   | 8558246   | 4   | 57  | 140  |
| 3832-59   | 8558260   | 4   | 59  | 140  |
| 3832-60   | 8558284   | 4   | 60  | 160  |
| 3832-64   | 8558307   | 4   | 64  | 180  |
| 3832-65   | 8558321   | 4   | 65  | 180  |
| 3832-67   | 8558345   | 4   | 67  | 200  |
| 3832-68   | 8558352   | 4   | 68  | 220  |
| 3832-70   | 8558369   | 4   | 70  | 220  |
| 3832-73   | 8558383   | 4   | 73  | 220  |
| 3832-76   | 8558406   | 4   | 76  | 240  |
| 3832-79   | 8558420   | 4   | 79  | 260  |
| 3832-83   | 8558444   | 4   | 83  | 260  |
| 3832-86   | 8558468   | 4   | 86  | 260  |
| 3832-89   | 8558482   | 4   | 89  | 270  |
| 3832-92   | 8558505   | 4   | 92  | 270  |
| 3832-95   | 8558529   | 4   | 95  | 270  |
| 3832-98   | 8558543   | 4   | 98  | 300  |
| 3832-102  | 8558567   | 4   | 102   | 320  |
| 3832-105  | 8558581   | 4   | 105   | 320  |
| 3832-108  | 8558604   | 4   | 108   | 350  |
| 3832-111  | 8558611   | 4   | 111   | 350  |
| 3832-114  | 8558628   | 4   | 114   | 360  |
| 3832-121  | 8558642   | 1   | 121   | 410  |
| 3832-127  | 8558666   | 1   | 127   | 520  |
| 3832-133  | 8558673   | 1   | 133   | 560  |
| 3832-140  | 8558680   | 1   | 140   | 560  |
| 3832-146  | 8558697   | 1   | 146   | 570  |
| 3832-152  | 8558703   | 1   | 152   | 610  |



## 3834-ARBR

## ARBORS




3834-ARBR-730



3834-ARBR-930



3834-ARBR-11152 (PD)



3834-ARBR-11152QC

- Arbors for holesaws Ø14-210mm. 3834-ARBR-730, for holesaws Ø14-30mm, with triangular shank and round arbor body
- 3834-ARBR-630, -930, -1130, for holesaws Ø14-30mm, with hexagonal shank and body giving a sturdier design with easier removal of the holesaw
- 3834-ARBR-9100, -11152 and -16152, for holesaws Ø32-210mm, equipped with Power Driver™ that increases the strength and eliminates play of the holesaw by redistributing the load from the thread to the solid cap
- Arbors ending with QC are arbors with quick change mechanism where no tools are needed to change the holesaw
- Large arbors, for holesaws >Ø32 mm, have drive pins to transfer large cutting forces from the holesaw to the power unit
- For retail self-service packaging select the articles ending with -C
- HSS Pilot drill is included with all arbors
- We recommend not to use arbors with 9 mm (11/32") shank for holesaws above size 100 mm (4")
- When cutting in abrasive materials we recommend to select the carbide tipped pilot drill, 3834-DRL-CT

|                     | <br>731151 |   | <br>mm | <br>mm  | <br>mm | <br>g |
|---------------------|------------|---|--------|---------|--------|-------|
| 3834-ARBR-630       | 8015558    | 1 | 14-30  | 6.4     | 8      | 70    |
| 3834-ARBR-630-C     | 8228576    | 1 | 14-30  | 6.4     | 8      | 70    |
| 3834-ARBR-730       | 8167974    | 1 | 14-30  | 6.4 TRI | 8      | 60    |
| 3834-ARBR-730-C     | 8225674    | 1 | 14-30  | 6.4 TRI | 8      | 60    |
| 3834-ARBR-930       | 8015565    | 1 | 14-30  | 8.5     | 10     | 80    |
| 3834-ARBR-930-C     | 8225681    | 1 | 14-30  | 8.5     | 10     | 80    |
| 3834-ARBR-1130      | 8015572    | 1 | 14-30  | 11.1    | 13     | 90    |
| 3834-ARBR-1130-C    | 8228583    | 1 | 14-30  | 11.1    | 13     | 90    |
| 3834-ARBR-9100      | 8015589    | 1 | 32-100 | 8.5     | 10     | 250   |
| 3834-ARBR-9100-C    | 8228590    | 1 | 32-100 | 8.5     | 10     | 250   |
| 3834-ARBR-9100QC    | 8249830    | 1 | 32-100 | 8.5     | 10     | 160   |
| 3834-ARBR-9100QC-C  | 8225704    | 1 | 32-100 | 8.5     | 10     | 160   |
| 3834-ARBR-11152     | 8015596    | 1 | 32-210 | 11.1    | 13     | 260   |
| 3834-ARBR-11152-C   | 8225698    | 1 | 32-210 | 11.1    | 13     | 260   |
| 3834-ARBR-11152QC   | 8167967    | 1 | 32-210 | 11.1    | 13     | 250   |
| 3834-ARBR-11152QC-C | 8225711    | 1 | 32-210 | 11.1    | 13     | 250   |
| 3834-ARBR-16152     | 8015602    | 1 | 32-210 | 15.4    | 20     | 310   |
| 3834-ARBR-16152QC   | 8453152    | 1 | 32-210 | 15.4    | 20     | 300   |



## 3834-DRL

### PILOT DRILLS



- HSS pilot drill makes a hole in the work piece before the teeth of the holesaw become engaged, guiding and keeping the holesaw in correct position during the sawing operation
- 3834-DRL fits all arbors and is the standard drill in all arbors

|          |            |   |         |         |       |
|----------|------------|---|---------|---------|-------|
|          | <br>731151 |   | A<br>mm | B<br>mm | <br>g |
| 3834-DRL | 8234638    | 1 | 6.35    | 81      | 20    |

## 3834-DRL-CT

### PILOT DRILLS



- Carbide tipped pilot drill makes a hole in the work piece before the teeth of the holesaw become engaged, guiding and keeping the holesaw in correct position during the sawing operation
- High grade carbide tip with special properties, hardness and geometry
- Specially designed to provide one tool to cover many different materials
- Enables high cutting performance in all machinable material from wood and plastic to brick and concrete
- 3834-DRL-CT fits all arbors

|             |            |   |         |         |       |
|-------------|------------|---|---------|---------|-------|
|             | <br>731151 |   | A<br>mm | B<br>mm | <br>g |
| 3834-DRL-CT | 8953201    | 1 | 6.35    | 84      | 35    |

## 3834-EXT

### ARBOR EXTENSIONS



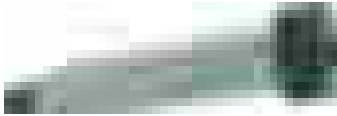
- For reach in difficult-to-cut surroundings
- EXT-1 fits arbor -1130, -11152, -11152QC
- EXT-2 fits arbor -930, -9100

|            |            |   |        |        |       |
|------------|------------|---|--------|--------|-------|
|            | <br>731151 |   | <br>mm | <br>mm | <br>g |
| 3834-EXT-1 | 8040673    | 1 | 11.1   | 330    | 340   |
| 3834-EXT-2 | 8168070    | 1 | 8.5    | 330    | 340   |




## 3834-MRS

### MORSE TAPER ADAPTORS




- Convert the arbor hexagonal shank to suit Morse taper system on stationary machines
- MRS-3-11 fits arbor -1130, -11152, -11152QC
- MRS-3 fits arbor -16152

|  | <br>731151 |  | <br>g |
|---|--|---|--|
| 3834-MRS-3-11   | 8165130  | 1   | 220  |
| 3834-MRS-3  | 8015633  | 1   | 220  |

## 3834-DP

### DRIVE PLATE



- Designed for heavy operation and prevents holesaw drive-pin holes becoming elongated
- DP-75 fits holesaw  $\varnothing$  76-105 mm
- DP-100 fits holesaw  $\varnothing$  108-152 mm

|  | <br>731151 |  | <br>g |
|---|--|---|--|
| 3834-DP-75  | 8018061  | 1   | 200  |
| 3834-DP-100   | 8018054  | 1   | 400  |

## 3834-ES

### EJECTOR SPRING




- For pilot drills, to facilitate core removal

|  | <br>731151 |  | <br>g |
|---|--|---|--|
| 3834-ES   | 8454418  | 1   | 10   |

## 3834-ADP

### ARBOR ADAPTOR



- Adapts small arbor thread (1/2"-20 UNF) to accommodate large holesaw thread (5/8"-18 UNF)
- Not recommended for holesaws larger than  $\varnothing$  44 mm
- Fits arbor -630, -730, -930, -1130

|  | <br>731151 |  | <br>g |
|---|--|---|--|
| 3834-ADP  | 8454425  | 1   | 20   |






# HOLESAW SETS

## 3834-42


## HOLESAW SETS

- Sandflex® bi-metal holesaw set consisting of popular sizes within the engineering industry, water and sanitation industry and the electrical installation industry



|             |            |   |       |
|-------------|------------|---|-------|
|             | <br>731151 |   | <br>g |
| 3834-SET-42 | 8241988    | 1 | 2025  |

3830-VIP  
51, 76, 86, 111 mm



3834-ARBR-9100 (32-100 mm)  
PD type



3834-ES



## 3834-53

## HOLESAW SETS

- Sandflex® bi-metal holesaw set consisting of popular sizes within the engineering industry, water and sanitation industry and the electrical installation industry




|             |            |   |       |
|-------------|------------|---|-------|
|             | <br>731151 |   | <br>g |
| 3834-SET-53 | 0127153    | 1 | 2370  |

3830-VIP  
19, 22, 25, 29, 30, 35, 37, 41, 52, 60, 79 mm



3834-ARBR-930 (14-30 mm)




3834-ARBR-9100 (32-100 mm)  
PD type



## 3834-61


## HOLESAW SETS

- Sandflex® bi-metal holesaw set consisting of popular sizes within the engineering industry, water and sanitation industry and the electrical installation industry



|             |            |   |       |
|-------------|------------|---|-------|
|             | <br>731151 |   | <br>g |
| 3834-SET-61 | 8266431    | 1 | 3145  |

3830-VIP  
44, 51, 57, 73, 86, 114 mm



3834-ARBR-9100 (32-100 mm)  
PD type





## 3834-62




## HOLESAW SETS

- Sandflex® bi-metal hole saw set consisting of popular sizes within the engineering industry, water and sanitation industry and the electrical installation industry
- Space also prepared for:  
3830-16-VIP 16 mm 5/8"  
3830-56-VIP 56 mm 2 3/16"

|                                       | <br>731151 |   | <br>g |
|---------------------------------------|------------|---|-------|
| 3834-SET-62                           | 8228040    | 1 | 1050  |
| 3830-VIP<br>19, 21, 22, 29, 38, 48 mm |            |   |       |
| 3834-ARBR-930 (14-30 mm)              |            |   |       |
| 3834-ARBR-9100 (32-100 mm)<br>PD type |            |   |       |
| 1 pc.                                 |            |   |       |

## 3834-62-16/50



## HOLESAW SETS

- Sandflex® bi-metal hole saws set consisting EU standard sizes within the electrical installation industry

|                                       | <br>731151 |   | <br>g |
|---------------------------------------|------------|---|-------|
| 3834-SET-62-16/50                     | 8258887    | 1 | 1065  |
| 3830-VIP<br>16, 20, 25, 32, 40, 50 mm |            |   |       |
| 3834-ARBR-930 (14-30 mm)              |            |   |       |
| 3834-ARBR-9100 (32-100 mm)<br>PD type |            |   |       |
| 1 pc.                                 |            |   |       |



# HOLESAW SETS


## 3834-65-16/51

### HOLESAW SETS

- Sandflex® bi-metal holesaw set consisting of popular sizes within the engineering industry, water and sanitation industry and the electrical installation industry

|                   |            |   |       |
|-------------------|------------|---|-------|
|                   | <br>731151 |   | <br>g |
| 3834-SET-65-16/51 | 8159900    | 1 | 1465  |

3830-VIP  
16, 20, 25, 32, 40, 51 mm



3834-ARBR-930 (14-30 mm)



3834-ARBR-11152 (32-210 mm)  
PD type



3834-DRL



1 pc.




## 3834-65-22/64

### HOLESAW SETS

- Sandflex® bi-metal holesaw set consisting of popular sizes within the engineering industry, water and sanitation industry and the electrical installation industry

|                   |            |   |       |
|-------------------|------------|---|-------|
|                   | <br>731151 |   | <br>g |
| 3834-SET-65-22/64 | 8159917    | 1 | 1625  |

3830-VIP  
22, 29, 35, 44, 51, 64 mm



3834-ARBR-930 (14-30 mm)



3834-ARBR-11152 (32-210 mm)  
PD type



3834-DRL





## 3834-72

### HOLESAW SETS

- Sandflex® bi-metal holesaw set consisting of popular sizes within the engineering industry, water and sanitation industry and the electrical installation industry




| 3834-SET-72                               | 731151<br>8044992 | 1 | 1080 |
|---|-------------------|---|------|
| 3830-VIP<br>19, 22, 29, 35, 44, 51, 64 mm |                   |   |      |
| 3834-ARBR-930 (14-30 mm)                  |                   |   |      |
| 3834-ARBR-9100 (32-100 mm)<br>PD type     |                   |   |      |

## 3834-73

### HOLESAW SETS

- Sandflex® bi-metal holesaw set consisting of popular sizes within the the electrical installation industry



| 3834-SET-73                               | 731151<br>8254339 | 1 | 2080 |
|---|-------------------|---|------|
| 3830-VIP<br>16, 22, 51, 57, 73, 76, 92 mm |                   |   |      |
| 3834-ARBR-930 (14-30 mm)                  |                   |   |      |
| 3834-ARBR-9100 (32-100 mm)<br>PD type     |                   |   |      |

## 3834-73-22/68

### HOLESAW SETS

- Sandflex® bi-metal holesaw set consisting of popular sizes within the the electrical installation industry



| 3834-SET-73-22/68                         | 731151<br>0134809 | 1 | 2170 |
|---|-------------------|---|------|
| 3830-VIP<br>22, 29, 35, 44, 51, 64, 68 mm |                   |   |      |
| 3834-ARBR-1130 (14-30 mm)                 |                   |   |      |
| 3834-ARBR-11152 (32-210 mm)<br>PD type    |                   |   |      |
| 3834-DRL                                  |                   |   |      |



# HOLESAW SETS

## 3834-86

## HOLESAW SETS

- Sandflex® bi-metal holesaw set consisting of popular sizes within the engineering industry, water and sanitation industry and the electrical installation industry

|  | <br>731151 |   | <br>g |
|--|------------|---|-------|
| 3834-SET-86                                    | 8224295    | 1 | 2540  |
| 3830-VIP<br>25, 32, 35, 51, 54, 76, 92, 114 mm |            |   |       |
| 3834-ARBR-1130 (14-30 mm)                      |            |   |       |
| 3834-ARBR-11152 (32-210 mm)<br>PD type         |            |   |       |
| 3834-DRL                                       |            |   |       |
| 3834-ADP                                       |            |   |       |

## 3834-87

## HOLESAW SETS

- Sandflex® bi-metal holesaw set consisting of popular sizes within the engineering industry, water and sanitation industry and the electrical installation industry

|   | <br>731151 |   | <br>g |
|---|------------|---|-------|
| 3834-SET-87                                   | 8181772    | 1 | 1925  |
| 3830-VIP<br>19, 22, 29, 38, 43, 48, 52, 65 mm |            |   |       |
| 3834-ARBR-930 (14-30 mm)                      |            |   |       |
| 3834-ARBR-9100 (32-100 mm)<br>PD type         |            |   |       |
| 3834-DRL                                      |            |   |       |
| 3834-ES                                       |            |   |       |



## 3834-92


### HOLESAW SETS

- Sandflex® bi-metal holesaw set consisting of popular sizes within the engineering industry, water and sanitation industry and the electrical installation industry



|  | <br>731151 |  | <br>g |
|---|---|---|--|
| 3834-SET-92   | 8044985   | 1   | 1440   |

3830-VIP  
16, 22, 25, 29, 32, 41, 51, 73, 83 mm



3834-ARBR-930 (14-30 mm)



3834-ARBR-9100 (32-100 mm)  
PD type



## 3834-94


### HOLESAW SETS

- Sandflex® bi-metal holesaw set consisting of popular sizes within the engineering industry, water and sanitation industry and the electrical installation industry



|  | <br>731151 |  | <br>g |
|---|---|---|--|
| 3834-SET-94   | 8166458   | 1   | 1815   |

3830-VIP  
16, 19, 22, 25, 30, 35, 41, 51, 67 mm



3834-ARBR-1130 (14-30 mm)



3834-ARBR-11152 (32-210 mm)  
PD type





# HOLESAW SETS


## 3834-95

## HOLESAW SETS

- Sandflex® bi-metal holesaw set consisting of popular sizes within the engineering industry, water and sanitation industry and the electrical installation industry

|             |            |   |       |
|-------------|------------|---|-------|
|             | <br>731151 |   | <br>g |
| 3834-SET-95 | 8159894    | 1 | 1350  |

3830-VIP  
16, 19, 22, 29, 35, 44, 52, 57, 64 mm



3834-ARBR-1130 (14-30 mm)



3834-ARBR-11152 (32-210 mm)  
PD type



3834-DRL



## 3834-103

## HOLESAW SETS

- Sandflex® bi-metal holesaw set consisting of popular sizes within the engineering industry, water and sanitation industry and the electrical installation industry

|              |            |   |       |
|--------------|------------|---|-------|
|              | <br>731151 |   | <br>g |
| 3834-SET-103 | 0134908    | 1 | 2015  |

3830-VIP  
16, 19, 24, 29, 38, 44, 57, 67 mm



3834-ARBR-930 (14-30 mm)



3834-ARBR-9100 (32-100 mm)  
PD type



3834-DRL





## 3840 ST

## SANDFLEX® BI-METAL BLADES

- The Sandflex® standard shaped with improved performance and precision-ground teeth
- Virtually unbreakable Sandflex® bi-metal blade for all materials and type of cut
- Specially developed for cutting metal
- Standard (ST) shape for fast and aggressive straight cuts
- Available in two different packaging alternatives:
  1. An innovative self-service pack, -5P = 5 blades per cassette
  2. Industrial pack, -10P = 10 blades per box. Most popular items also available bulk packed, -100P = 100 blades per box

|                       | <br>731151 |   | <br>mm | <br>mm | <br>T/P |    | <br>g |
|-----------------------|------------|---|--------|--------|---------|----|-------|
| 3840-100-6-ST-5P      | 8235642    | 5 | 100    | 1.27   | 6       | ST | 95    |
| 3840-100-10-ST-5P     | 8235840    | 5 | 100    | 0.89   | 10      | ST | 58    |
| 3840-100-14-ST-5P     | 8235932    | 5 | 100    | 0.89   | 14      | ST | 75    |
| 3840-100-18-ST-5P     | 8236052    | 5 | 100    | 0.89   | 18      | ST | 75    |
| 3840-100-24-ST-5P     | 8236168    | 5 | 100    | 0.89   | 24      | ST | 75    |
| 3840-150-6-ST-5P      | 8235680    | 5 | 150    | 1.27   | 6       | ST | 145   |
| 3840-150-8/12-ST-5P   | 8235758    | 5 | 150    | 0.89   | 8/12    | ST | 120   |
| 3840-150-10-ST-5P     | 8235871    | 5 | 150    | 0.89   | 10      | ST | 120   |
| 3840-150-14-ST-5P     | 8235956    | 5 | 150    | 0.89   | 14      | ST | 120   |
| 3840-150-18-ST-5P     | 8236076    | 5 | 150    | 0.89   | 18      | ST | 120   |
| 3840-150-24-ST-5P     | 8236182    | 5 | 150    | 0.89   | 24      | ST | 120   |
| 3840-228-8/12-ST-5P   | 8235789    | 5 | 228    | 1.27   | 8/12    | ST | 170   |
| 3840-228-10-ST-5P     | 8235901    | 5 | 228    | 0.89   | 10      | ST | 170   |
| 3840-228-14-ST-5P     | 8235987    | 5 | 228    | 0.89   | 14      | ST | 170   |
| 3840-228-18-ST-5P     | 8236106    | 5 | 228    | 0.89   | 18      | ST | 175   |
| 3840-300-14-ST-5P     | 8236014    | 5 | 300    | 0.89   | 14      | ST | 230   |
| 3840-300-18-ST-5P     | 8236137    | 5 | 300    | 0.89   | 18      | ST | 230   |
| 3840-100-6-ST-10P     | 8238681    | 1 | 100    | 1.27   | 6       | ST | 155   |
| 3840-100-10-ST-10P    | 8238643    | 1 | 100    | 0.89   | 10      | ST | 115   |
| 3840-100-14-ST-10P    | 8238650    | 1 | 100    | 0.89   | 14      | ST | 115   |
| 3840-100-18-ST-10P    | 8238667    | 1 | 100    | 0.89   | 18      | ST | 115   |
| 3840-100-24-ST-10P    | 8238674    | 1 | 100    | 0.89   | 24      | ST | 115   |
| 3840-150-6-ST-10P     | 8238766    | 1 | 150    | 1.27   | 6       | ST | 250   |
| 3840-150-8/12-ST-10P  | 8238773    | 1 | 150    | 0.89   | 8/12    | ST | 170   |
| 3840-150-10-ST-10P    | 8238698    | 1 | 150    | 0.89   | 10      | ST | 185   |
| 3840-150-14-ST-10P    | 8238704    | 1 | 150    | 0.89   | 14      | ST | 185   |
| 3840-150-18-ST-10P    | 8238711    | 1 | 150    | 0.89   | 18      | ST | 170   |
| 3840-150-24-ST-10P    | 8238728    | 1 | 150    | 0.89   | 24      | ST | 185   |
| 3840-228-8/12-ST-10P  | 8238834    | 1 | 228    | 1.27   | 8/12    | ST | 290   |
| 3840-228-10-ST-10P    | 8238780    | 1 | 228    | 0.89   | 10      | ST | 290   |
| 3840-228-14-ST-10P    | 8238797    | 1 | 228    | 0.89   | 14      | ST | 290   |
| 3840-228-18-ST-10P    | 8238803    | 1 | 228    | 0.89   | 18      | ST | 295   |
| 3840-300-14-ST-10P    | 8238841    | 1 | 300    | 0.89   | 14      | ST | 395   |
| 3840-300-18-ST-10P    | 8238858    | 1 | 300    | 0.89   | 18      | ST | 390   |
| 3840-150-8/12-ST-100P | 8235772    | 1 | 150    | 0.89   | 8/12    | ST | 1700  |
| 3840-150-10-ST-100P   | 8235895    | 1 | 150    | 0.89   | 10      | ST | 1200  |
| 3840-150-14-ST-100P   | 8235970    | 1 | 150    | 0.89   | 14      | ST | 1850  |
| 3840-150-18-ST-100P   | 8236090    | 1 | 150    | 0.89   | 18      | ST | 1700  |
| 3840-150-24-ST-100P   | 8236205    | 1 | 150    | 0.89   | 24      | ST | 1850  |
| 3840-228-8/12-ST-100P | 8235802    | 1 | 228    | 1.27   | 8/12    | ST | 2800  |
| 3840-228-10-ST-100P   | 8235925    | 1 | 228    | 0.89   | 10      | ST | 2800  |
| 3840-228-14-ST-100P   | 8236007    | 1 | 228    | 0.89   | 14      | ST | 2800  |
| 3840-228-18-ST-100P   | 8236120    | 1 | 228    | 0.89   | 18      | ST | 2950  |
| 3840-300-14-ST-100P   | 8236045    | 1 | 300    | 0.89   | 14      | ST | 3950  |
| 3840-300-18-ST-100P   | 8236151    | 1 | 300    | 0.89   | 18      | ST | 3900  |






# RECIPROCATING SAWBLADES

## 3840 SL

## SANDFLEX® BI-METAL BLADES




- The Sandflex® Slope shaped with improved performance and precision-ground teeth
- Virtually unbreakable Sandflex® bi-metal blade for all materials and type of cut, specially developed for cutting metal
- Slope (SL) shape for various types of cuts
- Available in two different packaging alternatives:
  1. An innovative self-service pack, -5P = 5 blades per cassette
  2. Industrial pack, -10P = 10 blades per box. Most popular items also available bulk packed, -100P = 100 blades per box

|                      | <br>731151 |   | <br>mm | <br>mm | <br>T/P" |    | <br>g |
|----------------------|------------|---|--------|--------|----------|----|-------|
| 3840-150-5/8-SL-5P   | 8235611    | 5 | 150    | 1.27   | 5/8      | SL | 110   |
| 3840-228-6-SL-5P     | 8235710    | 5 | 228    | 1.27   | 6        | SL | 190   |
| 3840-300-6-SL-5P     | 8235734    | 5 | 300    | 1.27   | 6        | SL | 260   |
| 3840-300-8/12-SL-5P  | 8235826    | 5 | 300    | 1.27   | 8/12     | SL | 270   |
| 3840-150-5/8-SL-10P  | 8238759    | 1 | 150    | 1.27   | 5/8      | SL | 175   |
| 3840-228-6-SL-10P    | 8238827    | 1 | 228    | 1.27   | 6        | SL | 325   |
| 3840-300-6-SL-10P    | 8238872    | 1 | 300    | 1.27   | 6        | SL | 455   |
| 3840-300-8/12-SL-10P | 8238889    | 1 | 300    | 1.27   | 8/12     | SL | 480   |
| 3840-150-5/8-SL-100P | 8235628    | 1 | 150    | 1.27   | 5/8      | SL | 1750  |

## 3840 SC

## SANDFLEX® BI-METAL BLADES



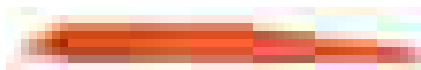
- The Sandflex® Scroll shaped with improved performance and precision-ground teeth
- Virtually unbreakable Sandflex® bi-metal blade for all materials and type of cut. Specially developed for cutting metal
- Scroll (SC) shape for contour sawing and in difficult-to-reach places
- Available in two different packaging alternatives:
  1. A new innovative self-service pack, -5P = 5 blades per cassette
  2. Industrial pack, -10P = 10 blades per box

|                     | <br>731151 |   | <br>mm | <br>mm | <br>T/P" |    | <br>g |
|---------------------|------------|---|--------|--------|----------|----|-------|
| 3840-100-10-SC-5P   | 8235567    | 5 | 100    | 0.89   | 10       | SC | 45    |
| 3840-100-14-SC-5P   | 8235574    | 5 | 100    | 0.89   | 14       | SC | 45    |
| 3840-100-18-SC-5P   | 8235581    | 5 | 100    | 0.89   | 18       | SC | 45    |
| 3840-150-4/6-SC-5P  | 8235598    | 5 | 150    | 1.27   | 4/6      | SC | 110   |
| 3840-150-4/6-SC-10P | 8238735    | 1 | 150    | 1.27   | 4/6      | SC | 180   |











## 3840 DSL

### SANDFLEX® BI-METAL BLADES




- The Sandflex® Demolition slope (DSL) Bi-Metal blades are a series of extra thick and wide saw blades for demolition and heavy-duty work
- Perfect for nail-embedded wood
- Slope shaped for various types of cuts
- Available in two different packaging alternatives:
  1. An innovative self-service pack, -5P = 5 blades per cassette
  2. Industrial pack, -10P = 10 blades per box









|  | <br>731151 |  | <br>mm | <br>mm | <br>T/P" |  | <br>g |
|---|---|--|---|---|---|---|--|
| 3840-150-5/8-DSL-5P   | 8236212   | 5  | 150   | 1.6   | 5/8   | DSL   | 170  |
| 3840-228-5/8-DSL-5P   | 8236250   | 5  | 228   | 1.6   | 5/8   | DSL   | 290  |
| 3840-300-5/8-DSL-5P   | 8236274   | 5  | 300   | 1.6   | 5/8   | DSL   | 410  |
| 3840-150-5/8-DSL-10P  | 8238742   | 1  | 150   | 1.6   | 5/8   | DSL   | 300  |
| 3840-228-5/8-DSL-10P  | 8238810   | 1  | 228   | 1.6   | 5/8   | DSL   | 520  |
| 3840-300-5/8-DSL-10P  | 8238865   | 1  | 300   | 1.6   | 5/8   | DSL   | 770  |

## 3840 UST

### SANDFLEX® BI-METAL BLADES



- The Sandflex® U-shank standard (UST) bi-metal blades are a series of saw blades with extra wide u-shank (3/4") for example Rems, Roller, Hitachi, and Flex machines
- Suitable for steel and metal applications
- These extra wide blades are normally used for cutting in pipes
- Available in industrial pack, -5P = 5 blades per box


|  | <br>731151 |  | <br>mm | <br>mm | <br>T/P" |  | <br>g |
|---|---|--|---|---|---|---|--|
| 3840-150-8-UST-5P   | 8237578   | 1  | 150   | 1.6   | 8   | UST   | 230  |
| 3840-200-8-UST-5P   | 8237585   | 1  | 200   | 1.6   | 8   | UST   | 320  |
| 3840-300-8-UST-5P   | 8237592   | 1  | 300   | 1.6   | 8   | UST   | 470  |
| 3840-150-10/14-UST-5P   | 8278038   | 1  | 150   | 1.6   | 10/14   | UST   | 230  |
| 3840-200-10/14-UST-5P   | 8278045   | 1  | 200   | 1.6   | 10/14   | UST   | 320  |
| 3840-300-10/14-UST-5P   | 8278052   | 1  | 300   | 1.6   | 10/14   | UST   | 470  |



# RECIPROCATING SAWBLADES

## 3840 HST

## SANDFLEX® BI-METAL BLADES




- The Sandflex® Heavy standard (HST) Bi-Metal blades with precision ground teeth are a series of extra thick blades with a wider body that makes it more rigid & has a higher resistance to fracturing and bending, allowing straighter cuts
- Designed for extreme metal cutting
- Slope shaped for various types of cuts
- Available in two different packaging alternatives:
  1. An innovative self-service pack, -5P = 5 blades per cassette
  2. Industrial pack, -10P = 10 blades per box

|                     | <br>731151 |   | <br>mm | <br>mm | <br>T/P |     | <br>g |
|---------------------|------------|---|--------|--------|---------|-----|-------|
| 150-10-HST-5P       | 0194773    | 5 | 150    | 1.07   | 10      | HST | 140   |
| 3840-150-14-HST-5P  | 0194766    | 5 | 150    | 1.07   | 14      | HST | 140   |
| 3840-150-18-HST-5P  | 0194759    | 5 | 150    | 1.07   | 18      | HST | 140   |
| 3840-228-10-HST-5P  | 0194834    | 5 | 228    | 1.07   | 10      | HST | 211   |
| 3840-228-14-HST-5P  | 0194841    | 5 | 228    | 1.07   | 14      | HST | 211   |
| 3840-228-18-HST-5P  | 0194858    | 5 | 228    | 1.07   | 18      | HST | 211   |
| 3840-300-10-HST-5P  | 0194940    | 5 | 300    | 1.07   | 10      | HST | 280   |
| 3840-300-14-HST-5P  | 0194933    | 5 | 300    | 1.07   | 14      | HST | 280   |
| 3840-300-18-HST-5P  | 0194926    | 5 | 300    | 1.07   | 18      | HST | 280   |
| 3840-150-10-HST-10P | 0194827    | 1 | 150    | 1.07   | 10      | HST | 280   |
| 3840-150-14-HST-10P | 0194810    | 1 | 150    | 1.07   | 14      | HST | 280   |
| 3840-150-18-HST-10P | 0194803    | 1 | 150    | 1.07   | 18      | HST | 280   |
| 3840-228-10-HST-10P | 0194889    | 1 | 228    | 1.07   | 10      | HST | 422   |
| 3840-228-14-HST-10P | 0194872    | 1 | 228    | 1.07   | 14      | HST | 422   |
| 3840-228-18-HST-10P | 0194865    | 1 | 228    | 1.07   | 18      | HST | 422   |
| 3840-300-10-HST-10P | 0194896    | 1 | 300    | 1.07   | 10      | HST | 560   |
| 3840-300-14-HST-10P | 0194902    | 1 | 300    | 1.07   | 14      | HST | 560   |
| 3840-300-18-HST-10P | 0194919    | 1 | 300    | 1.07   | 18      | HST | 560   |

## 3840 F&R

## SANDFLEX® BI-METAL BLADES



- The Sandflex® Fire & Rescue bi-metal blades with precision ground teeth is an extra heavy duty blade for metal/demolition applications, used in extreme conditions
- Designed for use by the emergency services
- Slope shaped for various cuts
- Available in two different packaging alternatives:
  1. An innovative self-service pack, -5P = 5 blades per cassette
  2. Industrial pack, -10P = 10 blades per box

|                     | <br>731151 |   | <br>mm | <br>mm | <br>T/P |     | <br>g |
|---------------------|------------|---|--------|--------|---------|-----|-------|
| 3840-228-10-DSL-5P  | 0194957    | 5 | 228    | 1.6    | 10      | DSL | 233   |
| 3840-228-10-DSL-10P | 0194964    | 1 | 228    | 1.6    | 10      | DSL | 466   |



## 3840-5/10



## SANDFLEX® BI-METAL BLADES, KITS

- Virtually unbreakable Sandflex® bi-metal blade for all materials and type of cut
- Standard for fast and aggressive straight cuts
- Slope for various types of cuts
- Scroll for contour sawing and in difficult-to-reach places
- 3842 wood blades for pure wood cutting
- Packaging: In a plastic tube with hanger

|              | <br>731151 |   | <br>g |
|--------------|------------|---|-------|
| RECIP-SET-5  | 8236434    | 1 | 75    |
| RECIP-SET-10 | 8236441    | 1 | 155   |


### RECIP-SET-5

3840-100-14-SC, 3840-150-5/8-SL, 3840-150-14-ST, 3840-150-24-ST, 3842-150-7-SL



### RECIP-SET-10

3840-100-6-ST, 3840-100-10-SC, 3840-100-18-SC, 3840-100-24-ST, 3840-150-5/8-SL, 3840-150-10-ST, 3840-150-14-ST, 3840-150-18-ST, 3840-150-24-ST, 3842-150-7-SL



## 3840



## PALLET BLADE

- The pallet repair blade is developed in close co-operation with pallet repair shops
- The unique front design prevents the blade front getting stuck in close by wood beams, when cutting nails in damaged parts of the pallet
- By increasing the shank radius we have improved the fatigue strength
- 10/14 TPI has proved to be the most popular toothing amongst users in pallet repair shops. This toothing has good material removal rate in wood with nails and high strength to tooth breakage
- The packing quantities are 10 or 100 pcs in plastic tubes

|                          | <br>731151 |    | <br>mm | <br>mm | <br>T <sub>1/4"</sub> |    | <br>g |
|--------------------------|------------|----|--------|--------|-----------------------|----|-------|
| 3840-228-10/14-PR09-10P  | 8255190    | 10 | 228    | 0.9    | 10/14                 | PR | 300   |
| 3840-228-10/14-PR13-10P  | 8255206    | 1  | 228    | 1.3    | 10/14                 | PR | 410   |
| 3840-228-10/14-PR09-100P | 8255213    | 1  | 228    | 0.9    | 10/14                 | PR | 2850  |
| 3840-228-10/14-PR13-100P | 8255220    | 1  | 228    | 1.3    | 10/14                 | PR | 4000  |



# RECIPROCATING SAWBLADES

## 3840-P

### PALLET BLADE



- Especially developed sawblade for transport pallet repairs
- Blades produced in Sandflex® bi-metal, 24 TPI
- Used in pneumatic hand held saw machines, type Cengar, Ingersoll-Rand or similar to cut nails in order to replace damaged parts on a transport pallet
- 100 blades are packed in a hard plastic box

|             |                   |     |           |            |           |   |         |
|-------------|-------------------|-----|-----------|------------|-----------|---|---------|
|             |                   |     |           |            |           |   |         |
| 3840-220-24 | 731151<br>8182366 | 100 | 220<br>mm | 0.75<br>mm | 24<br>TPI | - | 16<br>g |

## 3842

### WOOD CUTTING CARBON BLADES



- New blades with special tothing for all-round wood-cutting
- Slope (SL) shape for various types of cuts
- The tothing allows considerably faster cutting compared to traditional blades
- The blade is coated for minimum friction

|                   |                   |   |           |            |          |    |          |
|-------------------|-------------------|---|-----------|------------|----------|----|----------|
|                   |                   |   |           |            |          |    |          |
| 3842-150-7-SL-5P  | 731151<br>8236298 | 5 | 150<br>mm | 1.07<br>mm | 7<br>TPI | SL | 110<br>g |
| 3842-228-7-SL-5P  | 8236311           | 5 | 228<br>mm | 1.07<br>mm | 7<br>TPI | SL | 180<br>g |
| 3842-300-7-SL-5P  | 8236335           | 5 | 300<br>mm | 1.07<br>mm | 7<br>TPI | SL | 245<br>g |
| 3842-150-7-SL-10P | 8238902           | 1 | 150<br>mm | 1.07<br>mm | 7<br>TPI | SL | 180<br>g |
| 3842-228-7-SL-10P | 8238896           | 1 | 228<br>mm | 1.07<br>mm | 7<br>TPI | SL | 315<br>g |
| 3842-300-7-SL-10P | 8238919           | 1 | 300<br>mm | 1.07<br>mm | 7<br>TPI | SL | 435<br>g |

## 3845

### SANDFLEX® CAR BODY SAWBLADES



- Car body sawblades for pneumatic and electrical machines, type Shinano, Chicago-Pneumatic or similar
- Designed to cut in thin sheet metal. Mostly used in car body workshops or in HVAC applications
- Sandflex® bi-metal blade material for effective performance and long lasting blade life
- Packed in easy-to-use hard plastic cassette of 10 blades (-10P)

|             |                   |   |          |          |           |         |
|-------------|-------------------|---|----------|----------|-----------|---------|
|             |                   |   |          |          |           |         |
| 3845-18-10P | 731151<br>8101602 | 1 | 18<br>mm | 90<br>mm | >5<br>mm  | 48<br>g |
| 3845-24-10P | 8101619           | 1 | 24<br>mm | 90<br>mm | 2-5<br>mm | 48<br>g |
| 3845-32-10P | 8101626           | 1 | 32<br>mm | 90<br>mm | 0-2<br>mm | 48<br>g |



## 3846

### CARBIDE BLADES



- A new wide range of 3 and 6 TPI carbide tipped blades for cutting of non-ferrous materials such as lightweight concrete, bricks, fibreglass
- Carbide Grit for cutting hard materials such as tiles, ceramics and glass
- Comes in two shapes, Slope (SL) shape for various types of cuts and Standard (ST) shape for fast and aggressive straight cuts

|                  | <br>731151 |   | <br>mm | <br>mm | <br>TPI |    | <br>g |
|------------------|------------|---|--------|--------|---------|----|-------|
| 3846-150-6-SL-1P | 8236359    | 5 | 150    | 1.25   | 6       | SL | 45    |
| 3846-228-3-ST-1P | 8236397    | 5 | 228    | 1.25   | 3       | ST | 70    |
| 3846-300-3-ST-1P | 8236403    | 5 | 300    | 1.5    | 3       | ST | 110   |
| 3846-100-G-ST-2P | 8236410    | 5 | 100    | 0.89   | Grit    | ST | 45    |
| 3846-150-G-ST-2P | 8236427    | 5 | 150    | 0.89   | Grit    | ST | 65    |

## 3844

### MEAT CUTTING BLADE



- Reciprocating blade made for cutting in meat/bone and frozen materials
- 3 TPI blade made in stainless steel

|                    | <br>731151 |    | <br>mm | <br>mm | <br>TPI |   | <br>g |
|--------------------|------------|----|--------|--------|---------|---|-------|
| 3844-300-3-MEAT-1P | 8267605    | 10 | 300    | 1.25   | 3       | - | 60    |



91

## JIG SAWS FOR WOOD



- These blades fit AEG, Atlas Copco, Bosch, DeWalt, Hitachi, Makita, Metabo, Milwaukee and similar machines
- Standardized T-Shank (also referred to as Euro shank)
- Type of blades:
  - HCS: Carbon steel, is suitable for cutting through wood, plastic and other soft materials
  - BiM: Bi-metal combines the cutting performance of HSS with the flexibility of carbon steel, the saw blades are shatterproof and suitable for cutting through all types of material. A new progressive toothing has been introduced on our universal progressive blade
- The progressivity gives many fine teeth close to the shank, good when cutting in thin material, the teeth then become coarser and more effective further out from the shank allowing thicker material to be processed
- Packaging:
  - 5P = 5 blades packed on informative card

\* reversed teeth

|           | <br>731151 |   | <br>T/mm | A<br>mm |    | <br>mm | <br>g |
|-----------|------------|---|----------|---------|----|--------|-------|
| 91-434-5P | 8260026    | 1 | 8        | 116     | 1  | BiM    | 45    |
| 91-444-5P | 8260033    | 1 | 6        | 152     | 3  | BiM    | 45    |
| 91-023-5P | 8032593    | 1 | 8        | 100     | 2  | HCS    | 45    |
| 91-027-5P | 8032616    | 1 | 12       | 75      | 2  | HCS    | 45    |
| 91-143-5P | 8032630    | 1 | 6        | 100     | 3  | HCS    | 45    |
| 91-148-5P | 8032654    | 1 | 6        | 100     | 3  | HCS    | 45    |
| 91-223-5P | 8032661    | 1 | 10       | 100     | 1  | HCS    | 45    |
| 91-226-5P | 8032685    | 1 | 10       | 100     | *1 | HCS    | 45    |
| 91-243-5P | 8032692    | 1 | 6        | 100     | 1  | HCS    | 45    |
| 91-412-5P | 8260040    | 1 | 20       | 76      | 1  | BiM    | 45    |
| 91-443-5P | 8032722    | 1 | 6        | 100     | 1  | BiM    | 45    |
| 91-233-5P | 8260057    | 1 | 8        | 116     | 1  | HCS    | 45    |

91

## JIG SAWS FOR WOOD AND METAL



91-623



91-2PW




- These blades fit AEG, Atlas Copco, Bosch, DeWalt, Hitachi, Makita, Metabo, Milwaukee and similar machines
- Standardized T-Shank (also referred to as Euro shank)
- Type of blades:
  - HCS: Carbon steel, is suitable for cutting through wood, plastic and other soft materials
  - BiM: Bi-metal combines the cutting performance of HSS with the flexibility of carbon steel, the saw blades are shatterproof and suitable for cutting through all types of material
- A new progressive toothing has been introduced on our universal progressive blade
- The progressivity gives many fine teeth close to the shank, good when cutting in thin material, the teeth then become coarser and more effective further out from the shank allowing thicker material to be processed
- Packaging:
  - 5P = 5 blades packed on informative card

|            | <br>731151 |   | <br>T/mm | A<br>mm |   | <br>mm | <br>g |
|------------|------------|---|----------|---------|---|--------|-------|
| 91-2PW-5P  | 8260163    | 1 | Prog     | 116     | 2 | HCS    | 45    |
| 91-4PWM-5P | 8260170    | 1 | Prog     | 132     | 2 | BiM    | 45    |
| 91-623-5P  | 8260641    | 1 | 10       | 116     | 2 | BiM    | 45    |



91

## JIG SAWS FOR METAL



- These blades fit AEG, Atlas Copco, Bosch, DeWalt, Hitachi, Makita, Metabo, Milwaukee and similar machines
- Standardized T-Shank(also referred to as Euro shank)
- Type of blades:  
 HSS: High Speed Steel is long lasting and will cut through most materials  
 BiM: Bi-metal combines the cutting performance of HSS with the flexibility of carbon steel, the saw blades are shatterproof and suitable for cutting through all types of material CT: Carbide Tipped, for abrasive materials, ceramics, reinforced plastic, marble, glass HM: Hard Metal
- A new progressive toothing has been introduced on our universal progressive blade
- The progressivity gives many fine teeth close to the shank, good when cutting in thin material, the teeth then become coarser and more effective further out from the shank allowing thicker material to be processed
- Packaging:  
 -5P = 5 blades packed on informative card  
 -1P = 1 blade packed on informative card

|           | <br>731151 |   | <br>T/1" | A<br>mm |   | <br>mm | <br>g |
|-----------|------------|---|----------|---------|---|--------|-------|
| 91-3PM-5P | 8260156    | 1 | Prog     | 100     | 2 | HSS    | 45    |
| 91-433-5P | 8260101    | 1 | 8        | 100     | 2 | BiM    | 45    |
| 91-502-5P | 8032746    | 1 | 36       | 75      | 1 | HSS    | 45    |
| 91-512-5P | 8032753    | 1 | 24       | 75      | 2 | HSS    | 45    |
| 91-517-5P | 8032777    | 1 | 24       | 75      | 2 | HSS    | 45    |
| 91-522-5P | 8032784    | 1 | 14       | 75      | 2 | HSS    | 45    |
| 91-611-5P | 8260071    | 1 | 24       | 132     | 1 | BiM    | 45    |
| 91-612-5P | 8032814    | 1 | 24       | 75      | 2 | BiM    | 45    |
| 91-622-5P | 8060088    | 1 | 14       | 75      | 1 | BiM    | 45    |
| 91-7V1-5P | 8260118    | 1 | 10/14    | 132     | 2 | BiM    | 45    |
| 91-919-1P | 8260149    | 1 | 24       | 75      | 1 | HM/CT  | 45    |

91

## JIG SAWS OTHERS



- These blades fit AEG, Atlas Copco, Bosch, DeWalt, Hitachi, Makita, Metabo, Milwaukee and similar machines
- Standardized T-Shank (also referred to as Euro shank)
- Type of blades:  
 CT: Carbide Tipped, for abrasive materials. Ceramics, reinforced plastic, marble, glass  
 HM: Hard metal
- A new progressive toothing has been introduced on our universal progressive blade
- The progressivity gives many fine teeth close to the shank, good when cutting in thin material, the teeth then become coarser and more effective further out from the shank allowing thicker material to be processed
- Packaging:  
 -1P & -1 = 1 blade packed on informative card

|           | <br>731151 |   | <br>T/1" | A<br>mm |   | <br>mm | <br>g |
|-----------|------------|---|----------|---------|---|--------|-------|
| 91-840-1P | 8260125    | 1 | 6        | 100     | 3 | HM/CT  | 45    |
| 91-C13-1  | 8142162    | 1 | RIFF     | 75      | 3 | CT     | 11    |





# CIRCULAR SAW BLADES

8501

## ELECTRICAL HAND SAWS

- Cemented-carbide tipped circular saw blades for electrical hand saws for fast cuts in wooden materials
- Medium toothing blades made of hardened cold rolled steel
- Expansion slots to take up the expansion of the steel when in use
- Size range 125 mm to 400 mm diameter blades

|         | <br>731151 |   | A<br>mm | B<br>mm | C  | D<br>mm     | <br>g |
|---------|------------|---|---------|---------|----|-------------|-------|
| 8501-2  | 8004743    | 1 | 125     | 20      | 16 | 16 13 12.7  | 120   |
| 8501-3  | 8004750    | 1 | 130     | 20      | 16 | 16 13       | 130   |
| 8501-4  | 8008079    | 1 | 140     | 20      | 16 | 16 13       | 155   |
| 8501-5  | 8004774    | 1 | 150     | 20      | 18 | 16 13       | 180   |
| 8501-7  | 8004798    | 1 | 160     | 20      | 18 | 16          | 200   |
| 8501-10 | 8004828    | 1 | 170     | 30      | 18 | 20 16       | 215   |
| 8501-12 | 8004842    | 1 | 180     | 30      | 20 | 20 16       | 250   |
| 8501-13 | 8004859    | 1 | 184     | 30      | 24 | 28.6 20     | 275   |
| 8501-15 | 8004873    | 1 | 190     | 30      | 20 | 20          | 290   |
| 8501-16 | 8004880    | 1 | 200     | 30      | 20 | 25 20 18 16 | 320   |
| 8501-17 | 8004897    | 1 | 210     | 30      | 20 | 25 20 16    | 350   |
| 8501-22 | 8178888    | 1 | 230     | 30      | 20 | 25 16       | 500   |
| 8501-23 | 8004958    | 1 | 235     | 30      | 30 | 25 16       | 560   |
| 8501-28 | 8018894    | 1 | 250     | 30      | 24 | 25 20 16    | 650   |
| 8501-30 | 8237479    | 1 | 300     | 30      | 30 | 20          | 1445  |
| 8501-31 | 8237455    | 1 | 315     | 30      | 30 | 25          | 1570  |
| 8501-40 | 8282042    | 1 | 400     | 30      | 40 | 25          | 2760  |

8501-F / -XF

## ELECTRICAL HAND SAWS

- Cemented-carbide tipped circular saw blades for electrical hand saws for fast cuts in wooden materials
- Fine toothing blades made of hardened cold rolled steel
- Expansion slots to take up the expansion of the steel when in use
- XF = Extra fine toothing preferred for laminates and hard woods
- Size range 140 mm to 315 mm diameter

|           | <br>731151 |   | A<br>mm | B<br>mm | C  | D<br>mm     | <br>g |
|-----------|------------|---|---------|---------|----|-------------|-------|
| 8501-4F   | 8220914    | 1 | 140     | 20      | 24 | 16 13       | 165   |
| 8501-4XF  | 8281786    | 1 | 140     | 20      | 30 | 16 13       | 235   |
| 8501-5F   | 8220921    | 1 | 150     | 20      | 30 | 16 13       | 190   |
| 8501-7F   | 8220938    | 1 | 160     | 20      | 30 | 16          | 210   |
| 8501-10F  | 8220945    | 1 | 170     | 30      | 30 | 20 16       | 250   |
| 8501-12F  | 8220952    | 1 | 180     | 30      | 40 | 20 16       | 370   |
| 8501-13F  | 8220969    | 1 | 184     | 30      | 40 | 28.6 20     | 285   |
| 8501-15F  | 8220976    | 1 | 190     | 30      | 40 | 20          | 310   |
| 8501-16F  | 8220983    | 1 | 200     | 30      | 40 | 25 20 18 16 | 335   |
| 8501-17F  | 8220990    | 1 | 210     | 30      | 40 | 25 20 16    | 385   |
| 8501-22F  | 8221003    | 1 | 230     | 30      | 40 | 25 16       | 530   |
| 8501-23F  | 8018887    | 1 | 235     | 30      | 40 | 25 16       | 560   |
| 8501-28F  | 8221010    | 1 | 250     | 30      | 40 | 25 20 16    | 650   |
| 8501-28XF | 8281946    | 1 | 250     | 30      | 60 | 25 20 16    | 795   |
| 8501-30F  | 8237462    | 1 | 300     | 30      | 40 | 20          | 1100  |
| 8501-30XF | 8281984    | 1 | 300     | 30      | 60 | 20          | 1470  |
| 8501-31F  | 8237448    | 1 | 315     | 30      | 40 | 20          | 1300  |







## 8501-S

### OTHER ELECTRICAL SAWS



- Cemented-carbide tipped circular saw blades for chop saws, mitre saws & radial arm saws
- Trapezoidal toothing for cutting aluminium & plastics
- Blades made of hardened cold rolled steel
- Expansion slots to take up the expansion of the steel when in use
- Size range 210 mm to 300 mm diameter



|  | <br>731151 |  | A<br>mm | B<br>mm | C  | D<br>mm  | <br>g |
|---|---|---|---------|---------|----|----------|--|
| 8501-17S  | 8221027   | 1   | 210     | 30      | 48 | 25       | 580  |
| 8501-18S  | 8221034   | 1   | 216     | 30      | 48 | 25       | 595  |
| 8501-28S  | 8221041   | 1   | 250     | 30      | 80 | 25 20 16 | 770  |
| 8501-30S  | 8282240   | 1   | 300     | 30      | 96 | 20       | 1370   |





## 8501-SW

### OTHER ELECTRICAL SAWS



- Cemented-carbide tipped circular saw blades for chop saws, mitre saws and radial arm saws
- Fine 0 degree toothing blades made of hardened cold rolled steel
- Expansion slots to take up the expansion of the steel when in use
- Size range 216 mm to 300 mm diameter



|  | <br>731151 |  | A<br>mm | B<br>mm | C  | D<br>mm  | <br>g |
|---|---|---|---------|---------|----|----------|--|
| 8501-18SW   | 8221058   | 1   | 216     | 30      | 48 | 25       | 635  |
| 8501-28SW   | 8221065   | 1   | 250     | 30      | 60 | 25 20 16 | 795  |
| 8501-30SW   | 8282196   | 1   | 300     | 30      | 60 | 20       | 1400   |

# FILES & ROTARY BURRS

---

**Bahco's file range represents the accumulated knowledge of more than 160 years of file production.**

Drawing on this experience, Bahco has continuously developed and improved the design of this most critical of products, applying state-of-the-art manufacturing methods to its production.

Rigorous quality control is built into the product, from the incoming raw material of the highest grade to the finished products, which delivers consistent performance.

Of course, all Bahco files fulfil the requirements issued by the following standards: ISO 234/1 & 2, DIN File Standards, BS 498:1990, US Fed.spec. GGG-F-325b/GGG-F-331b.

# Chapter Index

---

|                               |         |
|-------------------------------|---------|
| ENGINEERING FILES             | 72-84   |
| NEEDLE FILES                  | 85-91   |
| DIAMOND FILES                 | 91-92   |
| MILLED TOOTH FILES            | 93-94   |
| SHARPENING FILES              | 94-103  |
| CHAIN SAW FILES               | 103-105 |
| RASPS                         | 106-108 |
| ACCESSORIES                   | 108-111 |
| TUNGSTEN CARBIDE ROTARY BURRS | 112-123 |
| HSS ROTARY BURRS              | 124-131 |
| AUTOMOTIVE                    | 132     |

# ERGONOMIC HANDLES



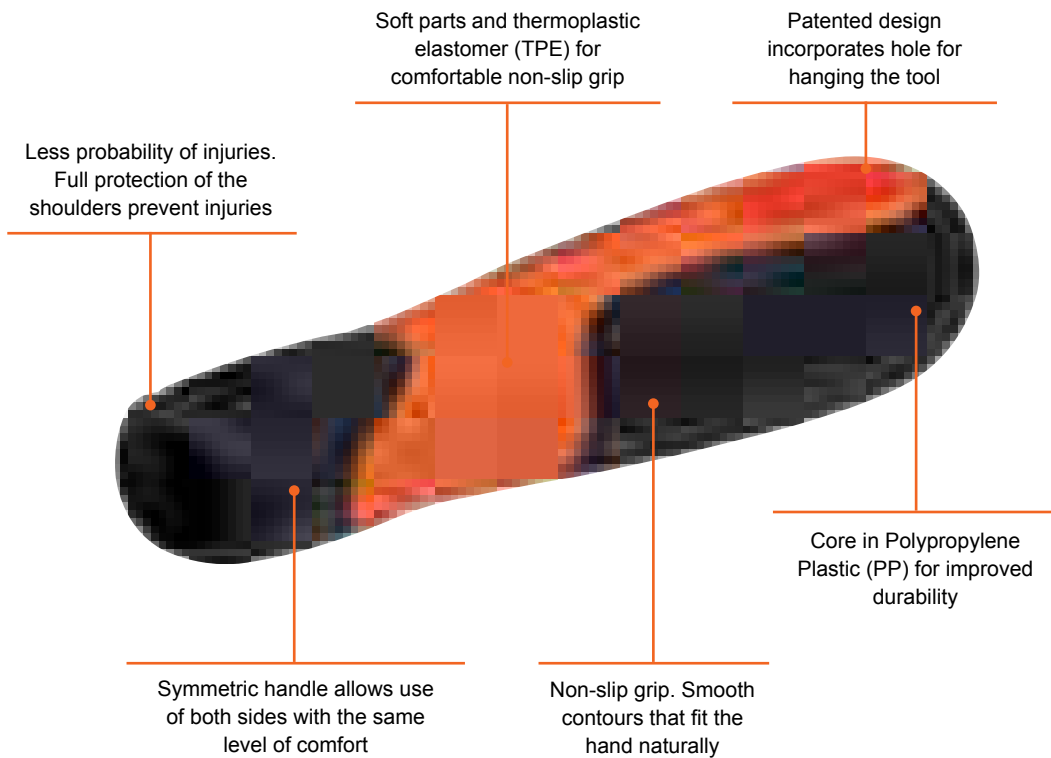
Our file handles are ergonomically designed, following the Bahco ERGO™ Process, to reduce muscle tension and the risk of injury. The hard polypropylene core, covered with a thermoplastic elastomer, provides a comfortable non-slip grip, and the handle's smooth contours fit into the hand naturally.

As a safety feature, the handle covers the tang and shoulder completely. This prevents the hand from slipping off the handle onto the file blade. Bahco supplies most popular files complete with a symmetric handle to allow the user to grip it comfortably regardless of which side of the file is used.

**THREE DIFFERENT SHAPES & SIZES WITH 12 DIFFERENT INSERTS: small - medium - large**



## PATENTED DESIGN IMPROVES SAFETY AND COMFORT

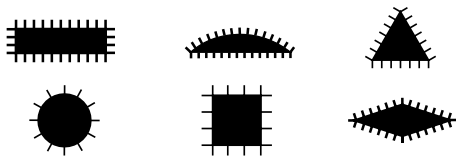


# WHICH FILE TO USE DEPENDS ON THE WORK MATERIAL AND THE DESIRED FINISH

Hand files are divided into four main categories: engineering files, needle files, sharpening files and milled files (including PANSAR® blades).


The Bahco range includes all types, easily meeting national and international standards.

## TYPE AND SHAPE



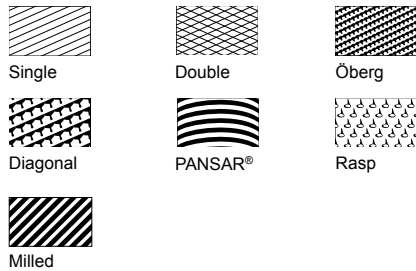
Files vary in shape and use and are named thereafter. The most common types are: hand, flat, half-round, three-square, round, square, and double-edge.

## LENGTH



The Bahco range includes sizes from 4" (100 mm) in length to 12" (300 mm), depending on type. The most suitable file length depends entirely on the work to be done. The length of the file is always stated excluding the tang, with exception of needle files where this is included.

## TOOTH TYPE AND CUT



The tothing of a file can vary in a number of ways. The type of cut chosen depends on the work material, the desired rate of material removal and the desired finish. The most common cuts are: single cut, double cut, Öberg cut, diagonal cut, milled cut, PANSAR® and rasp cut.

For all engineering, needle and sharpening files, the coarseness of the cut is given in number of whole teeth per cm along the length of the file. The most common degrees of coarseness are bastard, second and smooth.

Rule of thumb is the coarser the cut, the more material is removed.



For diagonal files, milled files and PANSAR® blades, the degree of coarseness is given in number of whole teeth per inch. The coarseness of the rasps is expressed in number of tooth tips per cm<sup>2</sup>.



## CHOOSE A FILE ACCORDING TO THE WORK OPERATION

|                                  | SINGLE CUT | DOUBLE CUT |        |        | ÖBERG CUT | DIAGONAL | MILLED PANSAR® | RASP |
|----------------------------------|------------|------------|--------|--------|-----------|----------|----------------|------|
|                                  |            | BASTARD    | SECOND | SMOOTH |           |          |                |      |
| Fine filing<br>Sharpening        | ●          |            | ◐      | ●      | ◐         |          | ●              |      |
| Deburring<br>Edging              | ●          | ◐          | ●      | ●      | ◐         | ◐        | ◐              |      |
| Rough filing<br>Material removal |            | ●          |        |        | ●         | ●        |                | ●    |

## CHOOSE A FILE ACCORDING TO THE WORK MATERIAL

-  best choice, recommended  
 good choice, adequate

|                        | SINGLE CUT | DOUBLE CUT |        |        | ÖBERG CUT | DIAGONAL | MILLED PANSAR® | RASP |
|------------------------|------------|------------|--------|--------|-----------|----------|----------------|------|
|                        |            | BASTARD    | SECOND | SMOOTH |           |          |                |      |
| High alloy steel       | ●          | ◐          | ●      | ●      | ◐         |          | ●              |      |
| Unhardened steel       | ●          | ●          | ●      | ●      | ●         | ●        | ●              |      |
| Cast iron              |            | ●          | ●      | ◐      | ●         | ●        |                |      |
| Brass, bronze          |            | ●          | ●      | ◐      | ●         | ●        | ●              |      |
| Aluminium              |            | ◐          |        |        |           | ●        | ●              |      |
| Wood and hard plastics |            |            |        |        | ◐         | ◐        | ●              | ●    |

## CHOOSING TRIANGULAR TAPER FILES FOR DIFFERENT TYPES OF SAW


A hardpoint saw cannot be filed. Therefore, when sharpening a fileable saw, use the longest file possible for smooth and efficient filing.

tooth pitch



When choosing a file for sharpening a saw, it is important to know the pitch of the saw, which is usually expressed in number of whole teeth per inch.

number of whole teeth per inch



The following rule applies to choosing triangular taper files for universal and rip-toothed saws, especially for bandsaws:  $A > a + b$



### SAW FILE TABLE

| UNIVERSAL AND CROSS-TOOTHED HAND SAWS |                        |     |     |     |     |
|---------------------------------------|------------------------|-----|-----|-----|-----|
| Teeth / inch                          | File type No. / length |     |     |     |     |
|                                       | 183                    | 186 | 187 | 188 | 190 |
| 2 1/2                                 | 10"                    |     |     |     |     |
| 3                                     | 8"                     |     |     |     |     |
| 3 1/2                                 | 7"                     |     |     |     |     |
| 4                                     | 6"                     | 8"  |     |     |     |
| 4 1/2                                 | 5"                     | 8"  |     |     |     |
| 5                                     | 5"                     | 7"  |     |     |     |
| 6                                     | 4"                     | 6"  | 7"  |     |     |
| 7                                     |                        | 5"  | 6"  |     | 8"  |
| 8                                     |                        | 5"  | 5"  | 6"  | 7"  |
| 9                                     |                        | 4"  | 5"  | 6"  | 6"  |
| 10                                    |                        |     | 4"  | 5"  |     |
| 11                                    |                        |     |     | 5"  |     |
| 12, 13                                |                        |     |     | 4"  |     |
| 14, 15                                |                        |     |     | 4"  |     |

| BANDSAW BLADES |             |                        |        |        |        |
|----------------|-------------|------------------------|--------|--------|--------|
| Teeth / inch   | Edge radius | File type No. / length |        |        |        |
|                |             | 192                    | 202    | 203    | 204    |
| 2 1/2          | 1,4         | 8"                     |        |        | 8 1/2" |
| 3              | 1,3         | 7"                     | 8 1/2" |        |        |
| 3 1/2          | 1,2         | 6"                     |        |        |        |
| 4              | 1,1         | 5"                     |        |        |        |
| 4 1/2          | 1,0         |                        |        |        |        |
| 5              | 0,7         |                        |        | 8 1/2" |        |




| STRAIGHT SAW BLADES |   |
|---------------------|---|
| Teeth / inch        | File type No. / length  |
| 3 1/2-4             | 8" double edge saw file 270   |
| 4 1/2-5             | 5" double edge saw file 270 or<br>6" double edge saw file Wasa® 272 |
| 5 1/2-8             | 5" or 6" double edge saw file Wasa® 272                             |



## TABLE OF FLAT SHARPENING FILES

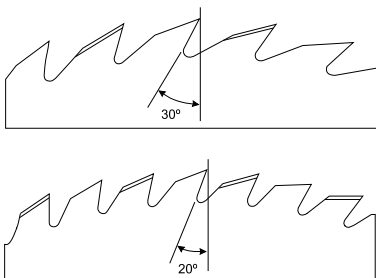
Flat sharpening files are intended primarily for sharpening steel saw blades. They are also very useful as engineering files and sharpening files for

different types of edge tools. As engineering files, they are ideal for all types of work where a high surface finish is required.

| CROSS SECTION OF FILE   | FILE NO.   | USE   |
|---|------------|---|
| Flat files with<br>1 round edge and<br>1 straight edge<br> | 138<br>144 | These files are primarily intended for sharpening various types of saw blades. The files are also suitable for polishing, deburring work, material removal and draw filing. |
| Flat files with<br>2 round edges<br>                       | 140        | A file developed especially for circular and bandsaw blades as well as for felling and gang saws with fine toothing. This file can also be used for rounding the gullets.   |
| Flat files with<br>2 straight edges<br>                    | 142        | A universal sharpening file for agricultural tools such as axes and hoes. The file can also be used for polishing and deburring work on lathes.                             |

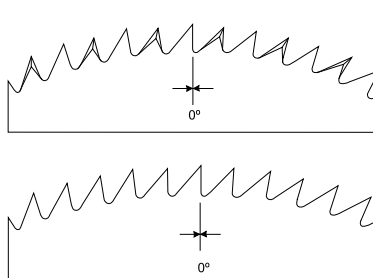
## CIRCULAR AND FELLING SAWS

Tooth shapes A and D




| TOOTH<br>PITCH<br>mm | FILE<br>LENGTH |     |
|----------------------|----------------|-----|
|                      | inch           | mm  |
| 39-44                | 14             | 350 |
| 32-38                | 12             | 300 |
| 26-31                | 10             | 250 |
| 21-25                | 8              | 200 |
| 17-20                | 6              | 150 |

Tooth shapes F and C



| TOOTH<br>PITCH<br>mm | FILE<br>LENGTH |     |
|----------------------|----------------|-----|
|                      | inch           | mm  |
| 26-31                | 14             | 350 |
| 21-25                | 12             | 300 |
| 17-20                | 10             | 250 |
| 13-16                | 8              | 200 |
| 10-12                | 6              | 150 |



## FILE HANDLE SELECTION. ENGINEERING FILES AND RASPS

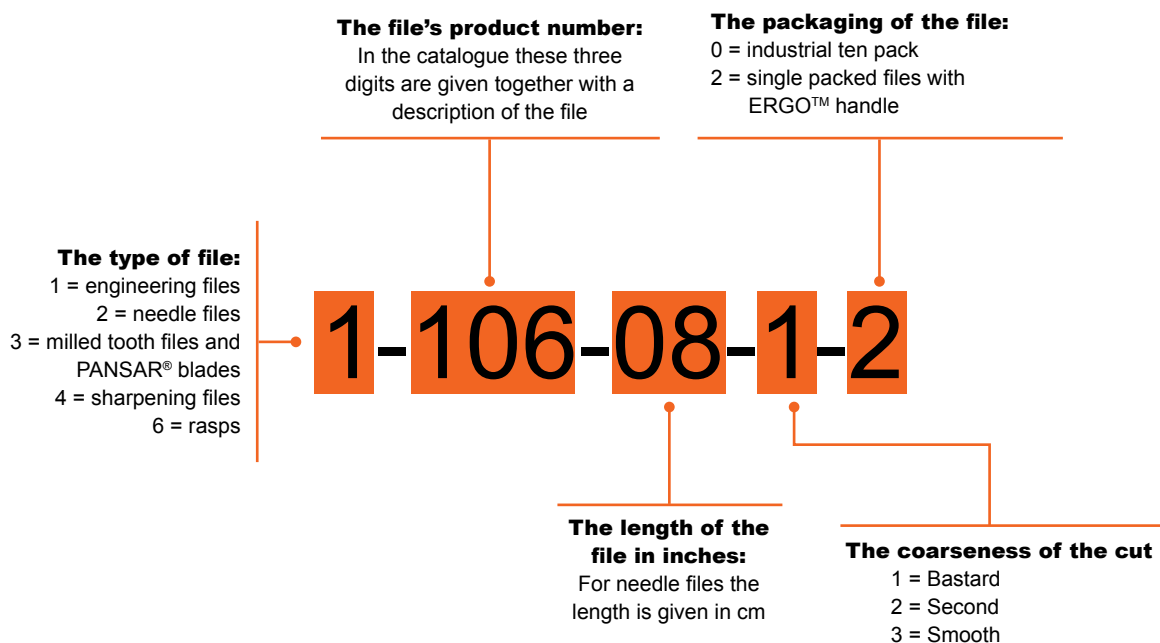
The table below is to support the handle selection for the engineering files and rasps, you can find a quick and reliable link between the different files

and the handle that goes with it. For example: if you want a handle for the 1-100-04-1-0 file, the ones that fits are both, 9-484-5.2-10 or 9-484-5.2-1P.

| SHAPE | CODE  | 4'' | 6'' | 7'' | 8'' | 10'' | 12'' | 14'' |
|-------|-------|-----|-----|-----|-----|------|------|------|
|       | 1-100 | 5,2 | 05  |     | 09  | 09   | 13   | 13   |
|       | 1-104 |     |     |     |     | 09   | 13   | 13   |
|       | 1-106 |     |     |     | 09  | 09   | 13   |      |
|       | 1-110 | 5,2 | 05  |     | 09  | 09   | 13   | 13   |
|       | 1-111 | 5,2 | 04  |     |     |      |      |      |
|       | 1-143 |     | 04  |     | 06  | 09   | 13   | 13   |
|       | 1-160 | 3,2 | 04  |     | 05  | 05   | 08   |      |
|       | 1-170 | 3,2 | 04  |     | 07  | 05   | 08   |      |
|       | 1-210 | 5,2 | 05  |     | 09  | 09   | 13   | 13   |
|       | 1-230 | 3,2 | 04  |     | 05  | 05   | 08   | 13   |
|       | 1-320 |     |     |     | 09  | 09   | 13   |      |
|       | 6-342 |     | 06  |     | 09  | 09   |      |      |
|       | 6-343 |     |     |     | 06  | 09   |      |      |
|       | 6-344 |     |     |     | 09  | 09   |      |      |
|       | 6-345 |     |     |     | 05  | 05   |      |      |

## ARTICLE CODE STRUCTURE

The product codes of Bahco files have been chosen logically with each digit carrying an identifying piece of information. Most codes follow the code structure explained below.



# ROTARY BURRS

Bahco Rotary Burrs are used to deburr irregular objects or to complete finishing work inside a confined space.

The burrs are manufactured in two different materials, tungsten carbide or high-speed steel. The choice of material depends on the application. The carbide rotary burr is an indispensable tool, used

in a large number of industrial sectors including aviation, shipping, automotive and the chemical industry, to mention just a few. Its application areas encompass machining cast iron, cast steel, carbon steel, alloy steel, stainless steel, hardened steel, copper and aluminium.


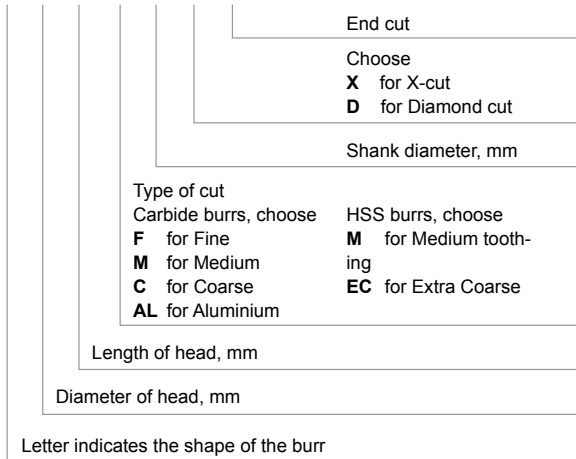
## IDENTIFICATION SYSTEM

High Speed Steel rotary burrs

**HSSG - A 12 25 M** HSS = High Speed Steel. G = Ground.

Tungsten carbide rotary burrs

**A 12 25 M 06 X E**



## CHOOSE THE RIGHT ROTARY BURRS

| TOOTHING      |  | TUNGSTEN CARBIDE BURRS  | HIGH-SPEED STEEL (HSS) BURRS  |
|---------------|--|---|---|
| Fine          |  | For hard and/or tough materials where a smooth surface finish is required and removal demands are modest. |   |
| Medium        |  | For machining hard and/or tough materials under normal conditions.  | For machining unhardened steel and other moderately hard materials under normal conditions.   |
| Coarse        |  | Particularly suitable for machining stainless steel, soft materials or light alloys.                      |   |
| AL-cut        |  | For machining aluminium. Wax should be used to avoid chip build-up.                                       |   |
| Extra Coarse  |  | Blunt.  | For soft materials when good stock removal is required. Prevents chip build-up between teeth. |
| X-cut         |  | For hard and soft materials. Produces short and blunt chips. Runs smoothly even at low cutting speeds.    |   |
| Diamond-cut   |  | For heat treated and tough alloy steels and epoxy. Excellent finish. Minimal axial forces.                |   |
| Chip-breakers |  |   | Produces short chips. Runs smoothly even at low cutting speeds.                               |
| End cut       |  | Cylindrical burrs (A) and inverted cone burrs (N) can be supplied with end cut.                           |   |

Rotary burrs can be classified by cut into four major groups: fine, medium, coarse and extra coarse (which AL-cut belongs to). As a general rule, a fine cut is selected for hard materials and when a good surface finish is required. Note the exception is stainless steel, which needs a coarse cut. A coarse cut is selected for soft materials and for high stock removal demands.

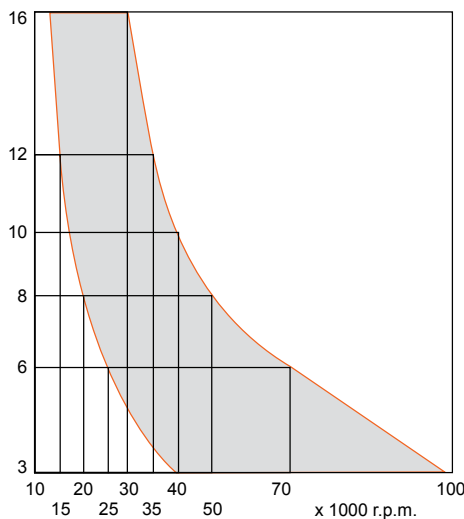
It should be pointed out, however, that a smaller diameter burr will have a finer cut than a larger diameter burr belonging to the same cut category, for example, medium-cut. Therefore, the number of teeth is also indicated in addition to the type of cut for each rotary burr.

### RECOMMENDED OPERATING SPEEDS R.P.M.

| TUNGSTEN CARBIDE |  |   |  |
|------------------|--|---|--|
| Head<br>Ø mm     | Hardened steels,<br>high-strength<br>materials | Unhardened steels,<br>softer materials and<br>cast iron | Soft materials,<br>aluminium, thermo-<br>plastics, brass |
|                  | R.P.M x 1000                                   | R.P.M x 1000  | R.P.M x 1000   |
| 3                | 40 - 80  | 50 - 90   | 50 - 100   |
| 6                | 25 - 60  | 30 - 60   | 30 - 70  |
| 8                | 20 - 45  | 25 - 50   | 25 - 50  |
| 10               | 17 - 40  | 20 - 40   | 20 - 40  |
| 12               | 15 - 30  | 17 - 30   | 17 - 35  |
| 16               | 12 - 25  | 15 - 25   | 15 - 30  |

| HIGH SPEED STEEL |   |   |
|------------------|---|---|
| Head<br>Ø mm     | Unhardened steels,<br>softer materials and<br>cast iron | Soft materials,<br>aluminium,<br>thermoplastics,<br>brass |
|                  | R.P.M x 1000  | R.P.M x 1000  |
| 6                | 5 - 20  | 20 - 40   |
| 10               | 3 - 10  | 10 - 30   |
| 12               | 1 - 10  | 10 - 30   |
| 16               | 1 - 8   | 10 - 25   |


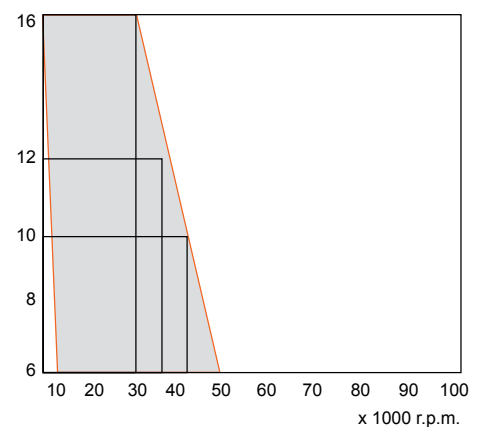
**BURR HEAD, Ø MM**



For machining in harder materials use lower speed and finer cut.

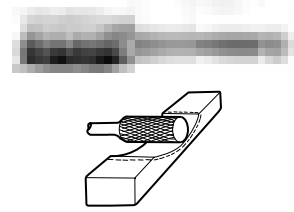
Note that the cutting performance depends on the machine's bearing condition and the characteristics of the machine (the cutting speed must not slow down when deburring).

**BURR HEAD, Ø MM**



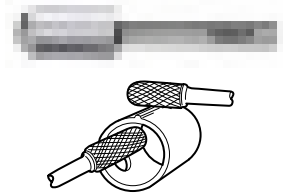
## A = Cylindrical

| 3 mm          | 6 mm       | 8 mm       | 10 mm      | 12 mm      | 16 mm      |
|---------------|------------|------------|------------|------------|------------|
| A0313C03      | A0610F06D  | A0810F06D  | A1020C06   | A1225AL06E | A1625C06   |
| A0313F03      | A0613M03X  | A0820C06   | A1020F06   | A1225AL08E | A1625C08   |
| A0313F03E     | A0616AL06E | A0820F06   | A1020M06   | A1225C06   | A1625F06   |
| A0313M03      | A0616C06   | A0820F06E  | A1020M06E  | A1225C08   | A1625F08   |
| A0313M03E     | A0616F06   | A0820M06   | A1020M06X  | A1225F06   | A1625M06   |
| A0313M03X     | A0616M06   | A0820M06E  | A1020M06XE | A1225F06E  | A1625M06X  |
| A0313M03XE    | A0616M06DE | A0820M06X  | A1040M06X  | A1225F08   | A1625M06XE |
| A0313M03XE-60 | A0616M06E  | A0820M06XE | A1050M06X  | A1225M06   | A1625M08   |
| A0313M03XE-80 | A0616M06X  |            |            | A1225M06DE | A1625M08E  |
| A0320M03X     | A0616M06XE |            |            | A1225M06E  | A1625M08X  |
|               | A0625M06X  |            |            | A1225M06X  | A1625M08XE |
|               |            |            |            | A1225M06XE |            |
|               |            |            |            | A1225M08   |            |
|               |            |            |            | A1225M08E  |            |
|               |            |            |            | A1225M08X  |            |
|               |            |            |            | A1225M08XE |            |



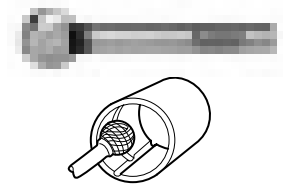
## C = Cylindrical round nose

| 3 mm      | 6 mm      | 8 mm      | 10 mm     | 12 mm     | 16 mm     |
|-----------|-----------|-----------|-----------|-----------|-----------|
| C0313C03  | C0613M03X | C0820C06  | C1020C06  | C1225AL06 | C1625C06  |
| C0313F03  | C0616AL06 | C0820F06  | C1020F06  | C1225AL08 | C1625C08  |
| C0313M03  | C0616C06  | C0820M06  | C1020M06  | C1225C06  | C1625F06  |
| C0313M03X | C0616F06  | C0820M06X | C1020M06X | C1225C08  | C1625F08  |
|           | C0616M03X |           |           | C1225F06  | C1625M06  |
|           | C0616M06  |           |           | C1225F08  | C1625M06X |
|           | C0616M06D |           |           | C1225M06  | C1625M08  |
|           | C0616M06X |           |           | C1225M06X | C1625M08X |
|           |           |           |           | C1225M08  |           |
|           |           |           |           | C1225M08X |           |




## D = Spherical

| 3 mm      | 6 mm      | 8 mm      | 10 mm     | 12 mm     | 16 mm     |
|-----------|-----------|-----------|-----------|-----------|-----------|
| D0303C03  | D0605M03X | D0807C06  | D1009C06  | D1211AL06 | D1614C06  |
| D0303F03  | D0606C06  | D0807F06  | D1009F06  | D1211AL08 | D1614C08  |
| D0303M03  | D0606F06  | D0807M06  | D1009M06  | D1211C06  | D1614F06  |
| D0303M03X | D0606M06  | D0807M06X | D1009M06X | D1211F06  | D1614F08  |
|           | D0606M06X |           |           | D1211F06D | D1614M06  |
|           |           |           |           | D1211M06  | D1614M06X |
|           |           |           |           | D1211M06X | D1614M08  |
|           |           |           |           |           | D1614M08X |



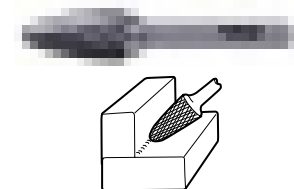
## E = Oval

| 3 mm      | 6 mm      | 8 mm      | 10 mm     | 12 mm     | 16 mm     |
|-----------|-----------|-----------|-----------|-----------|-----------|
| E0308C03  | E0614C06  | E0816C06  | E1018C06  | E1222C06  | E1625C06  |
| E0308F03  | E0614F06  | E0816F06  | E1018F06  | E1222C08  | E1625C08  |
| E0308M03  | E0614M06  | E0816M06  | E1018M06  | E1222F06  | E1625F06  |
| E0308M03X | E0614M06X | E0816M06X | E1018M06X | E1222F08  | E1625F08  |
|           |           |           |           | E1222M06  | E1625M06  |
|           |           |           |           | E1222M06X | E1625M06X |
|           |           |           |           | E1222M08  | E1625M08  |
|           |           |           |           | E1222M08X | E1625M08X |




## F = Arch round nose

| 3 mm      | 6 mm      | 8 mm      | 10 mm     | 12 mm     | 16 mm     |
|-----------|-----------|-----------|-----------|-----------|-----------|
| F0313C03  | F0612C04  | F0820C06  | F1020C06  | F1225AL06 | F1625C06  |
| F0313F03  | F0612F04  | F0820F06  | F1020F06  | F1225AL08 | F1625C08  |
| F0313M03  | F0612M04  | F0820M06  | F1020M06  | F1225C06  | F1625F06  |
| F0313M03X | F0612M04X | F0820M06X | F1020M06X | F1225C08  | F1625F08  |
|           | F0613M03X |           |           | F1225F06  | F1625M06  |
|           | F0618AL06 |           |           | F1225F08  | F1625M06X |
|           | F0618C06  |           |           | F1225M06  | F1625M08  |
|           | F0618F06  |           |           | F1225M06X | F1625M08X |
|           | F0618M06  |           |           | F1225M08  |           |
|           | F0618M06X |           |           | F1225M08X |           |




## G = Arch pointed nose

| 3 mm      | 6 mm       | 8 mm       | 10 mm      | 12 mm     | 16 mm     |
|-----------|------------|------------|------------|-----------|-----------|
| G0313C03  | G0613M03X  | G0820C06   | G1020C06   | G1225C06  | G1625C06  |
| G0313F03  | G0618C06   | G0820F06   | G1020F06   | G1225C08  | G1625C08  |
| G0313M03  | G0618F06   | G0820M06   | G1020M06   | G1225F06  | G1625F06  |
| G0313M03X | G0618M06   | G0820M06X  | G1020M06X  | G1225F08  | G1625F08  |
|           | G0618M06X  | G0845M6.6X | G1050M8.3X | G1225M06  | G1625M06  |
|           | G0645M4.9X |            |            | G1225M06X | G1625M06X |
|           |            |            |            | G1225M08  | G1625M08  |
|           |            |            |            | G1225M08X | G1625M08X |



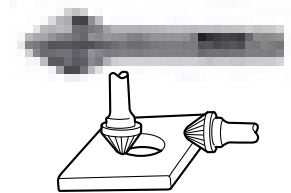
## H = Flame

| 3 mm | 6 mm      | 8 mm | 10 mm     | 12 mm     | 16 mm     |
|------|-----------|------|-----------|-----------|-----------|
|      | H0613M03X |      | H1025C06  | H1232M06  | H1635C06  |
|      |           |      | H1025F06  | H1232M06X | H1635C08  |
|      |           |      | H1025M06  |           | H1635F06  |
|      |           |      | H1025M06X |           | H1635F08  |
|      |           |      | H1025M08  |           | H1635M06  |
|      |           |      |           |           | H1635M06X |
|      |           |      |           |           | H1635M08  |
|      |           |      |           |           | H1635M08X |



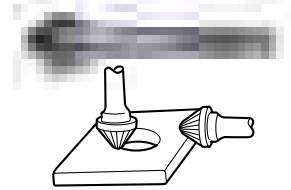
## J = 60° cone

| 3 mm | 6 mm     | 8 mm | 10 mm    | 12 mm    | 16 mm    |
|------|----------|------|----------|----------|----------|
|      | J0604C06 |      | J1010C06 | J1212M06 | J1616C06 |
|      | J0604F06 |      | J1010F06 |          | J1616C08 |
|      | J0604M06 |      | J1010M06 |          | J1616F06 |
|      |          |      |          |          | J1616F08 |
|      |          |      |          |          | J1616M06 |
|      |          |      |          |          | J1616M08 |




## K = 90° cone

| 3 mm | 6 mm     | 8 mm | 10 mm    | 12 mm    | 16 mm    |
|------|----------|------|----------|----------|----------|
|      | K0602C06 |      | K1008C06 | K1210C06 | K1612C06 |
|      | K0602F06 |      | K1008F06 | K1210F06 | K1612C08 |
|      | K0602M06 |      | K1008M06 | K1210M06 | K1612F06 |
|      |          |      |          |          | K1612F08 |
|      |          |      |          |          | K1612M06 |
|      |          |      |          |          | K1612M08 |



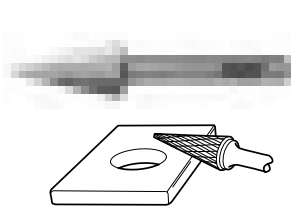
## L = Conical round nose

| 3 mm | 6 mm | 8 mm | 10 mm     | 12 mm     | 16 mm     |
|------|------|------|-----------|-----------|-----------|
|      |      |      | L1020C06  | L1225F06  | L1630C06  |
|      |      |      | L1020F06  | L1225M06  | L1630C08  |
|      |      |      | L1020M06  | L1225M06X | L1630F06  |
|      |      |      | L1020M06X | L1230AL06 | L1630F08  |
|      |      |      |           | L1230AL08 | L1630M06  |
|      |      |      |           | L1230C06  | L1630M06X |
|      |      |      |           | L1230F06  | L1630M08  |
|      |      |      |           | L1230M06  | L1630M08X |
|      |      |      |           | L1230M06X |           |



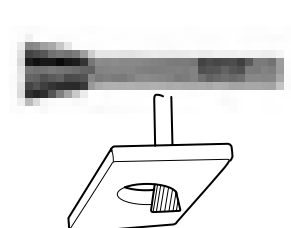
## M = Conical pointed nose

| 3 mm      | 6 mm      | 8 mm | 10 mm     | 12 mm     | 16 mm     |
|-----------|-----------|------|-----------|-----------|-----------|
| M0310C03  | M0613M03X |      | M1022C06  | M1227C06  | M1630C06  |
| M0310F03  | M0618C06  |      | M1022F06  | M1227C08  | M1630C08  |
| M0310M03  | M0618F06  |      | M1022M06  | M1227F06  | M1630F06  |
| M0310M03X | M0618M06  |      | M1022M06D | M1227F08  | M1630F08  |
|           | M0618M06X |      | M1022M06X | M1227M06  | M1630M06  |
|           |           |      |           | M1227M06X | M1630M06X |
|           |           |      |           | M1227M08  | M1630M08  |
|           |           |      |           | M1227M08X | M1630M08X |



## N = Inverted cone

| 3 mm      | 6 mm      | 8 mm | 10 mm | 12 mm     | 16 mm     |
|-----------|-----------|------|-------|-----------|-----------|
| N0306C03  | N0607C06  |      |       | N1213C06  | N1613C06  |
| N0306F03  | N0607F06  |      |       | N1213F06  | N1613C08  |
| N0306M03  | N0607M06  |      |       | N1213M06  | N1613F06  |
| N0306M03E | N0607M06E |      |       | N1213M06E | N1613F08  |
|           |           |      |       |           | N1613M06  |
|           |           |      |       |           | N1613M06E |
|           |           |      |       |           | N1613M06X |
|           |           |      |       |           | N1613M08  |





## 1-100...-0

### HAND FILE INDUSTRY PACK, UNHANDLED




- For filing flat surfaces, sharp corners and shoulders as well as for deburring
- To work in high-alloy tool steels, for the sharpening of heavy implements
- High removal rate
- Shape: Edges and surfaces parallel
- Surfaces double cut, one edge uncut, one edge single cut
- Type of cut: 1 = Bastard, 2 = Second, 3 = Smooth

|              | <br>731151 |    | A<br>mm | B<br>mm | C<br>mm | <br>T/cm |   | <br>g |
|--------------|------------|----|---------|---------|---------|----------|---|-------|
| 1-100-04-1-0 | 8019006    | 10 | 100     | 12      | 3.0     | 17       | 1 | 30    |
| 1-100-04-2-0 | 8019013    | 10 | 100     | 12      | 3.0     | 22       | 2 | 30    |
| 1-100-04-3-0 | 8019020    | 10 | 100     | 12      | 3.0     | 28       | 3 | 30    |
| 1-100-06-1-0 | 8019037    | 10 | 150     | 16      | 4.0     | 13       | 1 | 73    |
| 1-100-06-2-0 | 8019044    | 10 | 150     | 16      | 4.0     | 18       | 2 | 73    |
| 1-100-06-3-0 | 8019051    | 10 | 150     | 16      | 4.0     | 22       | 3 | 73    |
| 1-100-08-1-0 | 8019068    | 10 | 200     | 20      | 5.0     | 10       | 1 | 145   |
| 1-100-08-2-0 | 8019075    | 10 | 200     | 20      | 5.0     | 14       | 2 | 145   |
| 1-100-08-3-0 | 8019082    | 10 | 200     | 20      | 5.0     | 18       | 3 | 145   |
| 1-100-10-1-0 | 8019099    | 10 | 250     | 25      | 5.5     | 9        | 1 | 250   |
| 1-100-10-2-0 | 8019105    | 10 | 250     | 25      | 5.5     | 12       | 2 | 250   |
| 1-100-10-3-0 | 8019112    | 10 | 250     | 25      | 5.5     | 16       | 3 | 250   |
| 1-100-12-1-0 | 8019129    | 5  | 300     | 30      | 6.0     | 8        | 1 | 392   |
| 1-100-12-2-0 | 8019136    | 5  | 300     | 30      | 6.0     | 11       | 2 | 392   |
| 1-100-12-3-0 | 8019143    | 5  | 300     | 30      | 6.0     | 14       | 3 | 392   |
| 1-100-14-1-0 | 8019150    | 5  | 350     | 35      | 6.5     | 7        | 1 | 605   |
| 1-100-14-2-0 | 8019167    | 5  | 350     | 35      | 6.5     | 10       | 2 | 605   |

## 1-100...-2

### HAND FILE SINGLE PACK CARDED



- File handle developed according to the scientific ERGO™ process
- For filing flat surfaces, sharp corners and shoulders as well as for deburring
- To work in high-alloy tool steels, for the sharpening of heavy implements
- High removal rate
- Shape: Edges and surfaces parallel
- Surfaces double cut, one edge uncut, one edge single cut
- Type of cut: 1 = Bastard, 2 = Second, 3=Smooth

|              | <br>731151 |   | A<br>mm | B<br>mm | C<br>mm | <br>T/cm |   | <br>g |
|--------------|------------|---|---------|---------|---------|----------|---|-------|
| 1-100-04-1-2 | 8244125    | 5 | 100     | 12      | 3.0     | 17       | 1 | 67    |
| 1-100-04-2-2 | 8244132    | 5 | 100     | 12      | 3.0     | 22       | 2 | 67    |
| 1-100-06-1-2 | 8000233    | 5 | 150     | 16      | 4.0     | 13       | 1 | 110   |
| 1-100-06-2-2 | 8003593    | 5 | 150     | 16      | 4.0     | 18       | 2 | 110   |
| 1-100-08-1-2 | 8000264    | 5 | 200     | 20      | 5.0     | 10       | 1 | 200   |
| 1-100-08-2-2 | 8003609    | 5 | 200     | 20      | 5.0     | 14       | 2 | 200   |
| 1-100-08-3-2 | 8295585    | 5 | 200     | 20      | 5.0     | 18       | 3 | 200   |
| 1-100-10-1-2 | 8000295    | 5 | 250     | 25      | 5.5     | 9        | 1 | 310   |
| 1-100-10-2-2 | 8003616    | 5 | 250     | 25      | 5.5     | 12       | 2 | 310   |
| 1-100-10-3-2 | 8295592    | 5 | 250     | 25      | 5.5     | 16       | 3 | 310   |
| 1-100-12-1-2 | 8028053    | 5 | 300     | 30      | 6.0     | 8        | 1 | 431   |
| 1-100-12-2-2 | 8244118    | 5 | 300     | 30      | 6.0     | 11       | 2 | 431   |
| 1-100-12-3-2 | 8295608    | 5 | 300     | 30      | 6.0     | 14       | 3 | 431   |



## 1-102

### PILLAR FILE



- For jobs where a standard hand file, ref 1-100, is too wide or too thick, e.g. for filing of narrow grooves
- For the manufacture of dies and punches, etc
- Shape: Edges and surfaces parallel
- Surfaces double cut. One edge uncut, one edge single cut
- Pillar file is a hand file of a slimmer design
- Type of cut: 1 = Bastard, 2 = Second, 3 = Smooth

|              | <br>731151 |    | A<br>mm | B<br>mm | C<br>mm | <br>T/cm |   |    |
|--------------|------------|----|---------|---------|---------|----------|---|----|
| 1-102-06-2-0 | 8019198    | 10 | 150     | 9       | 2.0     | 18       | 2 | 20 |
| 1-102-06-3-0 | 8019204    | 10 | 150     | 9       | 2.0     | 22       | 3 | 20 |
| 1-102-08-1-0 | 8019211    | 10 | 200     | 12      | 3.0     | 12       | 1 | 50 |
| 1-102-08-2-0 | 8019228    | 10 | 200     | 12      | 3.0     | 14       | 2 | 50 |
| 1-102-08-3-0 | 8019235    | 10 | 200     | 12      | 3.0     | 18       | 3 | 50 |

## 1-104

### LATHE FILE



- For polishing and deburring work on lathes
- Releases chips easily and produces smooth surfaces
- Shape: Edges and surfaces parallel
- Surfaces single cut with large cutting angle, edges uncut
- Type of cut: 2 = Second, 3 = Smooth

|              | <br>731151 |    | A<br>mm | B<br>mm | C<br>mm | <br>T/cm |   |     |
|--------------|------------|----|---------|---------|---------|----------|---|-----|
| 1-104-10-2-0 | 8019242    | 10 | 250     | 25      | 5.5     | 12       | 2 | 260 |
| 1-104-10-3-0 | 8019259    | 10 | 250     | 25      | 5.5     | 16       | 3 | 260 |
| 1-104-12-2-0 | 8019266    | 5  | 300     | 30      | 6.0     | 11       | 2 | 418 |
| 1-104-12-3-0 | 8019273    | 5  | 300     | 30      | 6.0     | 14       | 3 | 418 |
| 1-104-14-3-0 | 8019297    | 5  | 350     | 35      | 6.5     | 13       | 3 | 600 |

## 1-106...-0

### HAND FILE "OBERG CUT" INDUSTRY PACK, UNHANDLED



- Useful for all flat filing
- Oberg cut gives a high removal rate and smooth surface finish on most materials
- Shape: Edges and surfaces parallel
- Surfaces single cut, bastard, with chipbreaking teeth, one edge single cut
- Type of cut: 1 = Bastard

|              | <br>731151 |    | A<br>mm | B<br>mm | C<br>mm | <br>T/cm |   |     |
|--------------|------------|----|---------|---------|---------|----------|---|-----|
| 1-106-08-1-0 | 8019303    | 10 | 200     | 20      | 5.0     | 10       | 1 | 145 |
| 1-106-10-1-0 | 8019310    | 10 | 250     | 25      | 5.5     | 9        | 1 | 240 |
| 1-106-12-1-0 | 8019327    | 5  | 300     | 30      | 6.0     | 8        | 1 | 372 |





## 1-106...-2

## HAND FILE "OBERG CUT" SINGLE PACK CARDED



- File handle developed according to the scientific ERGO™ process
- Useful for all flat filing
- Oberg cut gives a high removal rate and smooth surface finish on most materials
- Shape: Edges and surfaces parallel
- Surfaces single cut, bastard, with chipbreaking teeth, one edge single cut
- Type of cut: 1 = Bastard

|              | <br>731151 |   | A<br>mm | B<br>mm | C<br>mm | <br>T/cm |   | <br>g |
|--------------|------------|---|---------|---------|---------|----------|---|-------|
| 1-106-08-1-2 | 8000301    | 5 | 200     | 20      | 5.0     | 10       | 1 | 200   |
| 1-106-10-1-2 | 8000325    | 5 | 250     | 25      | 5.5     | 9        | 1 | 310   |
| 1-106-12-1-2 | 8295615    | 5 | 300     | 30      | 6.0     | 8        | 1 | 431   |

## 1-110...-0

## FLAT FILE INDUSTRY PACK, UNHANDLED



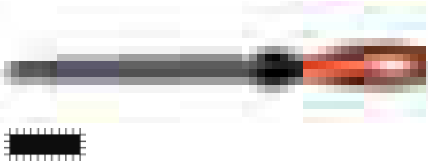
- For the same jobs as the hand file 100
- Sometimes preferred because its pointed shape enables the user to reach more easily into angles and corners
- Shape: Edges tapered towards the tip, surfaces parallel
- Surfaces double cut, edges single cut
- Type of cut: 1 = Bastard, 2 = Second, 3 = Smooth

|              | <br>731151 |    | A<br>mm | B<br>mm | C<br>mm | <br>T/cm |   | <br>g |
|--------------|------------|----|---------|---------|---------|----------|---|-------|
| 1-110-04-1-0 | 8019334    | 10 | 100     | 12      | 3.0     | 17       | 1 | 27    |
| 1-110-04-2-0 | 8019341    | 10 | 100     | 12      | 3.0     | 22       | 2 | 27    |
| 1-110-04-3-0 | 8044046    | 10 | 100     | 12      | 3.0     | 28       | 2 | 27    |
| 1-110-06-1-0 | 8019358    | 10 | 150     | 16      | 4.0     | 13       | 1 | 60    |
| 1-110-06-2-0 | 8019365    | 10 | 150     | 16      | 4.0     | 18       | 2 | 60    |
| 1-110-06-3-0 | 8019372    | 10 | 150     | 16      | 4.0     | 22       | 3 | 60    |
| 1-110-08-1-0 | 8019389    | 10 | 200     | 20      | 5.0     | 10       | 1 | 130   |
| 1-110-08-2-0 | 8019396    | 10 | 200     | 20      | 5.0     | 14       | 2 | 130   |
| 1-110-08-3-0 | 8019402    | 10 | 200     | 20      | 5.0     | 18       | 2 | 130   |
| 1-110-10-1-0 | 8019419    | 10 | 250     | 25      | 5.5     | 9        | 1 | 245   |
| 1-110-10-2-0 | 8019426    | 10 | 250     | 25      | 5.5     | 12       | 2 | 245   |
| 1-110-10-3-0 | 8019433    | 10 | 250     | 25      | 5.5     | 16       | 3 | 245   |
| 1-110-12-1-0 | 8019440    | 5  | 300     | 30      | 6.0     | 8        | 1 | 368   |
| 1-110-12-2-0 | 8019457    | 5  | 300     | 30      | 6.0     | 11       | 2 | 368   |
| 1-110-12-3-0 | 8019464    | 5  | 300     | 30      | 6.0     | 14       | 3 | 368   |
| 1-110-14-1-0 | 8019488    | 5  | 350     | 35      | 6.5     | 7        | 1 | 570   |



1-110...-2

FLAT FILE SINGLE PACK CARDED



- File handle developed according to the scientific ERGO™ process
- Pointed shape enables the user to reach more easily into angles and corners
- Shape: Edges tapered towards the tip, surfaces parallel
- Surfaces double cut, edges single cut
- Type of cut: 1 = Bastard, 2 = Second, 3=Smooth

|              | <br>731151 |   | A<br>mm | B<br>mm | C<br>mm | <br>T/cm |   | <br>g |
|--------------|------------|---|---------|---------|---------|----------|---|-------|
| 1-110-06-1-2 | 8295622    | 5 | 150     | 16      | 4.0     | 13       | 1 | 110   |
| 1-110-06-2-2 | 8003623    | 5 | 150     | 16      | 4.0     | 18       | 2 | 110   |
| 1-110-06-3-2 | 8295639    | 5 | 150     | 16      | 4.0     | 22       | 3 | 110   |
| 1-110-08-1-2 | 8000332    | 5 | 200     | 20      | 5.0     | 10       | 1 | 180   |
| 1-110-08-2-2 | 8003630    | 5 | 200     | 20      | 5.0     | 14       | 2 | 180   |
| 1-110-08-3-2 | 8295646    | 5 | 200     | 20      | 5.0     | 18       | 3 | 180   |
| 1-110-10-1-2 | 8000349    | 5 | 250     | 25      | 5.5     | 9        | 1 | 270   |
| 1-110-10-2-2 | 8003647    | 5 | 250     | 25      | 5.5     | 12       | 2 | 270   |
| 1-110-10-3-2 | 8295653    | 5 | 250     | 25      | 5.5     | 16       | 3 | 270   |
| 1-110-12-1-2 | 8295660    | 5 | 300     | 30      | 6.0     | 8        | 1 | 431   |
| 1-110-12-2-2 | 8295677    | 5 | 300     | 30      | 6.0     | 11       | 2 | 431   |
| 1-110-12-3-2 | 8295684    | 5 | 300     | 30      | 6.0     | 14       | 3 | 431   |

1-111...-0

WARDING FILE INDUSTRY PACK, UNHANDLED



- For filing narrow grooves and passages, etc
- Particularly well suited for filing cuts on keys
- Shape: Edges tapered to a point, surfaces parallel
- Surfaces double cut, edges single cut
- Type of cut: 1 = Bastard, 2 = Second, 3 = Smooth

|              | <br>731151 |    | A<br>mm | B<br>mm | C<br>mm | <br>T/cm |   | <br>g |
|--------------|------------|----|---------|---------|---------|----------|---|-------|
| 1-111-04-1-0 | 8044053    | 10 | 100     | 10.0    | 1.2     | 17       | 1 | 8     |
| 1-111-04-2-0 | 8019518    | 10 | 100     | 10.0    | 1.2     | 22       | 2 | 8     |
| 1-111-04-3-0 | 8019525    | 10 | 100     | 10.0    | 1.2     | 28       | 3 | 8     |
| 1-111-06-1-0 | 8019549    | 10 | 150     | 15.0    | 1.9     | 14       | 1 | 22    |
| 1-111-06-2-0 | 8019556    | 10 | 150     | 15.0    | 1.9     | 18       | 2 | 22    |
| 1-111-06-3-0 | 8019563    | 10 | 150     | 15.0    | 1.9     | 22       | 3 | 22    |
| 1-111-08-1-0 | 8019570    | 10 | 200     | 20.0    | 2.5     | 10       | 1 | 71    |
| 1-111-08-2-0 | 8019587    | 10 | 200     | 20.0    | 2.5     | 14       | 2 | 71    |



## 1-111...-2

### WARDING FILE SINGLE PACK CARDED

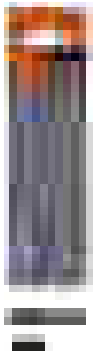


- File handle developed according to the scientific ERGO™ process
- For filing narrow grooves and passages, etc
- Particularly well suited for filing cuts on keys
- Shape: Edges tapered to a point, surfaces parallel
- Surfaces double cut, edges single cut
- Type of cut: 2 = Second

|              |            |   |         |         |         |          |   |       |
|--------------|------------|---|---------|---------|---------|----------|---|-------|
|              | <br>731151 |   | A<br>mm | B<br>mm | C<br>mm | <br>T/cm |   | <br>g |
| 1-111-06-2-2 | 8000363    | 5 | 150     | 15      | 1.9     | 18       | 2 | 65    |

## 1-115

### CONTACT FILE



- For cleaning, polishing and adjustment of electrical contacts
- Most commonly used in automotive electrical systems
- Shape: Parallel uncut edges. Surfaces parallel to within 1 mm of the end, then ground to knife edge
- Surface single cut over end 45 mm
- Two files in a plastic sleeve
- Type of cut: 3 = Smooth

|              |            |    |         |         |         |          |   |       |
|--------------|------------|----|---------|---------|---------|----------|---|-------|
|              | <br>731151 |    | A<br>mm | B<br>mm | C<br>mm | <br>T/cm |   | <br>g |
| 1-115-11-3-1 | 8003791    | 10 | 110     | 8       | 1       | 28       | 3 | 39    |

## 1-143...-0

### MILL FILE, 2 FLAT EDGES (TYPE USA) INDUSTRY PACK, UNHANDLED



- Suitable both as an engineering file and a sharpening file
- Useful for filing where a smooth finish is important
- Good for polishing and deburring work on lathes
- Widely applicable for sharpening tools and implements such as spades, shovels, hoes, scrapers, etc
- Shape: Surfaces parallel, edges tapered towards the tip
- Surfaces and edges single cut
- Bastard cut commonly referred to as Mill bastard
- Type of cut: 1 = Bastard

|              |            |    |         |         |         |          |   |       |
|--------------|------------|----|---------|---------|---------|----------|---|-------|
|              | <br>731151 |    | A<br>mm | B<br>mm | C<br>mm | <br>T/cm |   | <br>g |
| 1-143-06-1-0 | 8019631    | 10 | 150     | 16      | 2.7     | 20       | 1 | 45    |
| 1-143-08-1-0 | 8019662    | 10 | 200     | 20      | 3.3     | 18       | 1 | 92    |
| 1-143-10-1-0 | 8019693    | 10 | 250     | 25      | 4.0     | 16       | 1 | 173   |
| 1-143-12-1-0 | 8019723    | 5  | 300     | 30      | 5.0     | 14       | 1 | 332   |



## 1-143...-2

### MILL FILE, 2 FLAT EDGES (TYPE USA) SINGLE PACK CARDED

**ergo**®



- File handle developed according to the scientific ERGO™ process
- Suitable both as an engineering file and a sharpening file
- Useful for filing where a smooth finish is important
- Good for polishing and deburring work on lathes
- Widely applicable for sharpening tools and implements such as spades, shovels, hoes, scrapers, etc
- Shape: Surfaces parallel, edges tapered towards the tip
- Surfaces and edges single cut
- Bastard cut commonly referred to as Mill bastard
- Type of cut: 1 = Bastard

|              | <br>731151 |   | A<br>mm | B<br>mm | C<br>mm | <br>T/cm |   | <br>g |
|--------------|------------|---|---------|---------|---------|----------|---|-------|
| 1-143-06-1-2 | 8022341    | 5 | 150     | 16      | 2.7     | 20       | 1 | 90    |
| 1-143-08-1-2 | 8028077    | 5 | 200     | 20      | 3.3     | 18       | 1 | 140   |
| 1-143-10-1-2 | 8022358    | 5 | 250     | 25      | 4.0     | 16       | 1 | 222   |
| 1-143-12-1-2 | 8295691    | 5 | 300     | 30      | 5.0     | 14       | 1 | 431   |

## 1-160...-0

### SQUARE FILE INDUSTRY PACK, UNHANDLED



- For filing grooves, rectangular holes, inside corners and for fine-adjustment of cutting tools
- Shape: Surfaces tapered towards the tip
- Double cut
- Type of cut: 1 = Bastard, 2 = Second, 3 = Smooth

|              | <br>731151 |    | A<br>mm | B<br>mm | <br>T/cm |   | <br>g |
|--------------|------------|----|---------|---------|----------|---|-------|
| 1-160-04-1-0 | 8019785    | 10 | 100     | 4.5     | 17       | 1 | 15    |
| 1-160-04-2-0 | 8019792    | 10 | 100     | 4.5     | 22       | 2 | 15    |
| 1-160-04-3-0 | 8019808    | 10 | 100     | 4.5     | 28       | 3 | 15    |
| 1-160-06-1-0 | 8019815    | 10 | 150     | 6.0     | 13       | 1 | 36    |
| 1-160-06-2-0 | 8019822    | 10 | 150     | 6.0     | 18       | 2 | 36    |
| 1-160-06-3-0 | 8019839    | 10 | 150     | 6.0     | 22       | 3 | 36    |
| 1-160-08-1-0 | 8019846    | 10 | 200     | 8.0     | 10       | 1 | 89    |
| 1-160-08-2-0 | 8019853    | 10 | 200     | 8.0     | 14       | 2 | 89    |
| 1-160-08-3-0 | 8019860    | 10 | 200     | 8.0     | 18       | 3 | 89    |
| 1-160-10-1-0 | 8019877    | 10 | 250     | 10.0    | 9        | 1 | 182   |
| 1-160-10-2-0 | 8019884    | 10 | 250     | 10.0    | 12       | 2 | 182   |
| 1-160-10-3-0 | 8019891    | 10 | 250     | 10.0    | 16       | 3 | 182   |
| 1-160-12-1-0 | 8019907    | 5  | 300     | 12.0    | 8        | 1 | 300   |
| 1-160-12-2-0 | 8019914    | 5  | 300     | 12.0    | 11       | 2 | 300   |



## 1-160...-2

## SQUARE FILE SINGLE PACK CARDED



- File handle developed according to the scientific ERGO™ process
- For filing grooves, rectangular holes, inside corners and for fine-adjustment of cutting tools
- Shape: Surfaces tapered towards the tip
- Double cut
- Type of cut: 1 = Bastard, 2 = Second, 3 = Smooth

|              | <br>731151 |   | A<br>mm | B<br>mm | <br>T/cm |   |     |
|--------------|------------|---|---------|---------|----------|---|-----|
| 1-160-04-1-2 | 8244057    | 5 | 100     | 4.5     | 17       | 1 | 42  |
| 1-160-04-2-2 | 8244095    | 5 | 100     | 4.5     | 22       | 2 | 42  |
| 1-160-06-1-2 | 8000370    | 5 | 150     | 6.0     | 13       | 1 | 79  |
| 1-160-06-2-2 | 8003685    | 5 | 150     | 6.0     | 18       | 2 | 79  |
| 1-160-06-3-2 | 8295707    | 5 | 150     | 6.0     | 22       | 3 | 79  |
| 1-160-08-1-2 | 8000394    | 5 | 200     | 8.0     | 10       | 1 | 132 |
| 1-160-08-2-2 | 8003692    | 5 | 200     | 8.0     | 14       | 2 | 132 |
| 1-160-08-3-2 | 8295714    | 5 | 200     | 8.0     | 18       | 3 | 132 |
| 1-160-10-1-2 | 8000400    | 5 | 250     | 10.0    | 9        | 1 | 212 |
| 1-160-10-2-2 | 8295721    | 5 | 250     | 10.0    | 12       | 2 | 212 |
| 1-160-10-3-2 | 8295738    | 5 | 250     | 10.0    | 16       | 3 | 212 |
| 1-160-12-1-2 | 8295745    | 5 | 300     | 12      | 8        | 1 | 347 |
| 1-160-12-2-2 | 8295752    | 5 | 300     | 12      | 11       | 2 | 347 |

## 1-170...-0

## THREE SQUARE FILE INDUSTRY PACK, UNHANDLED



- For deburring and filing angles and inner corners
- Its tapered surfaces make it well suited for flat filing
- Shape: Equilateral triangle, tapered towards the tip
- Double cut surfaces
- Type of cut: 1 = Bastard, 2 = Second, 3 = Smooth

|              | <br>731151 |    | A<br>mm | B<br>mm | <br>T/cm |   |     |
|--------------|------------|----|---------|---------|----------|---|-----|
| 1-170-04-1-0 | 8044060    | 10 | 100     | 6.2     | 16       | 1 | 19  |
| 1-170-04-2-0 | 8019945    | 10 | 100     | 6.2     | 22       | 2 | 19  |
| 1-170-04-3-0 | 8019952    | 10 | 100     | 6.2     | 28       | 3 | 19  |
| 1-170-06-1-0 | 8019969    | 10 | 150     | 11.0    | 13       | 1 | 57  |
| 1-170-06-2-0 | 8019976    | 10 | 150     | 11.0    | 18       | 2 | 57  |
| 1-170-06-3-0 | 8019983    | 10 | 150     | 11.0    | 22       | 3 | 57  |
| 1-170-08-1-0 | 8019990    | 10 | 200     | 15.5    | 10       | 1 | 160 |
| 1-170-08-2-0 | 8020002    | 10 | 200     | 15.5    | 14       | 2 | 160 |
| 1-170-08-3-0 | 8020019    | 10 | 200     | 15.5    | 18       | 3 | 160 |
| 1-170-10-1-0 | 8020026    | 10 | 250     | 17.5    | 9        | 1 | 245 |
| 1-170-10-2-0 | 8020033    | 10 | 250     | 17.5    | 12       | 2 | 245 |
| 1-170-10-3-0 | 8020040    | 10 | 250     | 17.5    | 16       | 3 | 245 |
| 1-170-12-1-0 | 8020057    | 5  | 300     | 19.5    | 8        | 1 | 370 |
| 1-170-12-2-0 | 8020064    | 5  | 300     | 19.5    | 11       | 2 | 370 |



1-170...-2

THREE SQUARE FILE SINGLE PACK CARDED



- File handle developed according to the scientific ERGO™ process
- For deburring and filing angles and inner corners
- Its tapered surfaces make it well suited for flat filing
- Shape: Equilateral triangle, tapered towards the tip
- Double cut surfaces
- Type of cut: 1 = Bastard, 2 = Second, 3 = Smooth

|              | <br>731151 |   | A<br>mm | B<br>mm | <br>T/cm |   | <br>g |
|--------------|------------|---|---------|---------|----------|---|-------|
| 1-170-04-2-2 | 8244088    | 5 | 100     | 6.2     | 22       | 2 | 56    |
| 1-170-06-1-2 | 8244071    | 5 | 150     | 11.0    | 13       | 1 | 94    |
| 1-170-06-2-2 | 8003715    | 5 | 150     | 11.0    | 18       | 2 | 103   |
| 1-170-06-3-2 | 8295769    | 5 | 150     | 11.0    | 22       | 3 | 103   |
| 1-170-08-1-2 | 8000417    | 5 | 200     | 15.5    | 10       | 1 | 203   |
| 1-170-08-2-2 | 8003722    | 5 | 200     | 15.5    | 14       | 2 | 203   |
| 1-170-08-3-2 | 8295783    | 5 | 200     | 15.5    | 18       | 3 | 203   |
| 1-170-10-1-2 | 8028107    | 5 | 250     | 17.5    | 9        | 1 | 282   |
| 1-170-10-2-2 | 8244064    | 5 | 250     | 17.5    | 12       | 2 | 282   |
| 1-170-10-3-2 | 8295806    | 5 | 250     | 17.5    | 16       | 3 | 282   |

1-210...-0

HALF-ROUND FILE INDUSTRY PACK, UNHANDLED



- For filing concave and flat surfaces and large holes
- Suitable for deburring work
- Shape: Edges and surfaces tapered towards the tip
- 4" and 6" fully pointed, 8" and longer semi-pointed
- Double cut
- Type of cut: 1 = Bastard, 2 = Second, 3 = Smooth

|              | <br>731151 |    | A<br>mm | B<br>mm | C<br>mm | <br>T/cm |   | <br>g |
|--------------|------------|----|---------|---------|---------|----------|---|-------|
| 1-210-04-1-0 | 8020071    | 10 | 100     | 10.0    | 3.0     | 17       | 1 | 15    |
| 1-210-04-2-0 | 8020088    | 10 | 100     | 10.0    | 3.0     | 22       | 2 | 15    |
| 1-210-04-3-0 | 8020095    | 10 | 100     | 10.0    | 3.0     | 28       | 3 | 15    |
| 1-210-06-1-0 | 8020101    | 10 | 150     | 16.0    | 4.7     | 13       | 1 | 52    |
| 1-210-06-2-0 | 8020118    | 10 | 150     | 16.0    | 4.7     | 18       | 2 | 52    |
| 1-210-06-3-0 | 8020125    | 10 | 150     | 16.0    | 4.7     | 22       | 3 | 52    |
| 1-210-08-1-0 | 8020132    | 10 | 200     | 20.5    | 6.0     | 10       | 1 | 127   |
| 1-210-08-2-0 | 8020149    | 10 | 200     | 20.5    | 6.0     | 14       | 2 | 127   |
| 1-210-08-3-0 | 8020156    | 10 | 200     | 20.5    | 6.0     | 18       | 3 | 127   |
| 1-210-10-1-0 | 8020163    | 10 | 250     | 26.5    | 7.5     | 9        | 1 | 243   |
| 1-210-10-2-0 | 8020170    | 10 | 250     | 26.5    | 7.5     | 12       | 2 | 243   |
| 1-210-10-3-0 | 8020187    | 10 | 250     | 26.5    | 7.5     | 16       | 3 | 243   |
| 1-210-12-1-0 | 8020194    | 5  | 300     | 31.0    | 9.0     | 8        | 1 | 435   |
| 1-210-12-2-0 | 8020200    | 5  | 300     | 31.0    | 9.0     | 11       | 2 | 435   |
| 1-210-12-3-0 | 8020217    | 5  | 300     | 31.0    | 9.0     | 14       | 3 | 435   |
| 1-210-14-1-0 | 8020224    | 5  | 350     | 35.0    | 10.0    | 7        | 1 | 630   |



## 1-210...-2

## HALF-ROUND FILE SINGLE PACK CARDED



- File handle developed according to the scientific ERGO™ process
- For filing concave and flat surfaces and large holes. Suitable for deburring work
- Shape: Edges and surfaces tapered towards the tip
- 4" and 6" fully pointed, 8" and longer semi-pointed
- Double cut
- Type of cut: 1 = Bastard, 2 = Second, 3 = Smooth

|              | <br>731151 |   | A<br>mm | B<br>mm | C<br>mm | <br>T/cm |   |     |
|--------------|------------|---|---------|---------|---------|----------|---|-----|
| 1-210-04-1-2 | 8243944    | 5 | 100     | 10.0    | 3.0     | 17       | 1 | 52  |
| 1-210-04-2-2 | 8244040    | 5 | 100     | 10.0    | 3.0     | 22       | 2 | 52  |
| 1-210-06-1-2 | 8000424    | 5 | 150     | 16.0    | 4.7     | 13       | 1 | 100 |
| 1-210-06-2-2 | 8003654    | 5 | 150     | 16.0    | 4.7     | 18       | 2 | 100 |
| 1-210-06-3-2 | 8293574    | 5 | 150     | 16.0    | 4.7     | 22       | 3 | 100 |
| 1-210-08-1-2 | 8000455    | 5 | 200     | 20.5    | 6.0     | 10       | 1 | 170 |
| 1-210-08-2-2 | 8000479    | 5 | 200     | 20.5    | 6.0     | 14       | 2 | 170 |
| 1-210-08-3-2 | 8295837    | 5 | 200     | 20.5    | 6.0     | 18       | 3 | 170 |
| 1-210-10-1-2 | 8000493    | 5 | 250     | 26.5    | 7.5     | 9        | 1 | 344 |
| 1-210-10-2-2 | 8003661    | 5 | 250     | 26.5    | 7.5     | 12       | 2 | 344 |
| 1-210-10-3-2 | 8295844    | 5 | 250     | 26.5    | 7.5     | 16       | 3 | 344 |
| 1-210-12-1-2 | 8028121    | 5 | 300     | 31.0    | 9.0     | 8        | 1 | 480 |
| 1-210-12-2-2 | 8244149    | 5 | 300     | 31.0    | 9.0     | 11       | 2 | 480 |
| 1-210-12-3-2 | 8295851    | 5 | 300     | 31.0    | 9.0     | 14       | 3 | 480 |

## 1-230...-0

## ROUND FILE INDUSTRY PACK, UNHANDLED



- For filing holes, large fillets and concave surfaces
- Shape: Tapered towards the point
- 4" and 6" fully pointed, 8" and longer semi-pointed
- Double cut
- Type of cut: 1 = Bastard, 2 = Second, 3 = Smooth

|              | <br>731151 |    | A<br>mm | B<br>mm | <br>T/cm |   |     |
|--------------|------------|----|---------|---------|----------|---|-----|
| 1-230-04-1-0 | 8020248    | 10 | 100     | 3.6     | 17       | 1 | 9   |
| 1-230-04-2-0 | 8020255    | 10 | 100     | 3.6     | 22       | 2 | 9   |
| 1-230-04-3-0 | 8020262    | 10 | 100     | 3.6     | 28       | 3 | 9   |
| 1-230-06-1-0 | 8020279    | 10 | 150     | 6.0     | 13       | 1 | 29  |
| 1-230-06-2-0 | 8020286    | 10 | 150     | 6.0     | 18       | 2 | 29  |
| 1-230-06-3-0 | 8020293    | 10 | 150     | 6.0     | 22       | 3 | 29  |
| 1-230-08-1-0 | 8020309    | 10 | 200     | 8.0     | 10       | 1 | 72  |
| 1-230-08-2-0 | 8020316    | 10 | 200     | 8.0     | 14       | 2 | 72  |
| 1-230-08-3-0 | 8020323    | 10 | 200     | 8.0     | 18       | 3 | 72  |
| 1-230-10-1-0 | 8020330    | 10 | 250     | 10.0    | 9        | 1 | 144 |
| 1-230-10-2-0 | 8020347    | 10 | 250     | 10.0    | 12       | 2 | 144 |
| 1-230-10-3-0 | 8020354    | 10 | 250     | 10.0    | 16       | 3 | 144 |
| 1-230-12-1-0 | 8020361    | 5  | 300     | 12.0    | 8        | 1 | 247 |
| 1-230-12-2-0 | 8020378    | 5  | 300     | 12.0    | 11       | 2 | 247 |
| 1-230-12-3-0 | 8020385    | 5  | 300     | 12.0    | 14       | 3 | 247 |



1-230...-2

ROUND FILE SINGLE PACK CARDED



- File handle developed according to the scientific ERGO™ process
- For filing holes, large fillets and concave surfaces
- Shape: Tapered towards the tip
- 4" and 6" fully pointed, 8" and longer semi-pointed
- Double cut
- Type of cut: 1 = Bastard, 2 = Second, 3 = Smooth

|              | <br>731151 |   | A<br>mm | B<br>mm | <br>T/cm |   |     |
|--------------|------------|---|---------|---------|----------|---|-----|
| 1-230-04-1-2 | 8244163    | 5 | 100     | 3.6     | 17       | 1 | 39  |
| 1-230-04-2-2 | 8244156    | 5 | 100     | 3.6     | 22       | 2 | 39  |
| 1-230-06-1-2 | 8000509    | 5 | 150     | 6.0     | 13       | 1 | 74  |
| 1-230-06-2-2 | 8000523    | 5 | 150     | 6.0     | 18       | 2 | 74  |
| 1-230-08-1-2 | 8000547    | 5 | 200     | 8.0     | 10       | 1 | 112 |
| 1-230-08-2-2 | 8000554    | 5 | 200     | 8.0     | 14       | 2 | 112 |
| 1-230-10-1-2 | 8000578    | 5 | 250     | 10.0    | 9        | 1 | 183 |
| 1-230-10-2-2 | 8003678    | 5 | 250     | 10.0    | 12       | 2 | 183 |
| 1-230-10-3-2 | 8295899    | 5 | 250     | 10.0    | 16       | 3 | 183 |
| 1-230-12-1-2 | 8295912    | 5 | 300     | 12.0    | 8        | 1 | 297 |
| 1-230-12-2-2 | 8295929    | 5 | 300     | 12.0    | 11       | 2 | 297 |

1-320...-0

DIAGONAL FILE INDUSTRY PACK, UNHANDLED



- Material removal is much higher in some materials than with double or single cut files
- The shape of the teeth makes the diagonal file especially suitable for soft steel, stainless steel, light metal alloys and hard plastic
- Shape: Edges and surfaces parallel
- Surfaces diagonally milled with s-pattern chipbreaker, one edge single cut
- Type of cut: 2 = Second


|              | <br>731151 |    | A<br>mm | B<br>mm | C<br>mm | <br>T/cm |   |     |
|--------------|------------|----|---------|---------|---------|----------|---|-----|
| 1-320-08-2-0 | 8191276    | 10 | 200     | 20      | 4.5     | 14       | 2 | 110 |
| 1-320-10-2-0 | 8020477    | 10 | 250     | 25      | 5.0     | 14       | 2 | 180 |
| 1-320-12-2-0 | 8020484    | 5  | 300     | 30      | 5.5     | 12       | 2 | 305 |





## 1-476

## FILE SETS



- File handle developed according to the scientific ERGO™ process
- A set for fine filing and polishing jobs
- Each set contains one handled file each of: hand, warding, square, three square, half round and round
- Supplied in a snap-shut plastic wallet with hanging hole
- Type of cut: 3 = Smooth

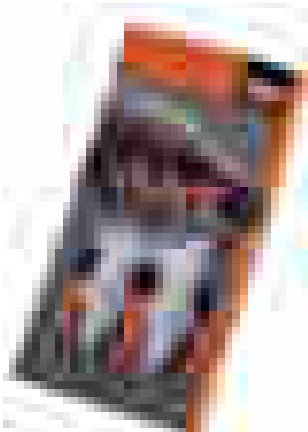
|              | <br>731151 |   | <br>mm |   | <br>g |
|--------------|------------|---|--------|---|-------|
| 1-476-04-3-2 | 8010928    | 1 | 100    | 3 | 200   |

1-476-04-3-2

1-160-04-3-2; 1-111-04-3-2; 1-230-04-3-2; 1-170-04-3-2; 1-210-04-3-2; 1-100-04-3-2;

## 1-473

## FILE SETS



- File handle developed according to the scientific ERGO™ process
- For filing flat surfaces, sharp corners and shoulders as well as for deburring
- For filing holes, large fillets and concave surfaces
- High removal rate
- Sets of three files with handle
- Cardboard outer display packaging containing plastic roll up wallet
- Contains one each of: hand, half round and round engineering files
- Type of cut: 2 = Second

|              | <br>731151 |   | <br>mm |   | <br>g |
|--------------|------------|---|--------|---|-------|
| 1-473-06-2-2 | 8201098    | 5 | 150    | 2 | 395   |
| 1-473-08-2-2 | 8201104    | 5 | 200    | 2 | 635   |
| 1-473-10-2-2 | 8201111    | 5 | 250    | 2 | 925   |

1-473-06-2-2

1-230-06-2-2; 1-210-06-2-2; 1-100-06-2-2;

1-473-08-2-2

1-230-08-2-2; 1-210-08-2-2; 1-100-08-2-2;

1-473-10-2-2

1-230-10-2-2; 1-210-10-2-2; 1-100-10-2-2;



1-477

FILE SETS



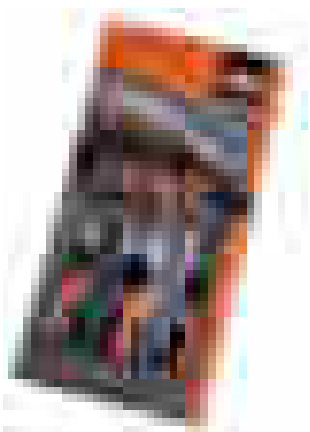
- File handle developed according to the scientific ERGO™ process
- For filing flat surfaces, sharp corners and shoulders as well as for deburring
- For filing holes, large fillets and concave surfaces
- For wood applications
- High removal rate
- Sets of five files with handle
- Cardboard outer display packaging containing plastic roll up wallet
- Contains one each of: hand, half round, round, three square engineering files and a half round rasp
- Type of cut: 2 = Second

|              | <br>731151 |   | <br>mm |   | <br>g |
|--------------|------------|---|--------|---|-------|
| 1-477-08-2-2 | 8037994    | 5 | 200    | 2 | 960   |
| 1-477-10-2-2 | 8201074    | 5 | 250    | 2 | 1490  |

|   |  |
|---|--|
| 1-477-08-2-2  |  |
| 1-100-08-2-2; 1-210-08-2-2; 6-343-08-2-2; 1-230-08-2-2; 1-170-08-2-2, |  |
| 1-477-10-2-2  |  |
| 1-100-10-2-2; 1-210-10-2-2; 6-343-10-2-2; 1-230-10-2-2; 1-170-10-2-2, |  |

1-478

FILE SETS



- File handle developed according to the scientific ERGO™ process
- For filing flat surfaces, sharp corners and shoulders as well as for deburring
- For filing holes, large fillets and concave surfaces
- High removal rate
- Set of five files with handle
- Cardboard outer display packaging containing plastic roll up wallet
- Contains one each of: hand bastard, hand second, square bastard, half round bastard, round bastard
- Type of cut: 1 = Bastard

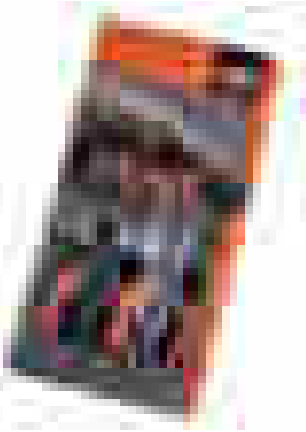
|              | <br>731151 |   | <br>mm |     | <br>g |
|--------------|------------|---|--------|-----|-------|
| 1-478-08-1-2 | 8141127    | 5 | 200    | 1&2 | 900   |
| 1-478-10-1-2 | 8241995    | 5 | 250    | 1&2 | 1100  |

|   |  |
|---|--|
| 1-478-08-1-2  |  |
| 1-210-08-1-2; 1-230-08-1-2; 1-100-08-1-2; 1-100-08-2-2; 1-160-08-1-2, |  |
| 1-478-10-1-2  |  |
| 1-210-10-1-2; 1-230-10-1-2; 1-100-10-1-2; 1-100-10-2-2; 1-160-10-1-2, |  |



## 1-479

## FILE SETS



- File handle developed according to the scientific ERGO™ process
- For carpentry and repair jobs
- High removal rate
- Sets of five files with handle
- Cardboard outer display packaging containing plastic roll up wallet
- Contains one each of: hand, half round and round engineering files, a flat sharpening file and a cabinet rasp
- Type of cut: 1 = Bastard, 2 = Second

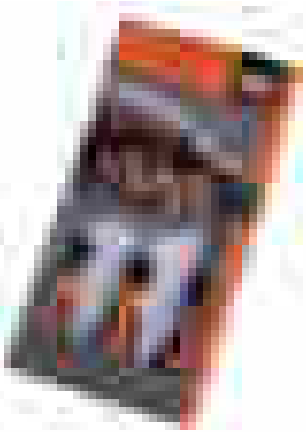
|              | <br>731151 |   | <br>mm |   | <br>g |
|--------------|------------|---|--------|---|-------|
| 1-479-08-1-2 | 8176747    | 5 | 200    | 1 | 935   |
| 1-479-08-2-2 | 8180607    | 5 | 200    | 2 | 935   |

|  |  |
|--|--|
| 1-479-08-1-2   |  |
| 4-138-08-1-2; 1-210-08-1-2; 6-343-08-2-2; 1-230-08-1-2; 1-100-08-1-2 , |  |
| 1-479-08-2-2   |  |
| 4-138-08-1-2; 1-210-08-2-2; 6-343-08-2-2; 1-230-08-2-2; 1-100-08-2-2 , |  |

## 6-470

## FILE SETS



- File handle developed according to the scientific ERGO™ process
- For carpentry jobs
- High removal rate
- Sets of three files with handle
- Cardboard outer display packaging containing plastic roll up wallet
- Contains one each of: half round rasp, round rasp, homeowner's file for wood
- Type of cut: 2 = Second

|              | <br>731151 |   | <br>mm |   | <br>g |
|--------------|------------|---|--------|---|-------|
| 6-470-08-2-2 | 8242008    | 5 | 200    | 2 | 635   |

|  |  |
|--|--|
| 6-470-08-2-2                               |  |
| 6-345-08-2-2; 6-342-08-2-2; 4-152-08-2-2 , |  |



## 2-300

### HAND



- For fine filing and polishing jobs
- Used by engravers, precision engineers, instrument makers, watchmakers and goldsmiths
- Shape: Edges and surfaces parallel
- Surfaces double cut, edges single cut
- Type of cut: 0 = Bastard, 1 = Second, 2 = Smooth, 4 = Dead smooth

|              | <br>731151 |    | A<br>mm | B<br>mm | C<br>mm | <br>T/cm |   | <br>g |
|--------------|------------|----|---------|---------|---------|----------|---|-------|
| 2-300-14-0-0 | 8044138    | 10 | 140     | 5.0     | 1.3     | 22       | 0 | 6     |
| 2-300-14-2-0 | 8044145    | 10 | 140     | 5.0     | 1.3     | 34       | 2 | 6     |
| 2-300-14-4-0 | 8108786    | 10 | 140     | 5.0     | 1.3     | 48       | 4 | 6     |
| 2-300-16-0-0 | 8020491    | 10 | 160     | 5.6     | 1.4     | 22       | 0 | 9     |
| 2-300-16-1-0 | 8020507    | 10 | 160     | 5.6     | 1.4     | 26       | 1 | 9     |
| 2-300-16-2-0 | 8020514    | 10 | 160     | 5.6     | 1.4     | 34       | 2 | 9     |
| 2-300-16-4-0 | 8020521    | 10 | 160     | 5.6     | 1.4     | 48       | 4 | 9     |
| 2-300-18-0-0 | 8190545    | 10 | 180     | 6.2     | 1.6     | 22       | 0 | 13    |
| 2-300-18-2-0 | 8190552    | 10 | 180     | 6.2     | 1.6     | 34       | 2 | 13    |

## 2-301

### FLAT



- For fine filing and polishing jobs
- Used by engravers, precision engineers, instrument makers, watchmakers and goldsmiths
- Shape: Surfaces parallel, edges taper to a point
- Surfaces double cut, edges single cut
- Type of cut: 0 = Bastard, 1 = Second, 2 = Smooth

|              | <br>731151 |    | A<br>mm | B<br>mm | C<br>mm | <br>T/cm |   | <br>g |
|--------------|------------|----|---------|---------|---------|----------|---|-------|
| 2-301-14-0-0 | 8190569    | 10 | 140     | 5.0     | 1.3     | 22       | 0 | 6     |
| 2-301-14-2-0 | 8108748    | 10 | 140     | 5.0     | 1.3     | 34       | 2 | 6     |
| 2-301-16-0-0 | 8108755    | 10 | 160     | 5.6     | 1.4     | 22       | 0 | 8     |
| 2-301-16-1-0 | 8020538    | 10 | 160     | 5.6     | 1.4     | 26       | 1 | 8     |
| 2-301-16-2-0 | 8020545    | 10 | 160     | 5.6     | 1.4     | 34       | 2 | 8     |



# NEEDLE FILES

## 2-302

### THREE SQUARE



- For fine filing and polishing jobs
- Used by engravers, precision engineers, instrument makers, watchmakers and goldsmiths
- Shape: Triangular, surfaces taper to a point
- Surfaces double cut
- Type of cut: 0 = Bastard, 1 = Second, 2 = Smooth, 4 = Dead smooth

|  | <br>731151   |         | A<br>mm | B<br>mm | <br>T/cm |    | <br>9 |    |
|--|--------------|---------|---------|---------|----------|----|-------|----|
|  | 2-302-14-0-0 | 8044152 | 10      | 140     | 3.3      | 22 | 0     | 6  |
|  | 2-302-14-2-0 | 8044169 | 10      | 140     | 3.3      | 34 | 2     | 6  |
|  | 2-302-14-4-0 | 8108793 | 10      | 140     | 3.3      | 48 | 4     | 6  |
|  | 2-302-16-0-0 | 8108762 | 10      | 160     | 3.8      | 22 | 0     | 9  |
|  | 2-302-16-1-0 | 8020552 | 10      | 160     | 3.8      | 26 | 1     | 9  |
|  | 2-302-16-2-0 | 8020569 | 10      | 160     | 3.8      | 34 | 2     | 9  |
|  | 2-302-16-4-0 | 8108809 | 10      | 160     | 3.8      | 48 | 4     | 9  |
|  | 2-302-18-0-0 | 8190613 | 10      | 180     | 4.3      | 22 | 0     | 13 |
|  | 2-302-18-2-0 | 8190620 | 10      | 180     | 4.3      | 34 | 2     | 13 |

## 2-303

### SQUARE



- For fine filing and polishing jobs
- Used by engravers, precision engineers, instrument makers, watchmakers and goldsmiths
- Shape: Square, surfaces taper to a point
- Surfaces double cut
- Type of cut: 0 = Bastard, 1 = Second, 2 = Smooth, 4 = Dead smooth

|  | <br>731151   |         | A<br>mm | B<br>mm | <br>T/cm |    | <br>9 |   |
|--|--------------|---------|---------|---------|----------|----|-------|---|
|  | 2-303-14-2-0 | 8044176 | 10      | 140     | 2.4      | 34 | 2     | 6 |
|  | 2-303-16-0-0 | 8108779 | 10      | 160     | 2.4      | 22 | 0     | 7 |
|  | 2-303-16-1-0 | 8020576 | 10      | 160     | 2.4      | 26 | 1     | 7 |
|  | 2-303-16-2-0 | 8020583 | 10      | 160     | 2.4      | 34 | 2     | 7 |
|  | 2-303-16-4-0 | 8108830 | 10      | 160     | 2.4      | 48 | 4     | 7 |
|  | 2-303-18-0-0 | 8190644 | 10      | 180     | 2.8      | 22 | 0     | 9 |
|  | 2-303-18-2-0 | 8190668 | 10      | 180     | 2.8      | 34 | 2     | 9 |









## 2-304

### HALF ROUND



- For fine filing and polishing jobs
- Used by engravers, precision engineers, instrument makers, watchmakers and goldsmiths
- Shape: Surfaces taper to a point, flat and convex surfaces double cut
- Type of cut: 0 = Bastard, 1 = Second, 2 = Smooth, 4 = Dead smooth







|  | <br>731151 |  | A<br>mm | B<br>mm | C<br>mm | <br>T/cm |  | <br>g |
|---|---|---|---------|---------|---------|---|---|--|
| 2-304-14-0-0  | 8044183   | 10  | 140     | 5.0     | 1.8     | 22  | 0   | 8  |
| 2-304-14-2-0  | 8044190   | 10  | 140     | 5.0     | 1.8     | 34  | 2   | 8  |
| 2-304-14-4-0  | 8108878   | 10  | 140     | 5.0     | 1.8     | 48  | 4   | 8  |
| 2-304-16-0-0  | 8020590   | 10  | 160     | 5.8     | 1.8     | 22  | 0   | 9  |
| 2-304-16-1-0  | 8020606   | 10  | 160     | 5.8     | 1.8     | 26  | 1   | 9  |
| 2-304-16-2-0  | 8020613   | 10  | 160     | 5.8     | 1.8     | 34  | 2   | 9  |
| 2-304-16-4-0  | 8020620   | 10  | 160     | 5.8     | 1.8     | 48  | 4   | 9  |
| 2-304-18-0-0  | 8190712   | 10  | 180     | 6.2     | 2.1     | 22  | 0   | 13   |
| 2-304-18-2-0  | 8190736   | 10  | 180     | 6.2     | 2.1     | 34  | 2   | 13   |

## 2-305

### OVAL



- For fine filing and polishing jobs
- Used by engravers, precision engineers, instrument makers, watchmakers and goldsmiths
- Shape: Oval, surfaces taper to a point
- Double cut
- Type of cut: 1 = Second, 2 = Smooth


|  | <br>731151 |  | A<br>mm | B<br>mm | C<br>mm | <br>T/cm |  | <br>g |
|---|---|---|---------|---------|---------|---|---|--|
| 2-305-16-1-0  | 8020637   | 10  | 160     | 3.9     | 2.7     | 26  | 1   | 9  |
| 2-305-16-2-0  | 8108908   | 10  | 160     | 3.9     | 2.7     | 34  | 2   | 9  |

## 2-306

### CROSSING



- For fine filing and polishing jobs
- Used by engravers, precision engineers, instrument makers, watchmakers and goldsmiths
- Shape: Two convex surfaces of different radii, tapering to a point
- Surfaces double cut
- Type of cut: 1 = Second, 2 = Smooth

|  | <br>731151 |  | A<br>mm | B<br>mm | C<br>mm | <br>T/cm |  | <br>g |
|---|---|---|---------|---------|---------|---|---|--|
| 2-306-16-1-0  | 8020644   | 10  | 160     | 4.9     | 2.2     | 26  | 1   | 7  |
| 2-306-16-2-0  | 8108854   | 10  | 160     | 4.9     | 2.2     | 34  | 2   | 7  |









# NEEDLE FILES

## 2-307

### ROUND



- For fine filing and polishing jobs
- Used by engravers, precision engineers, instrument makers, watchmakers and goldsmiths
- Shape: Round
- Surfaces taper to a point, double cut
- Type of cut: 0 = Bastard, 1 = Second, 2 = Smooth, 4 = Dead smooth







|  | <br>731151 |  | A<br>mm | B<br>mm | <br>T/cm |  | <br>g |
|---|---|---|---------|---------|---|---|--|
| 2-307-14-0-0  | 8044206   | 10  | 140     | 2.8     | 22  | 0   | 5  |
| 2-307-14-2-0  | 8044213   | 10  | 140     | 2.8     | 34  | 2   | 5  |
| 2-307-14-4-0  | 8108885   | 10  | 140     | 2.8     | 48  | 4   | 5  |
| 2-307-16-0-0  | 8020651   | 10  | 160     | 3.0     | 22  | 0   | 7  |
| 2-307-16-1-0  | 8020668   | 10  | 160     | 3.0     | 26  | 1   | 7  |
| 2-307-16-2-0  | 8020675   | 10  | 160     | 3.0     | 34  | 2   | 7  |
| 2-307-16-4-0  | 8020682   | 10  | 160     | 3.0     | 48  | 4   | 7  |
| 2-307-18-0-0  | 8190965   | 10  | 180     | 3.3     | 22  | 0   | 13   |
| 2-307-18-2-0  | 8190972   | 10  | 180     | 3.3     | 34  | 2   | 13   |

## 2-308

### KNIFE



- For fine filing and polishing jobs
- Used by engravers, precision engineers, instrument makers, watchmakers and goldsmiths
- Shape: Conical, edges and surfaces taper to a point
- Flat, uncut back
- Surfaces double cut, thin edge single cut
- Type of cut: 0 = Bastard, 1 = Second, 2 = Smooth







|  | <br>731151 |  | A<br>mm | B<br>mm | C<br>mm | <br>T/cm |  | <br>g |
|---|---|---|---------|---------|---------|---|---|--|
| 2-308-14-2-0  | 8044220   | 10  | 140     | 5.3     | 1.6     | 34  | 2   | 6  |
| 2-308-16-0-0  | 8108861   | 10  | 160     | 5.3     | 1.7     | 22  | 0   | 8  |
| 2-308-16-1-0  | 8020699   | 10  | 160     | 5.3     | 1.7     | 26  | 1   | 8  |
| 2-308-16-2-0  | 8020705   | 10  | 160     | 5.3     | 1.7     | 34  | 2   | 8  |

## 2-309

### BARRETTE



- For fine filing and polishing jobs
- Used by engravers, precision engineers, instrument makers, watchmakers and goldsmiths
- Shape: Triangular, one surface extra wide
- Surfaces and edges taper to a point
- Wider surface double cut, edges and narrower surfaces uncut
- Type of cut: 2 = Smooth, 4 = Dead smooth

|  | <br>731151 |  | A<br>mm | B<br>mm | C<br>mm | <br>T/cm |  | <br>g |
|---|---|---|---------|---------|---------|---|---|--|
| 2-309-16-2-0  | 8108946   | 10  | 160     | 5.0     | 1.9     | 34  | 2   | 10   |
| 2-309-16-4-0  | 8191054   | 10  | 160     | 5.0     | 1.9     | 48  | 4   | 10   |



2-313

MARKING




- For fine filing and polishing jobs
- Used by engravers, precision engineers, instrument makers, watchmakers and goldsmiths
- Shape: Conventional half round needle file
- Surface tapers to a point
- Double cut on radius with uncut flat side
- Type of cut: 0 = Bastard

|              |            |    |         |         |         |          |   |       |
|--------------|------------|----|---------|---------|---------|----------|---|-------|
|              | <br>731151 |    | A<br>mm | B<br>mm | C<br>mm | <br>T/cm |   | <br>g |
| 2-313-16-0-0 | 8191177    | 10 | 160     | 5.8     | 1.8     | 22       | 0 | 10    |

2-470

NEEDLE FILE SETS



- For fine filing and polishing jobs
- Used by engravers, precision engineers, instrument makers, watchmakers and goldsmiths
- Set of 6 files in snap-shut plastic wallet with hanging hole
- Contains one file each of: hand, flat, half round, round, three square and square
- Includes one handle 9-488-02-10
- Type of cut: 0 = Bastard, 1 = Second, 2 = Smooth, 4 = Dead smooth

|              |            |    |        |          |   |       |
|--------------|------------|----|--------|----------|---|-------|
|              | <br>731151 |    | <br>mm | <br>T/cm |   | <br>g |
| 2-470-14-0-0 | 8191191    | 1  | 140    | 22       | 0 | 60    |
| 2-470-14-2-0 | 8109080    | 1  | 140    | 34       | 2 | 60    |
| 2-470-14-4-0 | 8191207    | 1  | 140    | 48       | 4 | 60    |
| 2-470-16-1-0 | 8010942    | 10 | 160    | 26       | 1 | 70    |
| 2-470-16-2-0 | 8109097    | 10 | 160    | 34       | 2 | 70    |


|   |  |
|---|--|
| 2-470-14-0-0<br>9-488-02-10; 2-304-14-0-0; 2-300-14-0-0; 2-303-14-0-0; 2-302-14-0-0; 2-301-14-0-0; 2-307-14-0-0 |  |
| 2-470-14-2-0<br>9-488-02-10; 2-304-14-2-0; 2-300-14-2-0; 2-303-14-2-0; 2-302-14-2-0; 2-301-14-2-0; 2-307-14-2-0 |  |
| 2-470-14-4-0<br>9-488-04-10; 2-304-14-4-0; 2-300-14-4-0; 2-303-14-4-0; 2-302-14-4-0; 2-301-14-4-0; 2-307-14-4-0 |  |
| 2-470-16-1-0<br>9-488-04-10; 2-304-16-1-0; 2-300-16-1-0; 2-303-16-1-0; 2-302-16-1-0; 2-301-16-1-0; 2-307-16-1-0 |  |
| 2-470-16-2-0<br>9-488-04-10; 2-304-16-2-0; 2-300-16-2-0; 2-303-16-2-0; 2-302-16-2-0; 2-301-16-2-0; 2-307-16-2-0 |  |





# NEEDLE FILES

2-471




## NEEDLE FILE SETS

- For fine filing and polishing jobs
- Used by engravers, precision engineers, instrument makers, watchmakers and goldsmiths
- Set of 9 files in snap-shut plastic wallet with hanging hole
- Contains one file each of: hand, flat, half round, round, three square, square, oval, crossing and knife
- Includes one handle 9-488-02-10
- Type of cut: 1 = Second

|  | 731151  |   | mm  | T/cm |   | g  |  |
|--|---------|---|-----|------|---|----|--|
| 2-471-16-1-0   | 8010959 | 5 | 160 | 26   | 1 | 95 |  |
| 2-471-16-1-0   |         |   |     |      |   |    |  |
| 9-488-02-10; 2-303-16-1-0; 2-304-16-1-0; 2-302-16-1-0; 2-300-16-1-0; 2-308-16-1-0; |         |   |     |      |   |    |  |
| 2-301-16-1-0; 2-306-16-1-0; 2-305-16-1-0; 2-307-16-1-0                             |         |   |     |      |   |    |  |

2-472



## NEEDLE FILE SETS

- For fine filing and polishing jobs
- Used by engravers, precision engineers, instrument makers, watchmakers and goldsmiths
- Set of 12 files in snap-shut plastic wallet with hanging hole
- Contains one file each of: hand, flat, three square, square, half round, crossing, round, knife, barrette, slitting, round-edge joint and marking
- Includes one handle 9-488-02-10
- Type of cut: 0 = Bastard, 1 = Second, 2 = Smooth

|   | 731151  |   | mm  | T/cm |   | g   |  |
|---|---------|---|-----|------|---|-----|--|
| 2-472-14-0-0  | 8191214 | 5 | 140 | 22   | 0 | 90  |  |
| 2-472-14-2-0  | 8109103 | 5 | 140 | 34   | 2 | 90  |  |
| 2-472-16-0-0  | 8191238 | 5 | 160 | 22   | 0 | 120 |  |
| 2-472-16-1-0  | 8010966 | 5 | 160 | 26   | 1 | 120 |  |
| 2-472-16-2-0  | 8108922 | 5 | 160 | 34   | 2 | 120 |  |
| 2-472-14-0-0  |         |   |     |      |   |     |  |
| 2-312-14-0-0, 2-303, 2-300, 2-301, 2-311, 2-304, 2-302, 2-313, 2-307, 2-309, 2-306, 2-308 |         |   |     |      |   |     |  |
| 2-472-14-2-0  |         |   |     |      |   |     |  |
| 2-312-14-2-0, 2-303, 2-300, 2-301, 2-311, 2-304, 2-302, 2-313, 2-307, 2-309, 2-306, 2-308 |         |   |     |      |   |     |  |
| 2-472-16-0-0  |         |   |     |      |   |     |  |
| 2-312-16-0-0, 2-303, 2-300, 2-301, 2-311, 2-304, 2-302, 2-313, 2-307, 2-309, 2-306, 2-308 |         |   |     |      |   |     |  |
| 2-472-16-1-0  |         |   |     |      |   |     |  |
| 2-312-16-1-0, 2-303, 2-300, 2-301, 2-311, 2-304, 2-302, 2-313, 2-307, 2-309, 2-306, 2-308 |         |   |     |      |   |     |  |
| 2-472-16-2-0  |         |   |     |      |   |     |  |
| 2-312-16-2-0, 2-303, 2-300, 2-301, 2-311, 2-304, 2-302, 2-313, 2-307, 2-309, 2-306, 2-308 |         |   |     |      |   |     |  |



## 9-488-02

### NEEDLE FILE HANDLES



- Simple handle for all needle files
- One handle is included in each needle file set

|             |            |    |   |
|-------------|------------|----|---|
|             | <br>731151 |    |   |
| 9-488-02-10 | 8194772    | 10 | 5 |

# DIAMOND FILES



## 2-300-D - 2-304-D

### DIAMOND NEEDLE FILES



- Used for finishing on material where the hardness makes conventional files ineffective
- Used by die and mould makers and special manufacturing applications on materials such as hardened steel, ceramics, glass, graphite, etc.
- Shape: The shapes are the same as for the corresponding conventional needle files
- The files are covered with diamond grit (D 126) and are supplied in individual plastic pouches
- Single pack


|               | <br>731151 |   | <br>mm |    |
|---------------|------------|---|--------|----|
| 2-300-14-D-1P | 8189105    | 1 | 140    | 6  |
| 2-300-16-D-1P | 8189129    | 1 | 160    | 10 |
| 2-301-14-D-1P | 8189136    | 1 | 140    | 6  |
| 2-301-16-D-1P | 8189143    | 1 | 160    | 10 |
| 2-302-14-D-1P | 8189150    | 1 | 140    | 6  |
| 2-302-16-D-1P | 8189167    | 1 | 160    | 10 |
| 2-303-14-D-1P | 8189174    | 1 | 140    | 6  |
| 2-303-16-D-1P | 8189198    | 1 | 160    | 10 |
| 2-304-14-D-1P | 8189204    | 1 | 140    | 6  |
| 2-304-16-D-1P | 8189211    | 1 | 160    | 10 |

2-300-; 2-301-; 2-302-; 2-303-; 2-304-



# DIAMOND FILES

## 2-306-D - 2-308-D



## DIAMOND NEEDLE FILES

- Used for finishing on material where the hardness makes conventional files ineffective
- Used by die and mould makers and special manufacturing applications on materials such as hardened steel, ceramics, glass, graphite, etc.
- Shape: The shapes are the same as for the corresponding conventional needle files
- The files are covered with diamond grit (D 126) and are supplied in individual plastic pouches
- Single pack

|               | <br>731151 |   | <br>mm | <br>g |
|---------------|------------|---|--------|-------|
| 2-306-14-D-1P | 8189228    | 1 | 140    | 6     |
| 2-307-14-D-1P | 8189235    | 1 | 140    | 6     |
| 2-307-16-D-1P | 8189242    | 1 | 160    | 10    |
| 2-308-14-D-1P | 8189259    | 1 | 140    | 6     |

2-306-; 2-307-; 2-308-

## 5-600-D - 5-670-D



## DIAMOND PRECISION FILES

- Used for heavy duty purposes where conventional files are ineffective
- Suitable for materials such as hard metals, hard plastics, graphite, epoxy, etc.
- Shape: Four different shapes, similar to conventional precision files
- Integrated handle for easy use
- The shaped section of the file (approx. 110 mm) is covered with diamond grit (D 126)
- The files are supplied in individual plastic pouches
- Single pack

|               | <br>731151 |   | <br>mm | <br>g |
|---------------|------------|---|--------|-------|
| 5-600-21-D-1P | 8189341    | 1 | 215    | 52    |
| 5-610-21-D-1P | 8189358    | 1 | 215    | 54    |
| 5-630-21-D-1P | 8189365    | 1 | 215    | 50    |
| 5-670-21-D-1P | 8189389    | 1 | 215    | 63    |

5-600-21-D-1P ; 5-610-21-D-1P ; 5-630-21-D-1P ; 5-670-21-D-1P



## 3-330

### FLAT PANSAR® BLADE



- For work in sheet metal, such as car bodies and refrigerators
- Also in soft materials, where a high material removal rate and a smooth finish is required
- Shape: Flat edges and parallel surfaces
- Convex surfaces milled with curved teeth
- Provided with holes for holder screws
- Fits holders 9-458 and 9-462
- Type of cut: 1 = Bastard, 2 = Second

|              | <br>731151 |   | A<br>mm | B<br>mm | C<br>mm |    |   |     |
|--------------|------------|---|---------|---------|---------|----|---|-----|
| 3-330-12-1-0 | 8020712    | 5 | 300     | 30      | 4.5     | 9  | 1 | 200 |
| 3-330-12-2-0 | 8020729    | 5 | 300     | 30      | 4.5     | 12 | 2 | 200 |
| 3-330-14-1-0 | 8020736    | 5 | 350     | 35      | 4.5     | 9  | 1 | 270 |
| 3-330-14-2-0 | 8020743    | 5 | 350     | 35      | 4.5     | 12 | 2 | 270 |

## 3-331

### HALF ROUND PANSAR® BLADE



- For work in sheet metal, such as car bodies and refrigerators
- For filing concave surfaces. Also in soft materials, where a high material removal rate and a smooth finish is required
- Shape: Half round, parallel edges
- The convex side is milled with curved teeth
- Provided with holes for holder screws
- Fits holder 9-457
- Type of cut: 1 = Bastard

|              | <br>731151 |   | A<br>mm | B<br>mm | C<br>mm |   |   |     |
|--------------|------------|---|---------|---------|---------|---|---|-----|
| 3-331-14-1-0 | 8020750    | 5 | 350     | 36      | 4.5     | 9 | 1 | 235 |

## FM10

### FILEMASTER



- File handle developed according to the scientific ERGO™ process
- Shear cut: For use on steel, plastics, laminates and hard woods
- Good for finishing in most materials
- Curved teeth: For fast removal of soft metals, lead, aluminium, soft wood and fillers
- Shape: Edges parallel and uncut. Surfaces have milled teeth
- One side shear cut, one side curved teeth
- The file is coated with a protective layer of paint

|      | <br>731151 |   | A<br>mm | B<br>mm | C<br>mm |       |     |
|------|------------|---|---------|---------|---------|-------|-----|
| FM10 | 8010881    | 5 | 250     | 23      | 5.5     | 4 & 5 | 270 |



## MILLED TOOTH FILES

### HRFM10

### HALF ROUND FILEMASTER

ergo®



- File handle developed according to the scientific ERGO™ process
- For filing concave and flat surfaces and large holes
- Curved teeth give fast removal of soft metals, lead, aluminium, soft wood and fillers
- Shape: Edges taper towards the tip and are uncut
- Half round surface has milled, curved teeth, concave back is uncut
- The file is coated with a protective layer of paint


|        |            |   |         |         |         |          |       |
|--------|------------|---|---------|---------|---------|----------|-------|
|        | <br>731151 |   | A<br>mm | B<br>mm | C<br>mm | <br>T/cm | <br>g |
| HRFM10 | 8010898    | 5 | 250     | 23      | 4.5     | 5        | 182   |



## SHARPENING FILES

### 4-138...-0

### MILL SAW FILE INDUSTRY PACK, UNHANDLED



- For sharpening circular, felling and gang saws with fine toothing and bandsaws
- Excellent for draw and fine filing, polishing and deburring work
- Often used in the engineering industry as lathe and deburring files and for draw filing
- Shape: Parallel, thin
- Surfaces and edges single cut, one round edge
- Type of cut: 1 = Bastard


|              |            |    |         |         |         |          |   |       |
|--------------|------------|----|---------|---------|---------|----------|---|-------|
|              | <br>731151 |    | A<br>mm | B<br>mm | C<br>mm | <br>T/cm |   | <br>g |
| 4-138-06-1-0 | 8020927    | 10 | 150     | 16      | 2.7     | 20       | 1 | 47    |
| 4-138-08-1-0 | 8020934    | 10 | 200     | 20      | 3.3     | 18       | 1 | 98    |
| 4-138-10-1-0 | 8020958    | 10 | 250     | 25      | 4.0     | 16       | 1 | 187   |
| 4-138-12-1-0 | 8020965    | 5  | 300     | 30      | 5.0     | 14       | 1 | 345   |



## 4-138...-2

### MILL SAW FILE SINGLE PACK CARDED

ergo®



- File handle developed according to the scientific ERGO™ process
- For sharpening circular, felling and gang saws with fine toothing and bandsaws
- Excellent for draw and fine filing, polishing and deburring work
- Often used in the engineering industry as lathe and deburring files and for draw filing
- Shape: Parallel, thin
- Surfaces and edges single cut, one round edge
- Type of cut: 1 = Bastard

|              | <br>731151 |   | A<br>mm | B<br>mm | C<br>mm | <br>T/cm |   | <br>g |
|--------------|------------|---|---------|---------|---------|----------|---|-------|
| 4-138-06-1-2 | 8000592    | 5 | 150     | 16      | 2.7     | 20       | 1 | 110   |
| 4-138-08-1-2 | 8000615    | 5 | 200     | 20      | 3.3     | 18       | 1 | 160   |
| 4-138-10-1-2 | 8000646    | 5 | 250     | 25      | 4.0     | 16       | 1 | 225   |
| 4-138-12-1-2 | 8194734    | 5 | 300     | 30      | 5.0     | 14       | 1 | 380   |

## 4-140...-0

### MILL SAW FILE INDUSTRY PACK, UNHANDLED




- For sharpening circular, felling and gang saws with fine toothing and bandsaws
- Excellent for draw and fine filing, polishing and deburring work
- Often used in the engineering industry as lathe and deburring files and for draw filing
- Shape: Parallel, thin
- Surfaces and edges single cut, two round edges
- Type of cut: 1 = Bastard

|              | <br>731151 |    | A<br>mm | B<br>mm | C<br>mm | <br>T/cm |   | <br>g |
|--------------|------------|----|---------|---------|---------|----------|---|-------|
| 4-140-06-1-0 | 8020989    | 10 | 150     | 16      | 2.7     | 20       | 1 | 50    |
| 4-140-08-1-0 | 8020996    | 10 | 200     | 20      | 3.3     | 18       | 1 | 100   |
| 4-140-10-1-0 | 8022488    | 10 | 250     | 25      | 4.0     | 16       | 1 | 180   |

## 4-140...-2

### MILL SAW FILE SINGLE PACK CARDED

ergo®



- File handle developed according to the scientific ERGO™ process
- For sharpening circular, felling and gang saws with fine toothing and bandsaws
- Excellent for draw and fine filing, polishing and deburring work
- Often used in the engineering industry as lathe and deburring files and for draw filing
- Shape: Parallel, thin
- Surfaces and edges single cut, two round edges
- Type of cut: 1 = Bastard

|              | <br>731151 |   | A<br>mm | B<br>mm | C<br>mm | <br>T/cm |   | <br>g |
|--------------|------------|---|---------|---------|---------|----------|---|-------|
| 4-140-08-1-2 | 8028169    | 5 | 200     | 20      | 3.3     | 18       | 1 | 160   |
| 4-140-10-1-2 | 8194741    | 5 | 250     | 25      | 4.0     | 16       | 1 | 225   |



# SHARPENING FILES

4-144...-0

## MILL SAW FILE INDUSTRY PACK, UNHANDLED



- For sharpening circular and felling saws with fine toothing and for deburring work
- Shape: Parallel, extra thin
- Surfaces and edges single cut, one round edge
- Type of cut: 2 = Second

|              |            |    |         |         |         |          |   |       |
|--------------|------------|----|---------|---------|---------|----------|---|-------|
|              | <br>731151 |    | A<br>mm | B<br>mm | C<br>mm | <br>T/cm |   | <br>g |
| 4-144-08-2-0 | 8021054    | 10 | 200     | 20      | 2.5     | 20       | 2 | 75    |

4-144...-2

## MILL SAW FILE SINGLE PACK CARDED

ergo®



- File handle developed according to the scientific ERGO™ process
- For sharpening circular and felling saws with fine toothing and for deburring work
- Shape: Parallel, extra thin
- Surfaces and edges single cut, one round edge
- Type of cut: 2 = Second

|              |            |   |         |         |         |          |   |       |
|--------------|------------|---|---------|---------|---------|----------|---|-------|
|              | <br>731151 |   | A<br>mm | B<br>mm | C<br>mm | <br>T/cm |   | <br>g |
| 4-144-08-2-2 | 8201319    | 5 | 200     | 20      | 2.5     | 20       | 2 | 139   |

4-142

## MILL SAW FILE



- For sharpening circular, felling and gang saws with fine toothing and bandsaws
- Excellent for draw and fine filing, polishing and deburring work
- Often used in the engineering industry as lathe and deburring files and for draw filing
- Shape: Parallel, thin
- Surfaces and edges single cut, two flat edges
- Type of cut: 1 = Bastard


|              |            |    |         |         |         |          |   |       |
|--------------|------------|----|---------|---------|---------|----------|---|-------|
|              | <br>731151 |    | A<br>mm | B<br>mm | C<br>mm | <br>T/cm |   | <br>g |
| 4-142-06-1-0 | 8021016    | 10 | 150     | 16      | 2.7     | 20       | 1 | 50    |
| 4-142-08-1-0 | 8021023    | 10 | 200     | 20      | 3.3     | 18       | 1 | 95    |
| 4-142-10-1-0 | 8021030    | 10 | 250     | 25      | 4.0     | 16       | 1 | 175   |



## 4-152

### HOMEOWNER'S FILE, FOR WOOD

ergo®



- File handle developed according to the scientific ERGO™ process
- Rasp cut: Rough filing of wood, plywood, soft plastics, etc.
- Double cut: Fine filing of metals, iron and plastics, etc.
- Shape: Flat, parallel, with two flat, uncut edges
- One side bastard rasp cut, the other side double second cut

|              |            |   |         |         |         |       |       |
|--------------|------------|---|---------|---------|---------|-------|-------|
|              | <br>731151 |   | A<br>mm | B<br>mm | C<br>mm |       | <br>g |
| 4-152-08-2-2 | 8000691    | 5 | 200     | 25      | 4.0     | 1 & 2 | 180   |

## 4-153

### HOMEOWNER'S FILE, FOR METAL

ergo®



- File handle developed according to the scientific ERGO™ process
- Double cut: Rough sharpening of edges on spades, hoes, mower blades, axes, etc.
- Single cut: Fine sharpening of edges on above implements and on knives and scissors
- Shape: Flat, parallel, with two flat, uncut edges
- One side bastard double cut, the other side single second cut

|              |            |   |         |         |         |       |       |
|--------------|------------|---|---------|---------|---------|-------|-------|
|              | <br>731151 |   | A<br>mm | B<br>mm | C<br>mm |       | <br>g |
| 4-153-08-1-2 | 8000707    | 5 | 200     | 25      | 4.0     | 1 & 2 | 195   |

## 4-154

### HOMEOWNER'S SET

ergo®



- File handle developed according to the scientific ERGO™ process
- Two files on a display card
- Contains one homeowner's file for wood 4-152 and one homeowner's file for metal 4-153
- Type of cut: 1 = Bastard, 2 = Second

|              |            |    |         |         |         |       |       |
|--------------|------------|----|---------|---------|---------|-------|-------|
|              | <br>731151 |    | A<br>mm | B<br>mm | C<br>mm |       | <br>g |
| 4-154-08-2-2 | 8000714    | 10 | 200     | 25      | 4.0     | 1 & 2 | 350   |





# SHARPENING FILES

## 4-155

### FARMER'S OWN/ DOUBLE DUTY FILE



- Double cut: For filing flat surfaces and for rough sharpening of edges on spades, hoes, mower blades, etc.
- Single cut: For fine filing of flat surfaces and for fine sharpening of tools and implements
- Shape: Parallel edges, one edge uncut
- One side double cut bastard, the other side single cut bastard
- Integral handle with hanging hole
- Type of cut: 1 = Bastard

|              | <br>731151 |    | A<br>mm | B<br>mm | C<br>mm | <br>T/cm |   |     |
|--------------|------------|----|---------|---------|---------|----------|---|-----|
| 4-155-08-2-0 | 8116194    | 10 | 200     | 25      | 4.0     | 9 & 15   | 1 | 190 |
| 4-155-10-2-0 | 8116200    | 10 | 250     | 30      | 5.5     | 7 & 14   | 1 | 390 |

## 4-183...-0

### TAPER SAW FILE, REGULAR INDUSTRY PACK, UNHANDLED



- For sharpening saws with universal toothing and teeth at 60° angle
- Shape: Triangular, with edges tapering towards the tip
- Surfaces and edges single cut
- Type of cut: 2 = Second

|              | <br>731151 |    | A<br>mm | B<br>mm | <br>T/cm |   |     |
|--------------|------------|----|---------|---------|----------|---|-----|
| 4-183-04-2-0 | 8021108    | 10 | 100     | 8.2     | 20       | 2 | 30  |
| 4-183-45-2-0 | 8021115    | 10 | 112     | 9.6     | 19       | 2 | 40  |
| 4-183-05-2-0 | 8021122    | 10 | 125     | 10.5    | 19       | 2 | 50  |
| 4-183-06-2-0 | 8021139    | 10 | 150     | 12.0    | 17       | 2 | 80  |
| 4-183-07-2-0 | 8021146    | 10 | 175     | 13.0    | 16       | 2 | 105 |
| 4-183-08-2-0 | 8021153    | 10 | 200     | 15.0    | 15       | 2 | 160 |
| 4-183-10-2-0 | 8021160    | 10 | 250     | 17.0    | 14       | 2 | 245 |

## 4-183...-2

### TAPER SAW FILE, REGULAR SINGLE PACK CARDED



- File handle developed according to the scientific ERGO™ process
- For sharpening saws with universal toothing and teeth at 60° angle
- Shape: Triangular, with edges tapering towards the tip
- Surfaces and edges single cut
- Type of cut: 2 = Second

|              | <br>731151 |   | A<br>mm | B<br>mm | <br>T/cm |   |     |
|--------------|------------|---|---------|---------|----------|---|-----|
| 4-183-04-2-2 | 8201401    | 5 | 100     | 8.2     | 20       | 2 | 80  |
| 4-183-05-2-2 | 8201418    | 5 | 125     | 10.5    | 19       | 2 | 115 |
| 4-183-06-2-2 | 8000769    | 5 | 150     | 12.0    | 17       | 2 | 135 |
| 4-183-07-2-2 | 8194710    | 5 | 175     | 13.0    | 16       | 2 | 155 |
| 4-183-08-2-2 | 8194727    | 5 | 200     | 15.0    | 15       | 2 | 210 |



## 4-186...-0

### SLIM TAPER INDUSTRY PACK, UNHANDLED



- For sharpening all types of saw with fine universal toothing
- Shape: Triangular, with edges tapering towards the tip
- Surfaces and edges single cut
- Type of cut: 2 = Second

|              | <br>731151 |    | A<br>mm | B<br>mm | <br>T/cm |   |     |
|--------------|------------|----|---------|---------|----------|---|-----|
| 4-186-04-2-0 | 8021191    | 10 | 100     | 6.0     | 23       | 2 | 15  |
| 4-186-45-2-0 | 8021207    | 10 | 112     | 7.0     | 22       | 2 | 20  |
| 4-186-05-2-0 | 8021214    | 10 | 125     | 7.0     | 22       | 2 | 25  |
| 4-186-06-2-0 | 8021221    | 10 | 150     | 8.4     | 20       | 2 | 40  |
| 4-186-07-2-0 | 8021238    | 10 | 175     | 9.8     | 19       | 2 | 65  |
| 4-186-08-2-0 | 8021245    | 10 | 200     | 12.2    | 17       | 2 | 105 |

## 4-186...-2

### SLIM TAPER SINGLE PACK CARDED



- File handle developed according to the scientific ERGO™ process
- For sharpening all types of saw with fine universal toothing
- Shape: Triangular, with edges tapering towards the tip
- Surfaces and edges single cut
- Type of cut: 2 = Second

|              | <br>731151 |   | A<br>mm | B<br>mm | <br>T/cm |   |    |
|--------------|------------|---|---------|---------|----------|---|----|
| 4-186-04-2-2 | 8201425    | 5 | 100     | 6.0     | 23       | 2 | 65 |
| 4-186-05-2-2 | 8028213    | 5 | 125     | 7.0     | 22       | 2 | 70 |
| 4-186-06-2-2 | 8000837    | 5 | 150     | 8.4     | 20       | 2 | 85 |

## 4-187...-0

### EXTRA SLIM TAPER INDUSTRY PACK, UNHANDLED



- For sharpening all types of saw with fine universal toothing
- Shape: Triangular, with edges tapering towards the tip
- Surfaces and edges single cut
- Type of cut: 2 = Second

|              | <br>731151 |    | A<br>mm | B<br>mm | <br>T/cm |   |    |
|--------------|------------|----|---------|---------|----------|---|----|
| 4-187-04-2-0 | 8021269    | 10 | 100     | 5.0     | 26       | 2 | 12 |
| 4-187-45-2-0 | 8021276    | 10 | 112     | 6.0     | 24       | 2 | 20 |
| 4-187-05-2-0 | 8021283    | 10 | 125     | 6.0     | 24       | 2 | 23 |
| 4-187-06-2-0 | 8021290    | 10 | 150     | 7.0     | 22       | 2 | 27 |
| 4-187-07-2-0 | 8021306    | 10 | 175     | 8.5     | 21       | 2 | 47 |



# SHARPENING FILES

## 4-187...-2

### EXTRA SLIM TAPER SINGLE PACK CARDED



- File handle developed according to the scientific ERGO™ process
- For sharpening all types of saw with fine universal toothing
- Shape: Triangular, with edges tapering towards the tip
- Surfaces and edges single cut
- Type of cut: 2 = Second

|              | <br>731151 |   | A<br>mm | B<br>mm | <br>T/cm |   | <br>g |
|--------------|------------|---|---------|---------|----------|---|-------|
| 4-187-05-2-2 | 8201449    | 5 | 125     | 6.0     | 24       | 2 | 75    |
| 4-187-06-2-2 | 8022464    | 5 | 150     | 7.0     | 22       | 2 | 95    |

## 4-188...-0

### DOUBLE EXTRA SLIM TAPER INDUSTRY PACK, UNHANDLED



- For sharpening all types of saw with fine universal toothing
- Shape: Triangular, with edges tapering towards the tip
- Surfaces and edges single cut
- Type of cut: 2 = Second

|              | <br>731151 |    | A<br>mm | B<br>mm | <br>T/cm |   | <br>g |
|--------------|------------|----|---------|---------|----------|---|-------|
| 4-188-05-2-0 | 8021337    | 10 | 125     | 5.0     | 26       | 2 | 15    |
| 4-188-06-2-0 | 8021344    | 10 | 150     | 6.0     | 24       | 2 | 20    |

## 4-188...-2

### DOUBLE EXTRA SLIM TAPER SINGLE PACK CARDED



- File handle developed according to the scientific ERGO™ process
- For sharpening all types of saw with fine universal toothing
- Shape: Triangular, with edges tapering towards the tip
- Surfaces and edges single cut
- Type of cut: 2 = Second

|              | <br>731151 |   | A<br>mm | B<br>mm | <br>T/cm |   | <br>g |
|--------------|------------|---|---------|---------|----------|---|-------|
| 4-188-05-2-2 | 8201456    | 5 | 125     | 5.0     | 26       | 2 | 75    |



## 4-190...-0

### DOUBLE-ENDED SAW FILE INDUSTRY PACK



- For sharpening saws with fine cross tothing
- Shape: Triangular, untanged, edges tapering towards both ends
- Surfaces and edges single cut from both ends towards the centre
- Wood handle included
- Type of cut: 2 = Second

|              | <br>731151 |    | A<br>mm | B<br>mm | <br>T/cm |   | <br>g |
|--------------|------------|----|---------|---------|----------|---|-------|
| 4-190-06-2-0 | 8021368    | 10 | 150     | 6.0     | 24       | 2 | 35    |
| 4-190-07-2-0 | 8021375    | 10 | 175     | 6.0     | 24       | 2 | 40    |
| 4-190-08-2-0 | 8021382    | 10 | 200     | 7.0     | 22       | 2 | 45    |

## 4-190...-2

### DOUBLE-ENDED SAW FILE SINGLE PACK, CARDED



- File handle developed according to the scientific ERGO™ process
- For sharpening saws with fine cross tothing
- Shape: Triangular, untanged, edges tapering towards both ends
- Surfaces and edges single cut from both ends towards the centre
- Type of cut: 2 = Second

|              | <br>731151 |   | A<br>mm | B<br>mm | <br>T/cm |   | <br>g |
|--------------|------------|---|---------|---------|----------|---|-------|
| 4-190-06-2-2 | 8000899    | 5 | 150     | 6.0     | 24       | 2 | 85    |
| 4-190-07-2-2 | 8000905    | 5 | 175     | 6.0     | 24       | 2 | 45    |
| 4-190-08-2-2 | 8000912    | 5 | 200     | 7.0     | 22       | 2 | 65    |

## 4-192...-0

### TAPER BANDSAW FILE, REGULAR INDUSTRY PACK, UNHANDLED



- For sharpening bandsaw blades
- Shape: Triangular, with round edges tapering towards the tip
- Surfaces and edges single cut
- Type of cut: 2 = Second

|              | <br>731151 |    | A<br>mm | B<br>mm | <br>T/cm |   | <br>g |
|--------------|------------|----|---------|---------|----------|---|-------|
| 4-192-06-2-0 | 8021412    | 10 | 150     | 11.7    | 17       | 2 | 75    |
| 4-192-07-2-0 | 8021429    | 10 | 175     | 12.6    | 16       | 2 | 135   |
| 4-192-08-2-0 | 8021436    | 10 | 200     | 14.4    | 15       | 2 | 160   |



# SHARPENING FILES

## 4-192...-2

### TAPER BANDSAW FILE, REGULAR SINGLE PACK, CARDED

ergo®



- File handle developed according to the scientific ERGO™ process
- For sharpening bandsaw blades
- Shape: Triangular, with round edges tapering towards the tip
- Surfaces and edges single cut
- Type of cut: 2 = Second

|              | <br>731151 |   | A<br>mm | B<br>mm | <br>T/cm |   | <br>g |
|--------------|------------|---|---------|---------|----------|---|-------|
| 4-192-06-2-2 | 8201463    | 5 | 150     | 11.7    | 17       | 2 | 140   |
| 4-192-08-2-2 | 8201487    | 5 | 200     | 14.4    | 15       | 2 | 180   |

## 4-202 - 4-204

### MACHINE BANDSAW FILES



- For sharpening bandsaw blades
- Shape: Triangular, untanged, parallel
- Surfaces and round edges single cut
- Type of cut: 2 = Second

|              | <br>731151 |    | A<br>mm | B<br>mm | <br>T/cm |   | <br>g |
|--------------|------------|----|---------|---------|----------|---|-------|
| 4-202-85-2-0 | 8021474    | 10 | 212     | 14.4    | 15       | 2 | 175   |
| 4-203-85-2-0 | 8021481    | 10 | 212     | 9.5     | 18       | 2 | 70    |
| 4-204-85-2-0 | 8021498    | 10 | 212     | 16.0    | 15       | 2 | 210   |

## 4-272...-0

### DOUBLE EDGE SAW FILE "WASA"® INDUSTRY PACK, UNHANDLED



- For sharpening saws with straight, fine toothing
- Shape: Parallel, double conical
- Surfaces and edges single cut
- Type of cut: 3 = Smooth

|              | <br>731151 |    | A<br>mm | B<br>mm | C<br>mm | <br>T/cm |   | <br>g |
|--------------|------------|----|---------|---------|---------|----------|---|-------|
| 4-272-06-3-0 | 8021597    | 10 | 150     | 16.0    | 4.0     | 23       | 3 | 50    |









## 4-272...-2

### DOUBLE EDGE SAW FILE "WASA"® SINGLE PACK, CARDED

ergo®



- File handle developed according to the scientific ERGO™ process
- For sharpening saws with straight, fine toothing
- Shape: Parallel, double conical
- Surfaces and edges single cut
- Type of cut: 3 = Smooth

|  | <br>731151 |  | A<br>mm | B<br>mm | C<br>mm | <br>T/cm |  | <br>g |
|---|---|---|---------|---------|---------|---|---|--|
| 4-272-05-3-2  | 8201500   | 5   | 125     | 16.0    | 4.0     | 23  | 3   | 100  |
| 4-272-06-3-2  | 8001025   | 5   | 150     | 16.0    | 4.0     | 23  | 3   | 105  |

# CHAIN SAW FILES









## 168 - 1P

### ROUND CHAIN SAW FILES



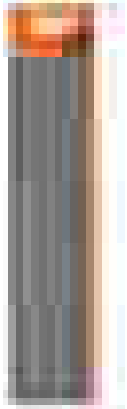
- Round chain saw file for sharpening of the cutting tooth on the saw chain
- Each file is packed in a skin pack which can be reused as a protective sleeve

|  | <br>731151 |  | <br>mm | $\emptyset$<br>mm |  | <br>g |
|---|---|--|---|-------------------|---|--|
| 168-6-3.2-1P  | 8152338   | 12   | 150   | 3.2               | 1/4"  | 13   |
| 168-6-3.5-1P  | 8152345   | 12   | 150   | 3.5               | 1/4"  | 15   |
| 168-8-4.0-1P  | 8152352   | 12   | 200   | 4.0               | 3/8" RG   | 23   |
| 168-8-4.5-1P  | 8152369   | 12   | 200   | 4.5               | .325  | 27   |
| 168-8-4.8-1P  | 8152376   | 12   | 200   | 4.8               | .325  | 31   |
| 168-8-5.2-1P  | 8152383   | 12   | 200   | 5.2               | 3/8"  | 36   |
| 168-8-5.5-1P  | 8152390   | 12   | 200   | 5.5               | 3/8"  | 39   |
| 168-8-6.3-1P  | 8152406   | 12   | 200   | 6.3               | 1/2"  | 51   |



## CHAIN SAW FILES

### 168 - 3P



### ROUND CHAIN SAW FILES

- Round chain saw file for sharpening of the cutting tooth on the saw chain
- The files are packed in a three pce protective skin pack with perforations for easy separation
- 12 three packs (36 files) are packed in a combined display/storage box

|              | <br>731151 |    | <br>mm | <br>mm |         | <br>g |
|--------------|------------|----|--------|--------|---------|-------|
| 168-6-3.2-3P | 8152413    | 12 | 150    | 3.2    | 1/4"    | 39    |
| 168-6-3.5-3P | 8152420    | 12 | 150    | 3.5    | 1/4"    | 45    |
| 168-8-4.0-3P | 8152437    | 12 | 200    | 4.0    | 3/8" RG | 69    |
| 168-8-4.5-3P | 8152444    | 12 | 200    | 4.5    | .325    | 81    |
| 168-8-4.8-3P | 8152451    | 12 | 200    | 4.8    | .325    | 93    |
| 168-8-5.2-3P | 8152468    | 12 | 200    | 5.2    | 3/8"    | 108   |
| 168-8-5.5-3P | 8152475    | 12 | 200    | 5.5    | 3/8"    | 117   |
| 168-8-6.3-3P | 8152482    | 12 | 200    | 6.3    | 1/2"    | 153   |

### 168-6



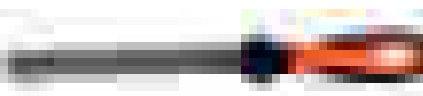
### ROUND CHAIN SAW FILES

- Round chain saw file for sharpening of the cutting tooth on the chain saw blade
- 6 pack
- For professional users
- The outer box can also be used as a counter display
- 10 six packs (60 files) are packed in a combined display/storage box

|             | <br>731151 |   | <br>mm | <br>mm |         | <br>g |
|-------------|------------|---|--------|--------|---------|-------|
| 168-8-4.0-6 | 8217419    | 6 | 200    | 4.0    | 3/8" RG | 23    |
| 168-8-4.5-6 | 8217426    | 6 | 200    | 4.5    | .325    | 27    |
| 168-8-4.8-6 | 8217433    | 6 | 200    | 4.8    | .325    | 31    |
| 168-8-5.2-6 | 8217440    | 6 | 200    | 5.2    | 3/8"    | 36    |
| 168-8-5.5-6 | 8217457    | 6 | 200    | 5.5    | 3/8"    | 39    |

### 166-2

ergo®



### FLAT CHAIN SAW FILES SINGLE PACK, CARDED

- File handle developed according to the scientific ERGO™ process
- Parallel flat file with round uncut edges for filing of depth gauges on saw chains and for sharpening of brushcutter blade

|                | <br>731151 |   | A<br>mm | B<br>mm | C<br>mm | <br>g |
|----------------|------------|---|---------|---------|---------|-------|
| 166-6-16-2.5-2 | 8209698    | 5 | 150     | 16.0    | 2.5     | 105   |







## 166/167-12



## FLAT CHAIN SAW FILES INDUSTRY PACK, UNHANDLED

- Parallel flat file with round uncut edges
- For filing of depth gauges on saw chains and for sharpening of brush cutter blades








|  | <br>731151 |  | A<br>mm | B<br>mm | C<br>mm | <br>g |
|---|---|---|---------|---------|---------|--|
| 167-8-21-3.2-12   | 8021986   | 12  | 200     | 21.0    | 3.2     | 94   |
| 166-6-16-2.5-12   | 8021979   | 12  | 150     | 16.0    | 2.5     | 48   |

## 168-C



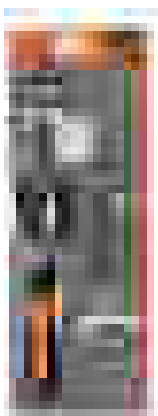
## CHAIN SAW FILES, SET

- File handle developed according to the scientific ERGO™ process
- Combination pack with two round chain saws files and one 6" flat chain saw file

|  | <br>731151 |  | <br>mm | <br>mm |  | <br>g |
|--|--|---|--|--|--|---|
| 168-COMBI-4.0  | 8209667  | 1   | 200  | 4.0  | 3/8" RG  | 150   |
| 168-COMBI-4.8  | 8209674  | 1   | 200  | 4.8  | .325   | 160   |
| 168-COMBI-5.5  | 8209681  | 1   | 200  | 5.5  | 3/8"   | 175   |










## 168-C-G



## CHAIN SAW FILES, SET INCLUDING FILING GUIDE

- File handle developed according to the scientific ERGO™ process
- Combination pack of two round chain saws files, one 6" flat chain saw file and a filing guide

|  | <br>731151 |  | <br>mm | <br>mm |  | <br>g |
|---|---|---|---|---|---|--|
| 168-COMBI-4.0-6922  | 8209612   | 1   | 200   | 4.0   | 3/8" RG   | 185  |
| 168-COMBI-4.8-6920  | 8209643   | 1   | 200   | 4.8   | .325  | 195  |
| 168-COMBI-5.5-6924  | 8209650   | 1   | 200   | 5.5   | 3/8"  | 210  |








# RASPS

## 6-342...-0



### HALF ROUND RASP INDUSTRY PACK, UNHANDLED

- For work in wood, plywood, wallboard, plastics and other soft materials
- Shape: Edges and surfaces tapered towards the tip
- Surfaces rasp cut, edges single cut
- Type of cut: 1 = Coarse, 2 = Medium

|  | <br>731151   |         | A<br>mm | B<br>mm | C<br>mm | <br>/cm <sup>2</sup> |    | <br>g |     |
|--|--------------|---------|---------|---------|---------|----------------------|----|-------|-----|
|  | 6-342-06-2-0 | 8021719 | 10      | 150     | 15.0    | 5.0                  | 20 | 2     | 65  |
|  | 6-342-08-1-0 | 8021726 | 10      | 200     | 20.0    | 6.5                  | 10 | 1     | 158 |
|  | 6-342-08-2-0 | 8021733 | 10      | 200     | 20.0    | 6.5                  | 16 | 2     | 158 |
|  | 6-342-10-1-0 | 8021757 | 10      | 250     | 24.0    | 8.0                  | 8  | 1     | 270 |
|  | 6-342-10-2-0 | 8021764 | 10      | 250     | 24.0    | 8.0                  | 12 | 2     | 270 |
|  | 6-342-12-1-0 | 8021788 | 5       | 300     | 30.0    | 10.0                 | 6  | 1     | 400 |

## 6-342...-2



### HALF ROUND RASP SINGLE PACK, CARDED

- File handle developed according to the scientific ERGO™ process
- For work in wood, plywood, wallboard, plastics and other soft materials
- Shape: Edges and surfaces tapered towards the tip
- Surfaces rasp cut, edges single cut
- Type of cut: 1 = Coarse, 2 = Medium

|  | <br>731151   |         | A<br>mm | B<br>mm | C<br>mm | <br>/cm <sup>2</sup> |    | <br>g |     |
|--|--------------|---------|---------|---------|---------|----------------------|----|-------|-----|
|  | 6-342-06-2-2 | 8244170 | 5       | 150     | 15.0    | 5.0                  | 20 | 2     | 102 |
|  | 6-342-08-1-2 | 8028282 | 5       | 200     | 20.0    | 6.5                  | 10 | 1     | 205 |
|  | 6-342-08-2-2 | 8005375 | 5       | 200     | 20.0    | 6.5                  | 16 | 2     | 205 |
|  | 6-342-10-1-2 | 8005382 | 5       | 250     | 24.0    | 8.0                  | 8  | 1     | 330 |
|  | 6-342-10-2-2 | 8005399 | 5       | 250     | 24.0    | 8.0                  | 12 | 2     | 330 |

## 6-343...-0



### CABINET RASP INDUSTRY PACK, UNHANDLED


- For work in wood, plywood, wallboard, plastics and other soft materials
- Shape: Thin, half round. Edges and surfaces tapered towards the tip
- Surfaces rasp cut, edges single cut
- Type of cut: 2 = Medium, 3 = Fine

|  | <br>731151   |         | A<br>mm | B<br>mm | C<br>mm | <br>/cm <sup>2</sup> |    | <br>g |     |
|--|--------------|---------|---------|---------|---------|----------------------|----|-------|-----|
|  | 6-343-08-2-0 | 8021801 | 10      | 200     | 22.5    | 5.5                  | 22 | 2     | 84  |
|  | 6-343-08-3-0 | 8021818 | 10      | 200     | 22.5    | 5.5                  | 22 | 3     | 84  |
|  | 6-343-10-2-0 | 8021825 | 10      | 250     | 27.0    | 6.0                  | 12 | 2     | 205 |
|  | 6-343-10-3-0 | 8021832 | 10      | 250     | 27.0    | 6.0                  | 18 | 3     | 205 |
|  | 6-343-12-2-0 | 8021849 | 5       | 300     | 34.0    | 7.0                  | 10 | 2     | 355 |







6-343...-2

CABINET RASP SINGLE PACK, CARDED

ergo®



- File handle developed according to the scientific ERGO™ process
- For work in wood, plywood, wallboard, plastics and other soft materials
- Shape: Thin, half round, edges and surfaces tapered towards the tip
- Surfaces rasp cut, edges single cut
- Type of cut: 2 = Medium







|  | <br>731151 |  | A<br>mm | B<br>mm | C<br>mm | <br>/cm <sup>2</sup> |  | <br>g |
|---|---|---|---------|---------|---------|---|---|--|
| 6-343-08-2-2  | 8001070   | 5   | 200     | 22.5    | 5.5     | 16  | 2   | 170  |
| 6-343-10-2-2  | 8001094   | 5   | 250     | 27.0    | 6.0     | 12  | 2   | 285  |

6-344...-0

HAND RASP




- For work in wood, plywood, wallboard, plastics and other soft materials
- Shape: Edges and surfaces parallel
- Surfaces rasp cut, one edge single cut
- Type of cut: 2 = Medium

|  | <br>731151 |  | A<br>mm | B<br>mm | C<br>mm | <br>/cm <sup>2</sup> |  | <br>g |
|---|---|---|---------|---------|---------|---|---|--|
| 6-344-08-2-0  | 8021887   | 12  | 200     | 20.2    | 6.5     | 16  | 2   | 200  |
| 6-344-10-2-0  | 8021900   | 10  | 250     | 25.0    | 7.5     | 12  | 2   | 250  |







6-344...-2

HAND RASP

ergo®



- File handle developed according to the scientific ERGO™ process
- For work in wood, plywood, wallboard, plastics and other soft materials
- Shape: Edges and surfaces parallel
- Surfaces rasp cut, one edge single cut
- Single pack, carded
- Type of cut: 2 = Medium

|  | <br>731151 |  | A<br>mm | B<br>mm | C<br>mm | <br>/cm <sup>2</sup> |  | <br>g |
|---|---|---|---------|---------|---------|---|---|--|
| 6-344-08-2-2  | 8005344   | 5   | 200     | 20.0    | 6.5     | 16  | 2   | 200  |
| 6-344-10-2-2  | 8005351   | 5   | 250     | 25.0    | 7.5     | 12  | 2   | 250  |



## RASPS

### 6-345...-0

### ROUND RASP INDUSTRY PACK, UNHANDLED



- For work in wood, plywood, wallboard, plastics and other soft materials
- Shape: Round, tapered towards the tip
- Type of cut: 2 = Medium

|              | <br>731151 |    | A<br>mm | B<br>mm | <br>/cm <sup>2</sup> |   | <br>g |
|--------------|------------|----|---------|---------|----------------------|---|-------|
| 6-345-08-2-0 | 8021948    | 10 | 200     | 9.0     | 16                   | 2 | 85    |
| 6-345-10-2-0 | 8021955    | 10 | 250     | 11.0    | 12                   | 2 | 110   |

### 6-345...-2

### ROUND RASP SINGLE PACK, CARDED

ergo®



- File handle developed according to the scientific ERGO™ process
- For work in wood, plywood, wallboard, plastics and other soft materials
- Shape: Round, tapered towards the tip
- Type of cut: 1= Coarse, 2 = Medium

|              | <br>731151 |   | A<br>mm | B<br>mm | <br>/cm <sup>2</sup> |   | <br>g |
|--------------|------------|---|---------|---------|----------------------|---|-------|
| 6-345-08-1-2 | 8028312    | 5 | 200     | 9.0     | 10                   | 1 | 120   |
| 6-345-08-2-2 | 8005412    | 5 | 200     | 9.0     | 16                   | 2 | 120   |
| 6-345-10-1-2 | 8005429    | 5 | 250     | 11.0    | 8                    | 1 | 190   |



## ACCESSORIES

### 9-462

### PANSAR® BLADE HOLDERS



- Aluminium holder for 14" (350 mm) flat Pansar® blades 3-330

|              | <br>731151 |   | <br>L<br>mm | <br>g |
|--------------|------------|---|-------------|-------|
| 9-462-14-0-0 | 8020873    | 1 | 360         | 590   |



9-467

FILE CLEANER



- To ensure a good filing result, files should periodically be cleaned during use
- Use the brush (or card for stubborn filings) to clear clogged teeth
- Doing this regularly will improve the stock removal efficiency of the file, and extend its useful life
- Shape: A wooden holder with bristles on one side, and a card of steel wire on the other

|              |            |   |       |
|--------------|------------|---|-------|
|              | <br>731151 |   | <br>g |
| 9-467-00-0-0 | 8020897    | 1 | 130   |

9-469

FILE CARD



- For clearing filings from clogged file teeth
- Regular use improves the stock removal efficiency of the file, and extends its useful life
- Shape: A wooden holder with a card of steel wire on one side

|              |            |   |       |
|--------------|------------|---|-------|
|              | <br>731151 |   | <br>g |
| 9-469-00-0-0 | 8020903    | 1 | 90    |

9-484...10

PLASTIC FILE HANDLE PACK OF 10 LOOSE HANDLES



- File handle developed according to the scientific ERGO™ process
- Plastic file handle for smaller sized files

|              |            |    |      |        |       |
|--------------|------------|----|------|--------|-------|
|              | <br>731151 |    |      | <br>mm | <br>g |
| 9-484-3.2-10 | 8193348    | 10 | 3, 2 | 3.2    | 12    |
| 9-484-5.2-10 | 8193355    | 10 | 5, 2 | 5.2    | 12    |

9-484...1P

PLASTIC FILE HANDLE SINGLE PACK CARDED



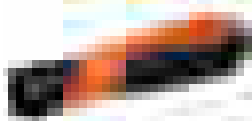
- File handle developed according to the scientific ERGO™ process
- Plastic file handle for smaller sized files

|              |            |    |      |        |       |
|--------------|------------|----|------|--------|-------|
|              | <br>731151 |    |      | <br>mm | <br>g |
| 9-484-3.2-1P | 8193522    | 10 | 3, 2 | 3.2    | 12    |
| 9-484-5.2-1P | 8193331    | 10 | 5, 2 | 5.2    | 12    |



## 9-485...10

### HANDLE FOR FLAT FILES PACK OF 10 LOOSE HANDLES



- File handle developed according to the scientific ERGO™ process
- The shaped end on the ERGO™ handle 9-485 has been designed for files of rectangular shape (flat, hand, etc.) and for half round files
- The end covers the tang and shoulder completely for a safe and comfortable grip

|             | <br>731151 |    |    | <br>mm | <br>g |
|-------------|------------|----|----|--------|-------|
| 9-485-06-10 | 8193508    | 10 | 06 | 6      | 45    |
| 9-485-09-10 | 8193386    | 10 | 09 | 9      | 45    |
| 9-485-13-10 | 8193393    | 10 | 13 | 13     | 45    |

## 9-485...1P

### HANDLE FOR FLAT FILES SINGLE PACK CARDED



- File handle developed according to the scientific ERGO™ process
- The shaped end on the ERGO™ handle 9-485 has been designed for files of rectangular shape (flat, hand, etc.) and for half round files
- The end covers the tang and shoulder completely for a safe and comfortable grip

|             | <br>731151 |    |    | <br>mm | <br>g |
|-------------|------------|----|----|--------|-------|
| 9-485-06-1P | 8193492    | 10 | 06 | 6      | 50    |
| 9-485-09-1P | 8193362    | 10 | 09 | 9      | 50    |
| 9-485-13-1P | 8193379    | 10 | 13 | 13     | 50    |

## 9-486...10

### HANDLE FOR SHAPED FILES PACK OF 10 LOOSE HANDLES



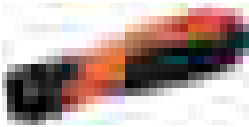
- File handle developed according to the scientific ERGO™ process
- The shaped end on the ERGO™ handle 9-486 has been designed for files of rectangular shape (round, square, three square, etc.)
- The end covers the tang and shoulder completely for a safe and comfortable grip

|             | <br>731151 |    |    | <br>mm | <br>g |
|-------------|------------|----|----|--------|-------|
| 9-486-04-10 | 8193430    | 10 | 04 | 4      | 45    |
| 9-486-05-10 | 8193461    | 10 | 05 | 5      | 45    |



9-486...1P

HANDLE FOR SHAPED FILES SINGLE PACK CARDED



- File handle developed according to the scientific ERGO™ process
- The shaped end on the ERGO™ handle 9-486 has been designed for files of rectangular shape (round, square, three square, etc.)
- The end covers the tang and shoulder completely for a safe and comfortable grip

|             | <br>731151 |    |    | <br>mm | <br>g |
|-------------|------------|----|----|--------|-------|
| 9-486-04-1P | 8193409    | 10 | 04 | 4      | 50    |
| 9-486-05-1P | 8193447    | 10 | 05 | 5      | 50    |
| 9-486-07-1P | 8249359    | 10 | 07 | 7      | 50    |

9-486-C-10

HANDLE FOR ROUND AND FLAT CHAIN SAW FILES PACK OF 10 LOOSE HANDLES



- File handle developed according to the scientific ERGO™ process
- This handle can hold both round chain saw files (type 168) and the flat chain saw file (type 166)

|            | <br>731151 |    | <br>g |
|------------|------------|----|-------|
| 9-486-C-10 | 8209599    | 10 | 45    |

9-486-C-1P

HANDLE FOR ROUND AND FLAT CHAIN SAW FILES SINGLE PACK CARDED



- File handle developed according to the scientific ERGO™ process
- This handle can hold both round chain saw files (type 168) and the flat chain saw file (type 166)

|            | <br>731151 |    | <br>g |
|------------|------------|----|-------|
| 9-486-C-1P | 8209605    | 10 | 50    |

PH-6604

HANDLE FOR ROUND CHAIN SAW FILES



- Handle for 8" round chain saw files with three integrated angle guides

|            | <br>731151 |    | <br>g |
|------------|------------|----|-------|
| PH-6604-1P | 8152819    | 15 | 55    |
| PH-6604-25 | 8141134    | 25 | 50    |










## A

## CYLINDRICAL



- DIN: ZYA
- Deburring of edges and plane surfaces
- Type of cut: F = Fine, M = Medium, C = Coarse
- Stock standard: X = yes

|  | <br>731151 |  | A<br>mm | B<br>mm | C<br>mm | D<br>mm |  |  |  |  |
|---|---|---|---------|---------|---------|---------|---|---|---|---|
| A0313F03  | 8023690   | 1   | 3       | 13      | 3       | 40      | F   | 18  | X   | 10  |
| A0313F03E   | 8212780   | 1   | 3       | 13      | 3       | 40      | F   | 18  |   | 10  |
| A0313M03  | 8023706   | 1   | 3       | 13      | 3       | 40      | M   | 14  | X   | 10  |
| A0313M03E   | 8192150   | 1   | 3       | 13      | 3       | 40      | M   | 14  |   | 10  |
| A0313M03X   | 8182038   | 1   | 3       | 13      | 3       | 40      | M   | 14/7  | X   | 10  |
| A0313M03XE  | 8181475   | 1   | 3       | 13      | 3       | 40      | M   | 14/7  | X   | 10  |
| A0313M03XE-60   | 8184513   | 1   | 3       | 13      | 3       | 60      | M   | 14/7  |   | 15  |
| A0313M03XE-80   | 8201357   | 1   | 3       | 13      | 3       | 80      | M   | 14/7  | X   | 15  |
| A0313C03  | 8023713   | 1   | 3       | 13      | 3       | 40      | C   | 14  | X   | 10  |
| A0613M03X   | 8197872   | 1   | 6       | 13      | 3       | 48      | M   | 16/8  | X   | 15  |
| A0616F06  | 8023720   | 1   | 6       | 16      | 6       | 50      | F   | 24  | X   | 20  |
| A0616M06  | 8023737   | 1   | 6       | 16      | 6       | 50      | M   | 16  | X   | 20  |
| A0616M06DE  | 8212629   | 1   | 6       | 16      | 6       | 50      | M   | 16/16   |   | 20  |
| A0616M06E   | 8023751   | 1   | 6       | 16      | 6       | 50      | M   | 18  | X   | 20  |
| A0616M06X   | 8023768   | 1   | 6       | 16      | 6       | 50      | M   | 16/8  | X   | 20  |
| A0616M06XE  | 8181468   | 1   | 6       | 16      | 6       | 50      | M   | 16/8  | X   | 20  |
| A0616C06  | 8023782   | 1   | 6       | 16      | 6       | 50      | C   | 10  | X   | 20  |
| A0820F06  | 8023799   | 1   | 8       | 20      | 6       | 60      | F   | 28  |   | 30  |
| A0820F06E   | 8212803   | 1   | 8       | 20      | 6       | 60      | F   | 28  |   | 30  |
| A0820M06  | 8023805   | 1   | 8       | 20      | 6       | 60      | M   | 18  | X   | 30  |
| A0820M06E   | 8023829   | 1   | 8       | 20      | 6       | 60      | M   | 18  |   | 30  |
| A0820M06X   | 8023836   | 1   | 8       | 20      | 6       | 60      | M   | 18/9  | X   | 30  |
| A0820M06XE  | 8181994   | 1   | 8       | 20      | 6       | 60      | M   | 18/9  | X   | 30  |
| A0820C06  | 8023850   | 1   | 8       | 20      | 6       | 60      | C   | 12  |   | 30  |
| A1020F06  | 8023867   | 1   | 10      | 20      | 6       | 60      | F   | 32  |   | 30  |
| A1020M06  | 8023874   | 1   | 10      | 20      | 6       | 60      | M   | 20  | X   | 30  |
| A1020M06E   | 8023898   | 1   | 10      | 20      | 6       | 60      | M   | 20  |   | 30  |
| A1020M06X   | 8023904   | 1   | 10      | 20      | 6       | 60      | M   | 20/10   | X   | 30  |
| A1020M06XE  | 8182007   | 1   | 10      | 20      | 6       | 60      | M   | 20/10   | X   | 30  |
| A1020C06  | 8023928   | 1   | 10      | 20      | 6       | 60      | C   | 14  |   | 30  |
| A1040M06X   | 8233129   | 1   | 10      | 40      | 6       | 60      | X   | 20/10   |   | 55  |
| A1050M06X   | 8233136   | 1   | 10      | 50      | 6       | 60      | X   | 20/10   |   | 65  |
| A1225F06  | 8023935   | 1   | 12      | 25      | 6       | 65      | F   | 36  |   | 50  |
| A1225F06E   | 8212810   | 1   | 12      | 25      | 6       | 65      | F   | 36  |   | 50  |
| A1225M06  | 8023942   | 1   | 12      | 25      | 6       | 65      | M   | 24  | X   | 50  |
| A1225M06DE  | 8212636   | 1   | 12      | 25      | 6       | 65      | M   | 24/24   |   | 50  |
| A1225M06E   | 8023966   | 1   | 12      | 25      | 6       | 65      | M   | 24  |   | 50  |
| A1225M06X   | 8023973   | 1   | 12      | 25      | 6       | 65      | M   | 24/12   | X   | 50  |
| A1225M06XE  | 8182014   | 1   | 12      | 25      | 6       | 65      | M   | 24/12   | X   | 50  |
| A1225C06  | 8023997   | 1   | 12      | 25      | 6       | 65      | C   | 16  | X   | 50  |
| A1225F08  | 8024000   | 1   | 12      | 25      | 8       | 65      | F   | 36  |   | 55  |
| A1225M08  | 8100506   | 1   | 12      | 25      | 8       | 65      | M   | 24  | X   | 55  |
| A1225M08E   | 8100520   | 1   | 12      | 25      | 8       | 65      | M   | 24  |   | 55  |
| A1225M08X   | 8187989   | 1   | 12      | 25      | 8       | 65      | M   | 24  |   | 55  |
| A1225M08XE  | 8192174   | 1   | 12      | 25      | 8       | 65      | M   | 24/12   |   | 55  |
| A1225C08  | 8100544   | 1   | 12      | 25      | 8       | 65      | C   | 16  |   | 55  |
| A1625F06  | 8192198   | 1   | 16      | 25      | 6       | 65      | F   | 40  |   | 70  |
| A1625M06  | 8192181   | 1   | 16      | 25      | 6       | 65      | M   | 28  |   | 70  |
| A1625M06X   | 8187361   | 1   | 16      | 25      | 6       | 65      | M   | 28  | X   | 70  |
| A1625M06XE  | 8187354   | 1   | 16      | 25      | 6       | 65      | M   | 28/14   |   | 70  |
| A1625C06  | 8192204   | 1   | 16      | 25      | 6       | 65      | C   | 18  |   | 70  |
| A1625F08  | 8100551   | 1   | 16      | 25      | 8       | 65      | F   | 40  |   | 70  |
| A1625M08  | 8100568   | 1   | 16      | 25      | 8       | 65      | M   | 28  | X   | 70  |
| A1625M08E   | 8100582   | 1   | 16      | 25      | 8       | 65      | M   | 28  |   | 70  |
| A1625M08X   | 8100599   | 1   | 16      | 25      | 8       | 65      | M   | 28/14   | X   | 70  |
| A1625M08XE  | 8182021   | 1   | 16      | 25      | 8       | 65      | M   | 28/14   | X   | 70  |
| A1625C08  | 8100612   | 1   | 16      | 25      | 8       | 65      | C   | 18  |   | 70  |










## C

### CYLINDRICAL ROUND NOSE



- DIN: WRC
- Deburring of surfaces with round edges and surfaces
- Type of cut: F = Fine, M = Medium, C = Coarse
- Stock standard: X = yes

|  | <br>731151 |  | A<br>mm | B<br>mm | C<br>mm | D<br>mm |  |  |  |  |
|---|---|---|---------|---------|---------|---------|---|---|---|---|
| C0313F03  | 8100629   | 1   | 3       | 13      | 3       | 40      | F   | 18  | X   | 10  |
| C0313M03  | 8100636   | 1   | 3       | 13      | 3       | 40      | M   | 14  | X   | 10  |
| C0313M03X   | 8182045   | 1   | 3       | 13      | 3       | 40      | M   | 14/7  | X   | 10  |
| C0313C03  | 8100643   | 1   | 3       | 13      | 3       | 40      | C   | 10  | X   | 10  |
| C0613M03X   | 8197889   | 1   | 6       | 13      | 3       | 48      | M   | 16/8  | X   | 15  |
| C0616M03X   | 8204679   | 1   | 6       | 16      | 3       | 53      | M   | 16/8  | X   | 20  |
| C0616F06  | 8100650   | 1   | 6       | 16      | 6       | 50      | F   | 24  | X   | 20  |
| C0616M06  | 8100667   | 1   | 6       | 16      | 6       | 50      | M   | 16  | X   | 20  |
| C0616M06D   | 8215262   | 1   | 6       | 16      | 6       | 50      | M   | 16/16   |   | 20  |
| C0616M06X   | 8100681   | 1   | 6       | 16      | 6       | 50      | M   | 16/8  | X   | 20  |
| C0616C06  | 8100698   | 1   | 6       | 16      | 6       | 50      | C   | 10  | X   | 20  |
| C0820F06  | 8100704   | 1   | 8       | 20      | 6       | 60      | F   | 32  | X   | 30  |
| C0820M06  | 8100711   | 1   | 8       | 20      | 6       | 60      | M   | 18  | X   | 30  |
| C0820M06X   | 8100735   | 1   | 8       | 20      | 6       | 60      | M   | 18/9  | X   | 30  |
| C0820C06  | 8100742   | 1   | 8       | 20      | 6       | 60      | C   | 12  |   | 30  |
| C1020F06  | 8100759   | 1   | 10      | 20      | 6       | 60      | F   | 32  |   | 30  |
| C1020M06  | 8100766   | 1   | 10      | 20      | 6       | 60      | M   | 20  | X   | 30  |
| C1020M06X   | 8100780   | 1   | 10      | 20      | 6       | 60      | M   | 20/10   | X   | 30  |
| C1020C06  | 8100797   | 1   | 10      | 20      | 6       | 60      | C   | 14  | X   | 30  |
| C1225F06  | 8100803   | 1   | 12      | 25      | 6       | 65      | F   | 32  | X   | 50  |
| C1225M06  | 8100810   | 1   | 12      | 25      | 6       | 65      | M   | 24  | X   | 50  |
| C1225M06X   | 8100834   | 1   | 12      | 25      | 6       | 65      | M   | 24/12   | X   | 50  |
| C1225C06  | 8100841   | 1   | 12      | 25      | 6       | 65      | C   | 16  | X   | 50  |
| C1225F08  | 8100858   | 1   | 12      | 25      | 8       | 65      | F   | 36  |   | 55  |
| C1225M08  | 8100865   | 1   | 12      | 25      | 8       | 65      | M   | 24  | X   | 55  |
| C1225M08X   | 8187996   | 1   | 12      | 25      | 8       | 65      | M   | 24/12   | X   | 55  |
| C1225C08  | 8100889   | 1   | 12      | 25      | 8       | 65      | C   | 16  |   | 55  |
| C1625F06  | 8192259   | 1   | 16      | 25      | 6       | 65      | F   | 40  |   | 70  |
| C1625M06  | 8192266   | 1   | 16      | 25      | 6       | 65      | M   | 28  | X   | 70  |
| C1625M06X   | 8187378   | 1   | 16      | 25      | 6       | 65      | M   | 28/14   | X   | 70  |
| C1625C06  | 8192273   | 1   | 16      | 25      | 6       | 65      | C   | 18  |   | 70  |
| C1625F08  | 8100896   | 1   | 16      | 25      | 8       | 65      | F   | 40  |   | 70  |
| C1625M08  | 8100902   | 1   | 16      | 25      | 8       | 65      | M   | 28  | X   | 70  |
| C1625M08X   | 8100926   | 1   | 16      | 25      | 8       | 65      | M   | 28/14   | X   | 70  |
| C1625C08  | 8100933   | 1   | 16      | 25      | 8       | 65      | C   | 18  |   | 70  |

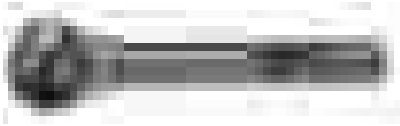




# TUNGSTEN CARBIDE ROTARY BURRS

## D

## SPHERICAL



- DIN: KUD
- Deburring of welds and holes. To make oil canals in narrow places
- Type of cut: F = Fine, M = Medium, C = Coarse
- Stock standard: X = yes

|           | <br>731151 |   | A<br>mm | B<br>mm | C<br>mm | D<br>mm |   |       |   | <br>g |
|-----------|------------|---|---------|---------|---------|---------|---|-------|---|-------|
| D0303F03  | 8100940    | 1 | 3       | 3       | 3       | 40      | F | 18    | X | 10    |
| D0303M03  | 8100957    | 1 | 3       | 3       | 3       | 40      | M | 14    | X | 10    |
| D0303M03X | 8182052    | 1 | 3       | 3       | 3       | 40      | M | 14/7  | X | 10    |
| D0303C03  | 8100964    | 1 | 3       | 3       | 3       | 40      | C | 10    |   | 10    |
| D0605M03X | 8197896    | 1 | 6       | 5       | 3       | 40      | M | 16/8  | X | 15    |
| D0606F06  | 8100971    | 1 | 6       | 6       | 6       | 50      | F | 24    |   | 20    |
| D0606M06  | 8100988    | 1 | 6       | 6       | 6       | 50      | M | 16    | X | 20    |
| D0606M06X | 8101008    | 1 | 6       | 6       | 6       | 50      | M | 16/8  | X | 20    |
| D0606C06  | 8043872    | 1 | 6       | 6       | 6       | 50      | C | 12    | X | 20    |
| D0807F06  | 8043889    | 1 | 8       | 7       | 6       | 47      | F | 28    |   | 20    |
| D0807M06  | 8043896    | 1 | 8       | 7       | 6       | 47      | M | 18    | X | 20    |
| D0807M06X | 8043919    | 1 | 8       | 7       | 6       | 47      | M | 18/9  | X | 20    |
| D0807C06  | 8043933    | 1 | 8       | 7       | 6       | 47      | C | 14    |   | 20    |
| D1009F06  | 8043926    | 1 | 10      | 9       | 6       | 49      | F | 32    |   | 20    |
| D1009M06  | 8035280    | 1 | 10      | 9       | 6       | 49      | M | 20    | X | 20    |
| D1009M06X | 8035297    | 1 | 10      | 9       | 6       | 49      | M | 20/10 | X | 20    |
| D1009C06  | 8035310    | 1 | 10      | 9       | 6       | 49      | C | 14    | X | 20    |
| D1211F06  | 8035327    | 1 | 12      | 11      | 6       | 51      | F | 36    | X | 30    |
| D1211F06D | 8266424    | 1 | 12      | 11      | 6       | 51      | D | 36    |   | 30    |
| D1211M06  | 8035334    | 1 | 12      | 11      | 6       | 51      | M | 24    | X | 30    |
| D1211M06X | 8035358    | 1 | 12      | 11      | 6       | 51      | M | 24/12 | X | 30    |
| D1211C06  | 8035365    | 1 | 12      | 11      | 6       | 51      | C | 16    | X | 30    |
| D1614F06  | 8192334    | 1 | 16      | 14      | 6       | 54      | F | 40    |   | 50    |
| D1614M06  | 8192327    | 1 | 16      | 14      | 6       | 54      | M | 28    | X | 50    |
| D1614M06X | 8187385    | 1 | 16      | 14      | 6       | 54      | M | 28/14 | X | 50    |
| D1614C06  | 8192341    | 1 | 16      | 14      | 6       | 54      | C | 18    |   | 50    |
| D1614F08  | 8035372    | 1 | 16      | 14      | 8       | 54      | F | 40    |   | 50    |
| D1614M08  | 8035389    | 1 | 16      | 14      | 8       | 54      | M | 28    |   | 50    |
| D1614M08X | 8035402    | 1 | 16      | 14      | 8       | 54      | M | 28/14 |   | 50    |
| D1614C08  | 8035419    | 1 | 16      | 14      | 8       | 65      | C | 18    |   | 50    |



## E

## OVAL



- DIN: TRE
- Shaping and deburring in, for example, cylinder blocks and tools with complicated forms
- Type of cut: F = Fine, M = Medium, C = Coarse
- Stock standard: X = yes

|           | <br>731151 |   | A<br>mm | B<br>mm | C<br>mm | D<br>mm |   |       |      |
|-----------|------------|---|---------|---------|---------|---------|---|-------|------|
| E0308F03  | 8035426    | 1 | 3       | 8       | 3       | 40      | F | 18    | 10   |
| E0308M03  | 8035433    | 1 | 3       | 8       | 3       | 40      | M | 14    | X 10 |
| E0308M03X | 8192372    | 1 | 3       | 8       | 3       | 40      | M | 14/7  | 10   |
| E0308C03  | 8035440    | 1 | 3       | 8       | 3       | 40      | C | 10    | 10   |
| E0614F06  | 8035457    | 1 | 6       | 14      | 6       | 50      | F | 24    | 20   |
| E0614M06  | 8035464    | 1 | 6       | 14      | 6       | 50      | M | 16    | X 20 |
| E0614M06X | 8035488    | 1 | 6       | 14      | 6       | 50      | M | 16/8  | X 20 |
| E0614C06  | 8035495    | 1 | 6       | 14      | 6       | 50      | C | 12    | 20   |
| E0816F06  | 8035501    | 1 | 8       | 16      | 6       | 60      | F | 24    | 30   |
| E0816M06  | 8035518    | 1 | 8       | 16      | 6       | 60      | M | 18    | X 30 |
| E0816M06X | 8035532    | 1 | 8       | 16      | 6       | 60      | M | 18/9  | X 30 |
| E0816C06  | 8035549    | 1 | 8       | 16      | 6       | 60      | C | 12    | 30   |
| E1018F06  | 8035556    | 1 | 10      | 18      | 6       | 60      | F | 32    | 30   |
| E1018M06  | 8035563    | 1 | 10      | 18      | 6       | 60      | M | 20    | X 30 |
| E1018M06X | 8035587    | 1 | 10      | 18      | 6       | 60      | M | 20/10 | X 30 |
| E1018C06  | 8035594    | 1 | 10      | 18      | 6       | 60      | C | 14    | 30   |
| E1222F06  | 8035600    | 1 | 12      | 22      | 6       | 60      | F | 36    | 40   |
| E1222M06  | 8035617    | 1 | 12      | 25      | 6       | 65      | M | 24    | X 40 |
| E1222M06X | 8035631    | 1 | 12      | 22      | 6       | 65      | M | 24/12 | X 40 |
| E1222C06  | 8035648    | 1 | 12      | 22      | 6       | 60      | C | 16    | 40   |
| E1222F08  | 8035655    | 1 | 12      | 22      | 8       | 65      | F | 36    | 40   |
| E1222M08  | 8172558    | 1 | 12      | 22      | 8       | 65      | M | 24    | 40   |
| E1222M08X | 8199302    | 1 | 12      | 22      | 8       | 65      | M | 24/12 | 40   |
| E1222C08  | 8035686    | 1 | 12      | 22      | 8       | 65      | C | 16    | 40   |
| E1625F06  | 8192457    | 1 | 16      | 25      | 6       | 65      | F | 40    | 70   |
| E1625M06  | 8192440    | 1 | 16      | 25      | 6       | 65      | M | 28    | X 70 |
| E1625M06X | 8187392    | 1 | 16      | 25      | 6       | 65      | M | 28/14 | X 70 |
| E1625C06  | 8192464    | 1 | 16      | 25      | 6       | 65      | C | 18    | 70   |
| E1625F08  | 8035693    | 1 | 16      | 25      | 8       | 65      | F | 40    | 70   |
| E1625M08  | 8035709    | 1 | 16      | 25      | 8       | 65      | M | 28    | 70   |
| E1625M08X | 8035723    | 1 | 16      | 25      | 8       | 65      | M | 28/14 | X 70 |
| E1625C08  | 8035730    | 1 | 16      | 25      | 8       | 65      | C | 16    | 70   |



## F

## ARCH ROUND NOSE




- DIN: RBF
- Deburring and form machining for all applications due to the universal form
- Type of cut: F = Fine, M = Medium, C = Coarse
- Stock standard: X = yes

|           | <br>731151 |   | A<br>mm | B<br>mm | C<br>mm | D<br>mm |   |       |   |    |
|-----------|------------|---|---------|---------|---------|---------|---|-------|---|----|
| F0313F03  | 8035747    | 1 | 3       | 13      | 3       | 40      | F | 24    | X | 15 |
| F0313M03  | 8035754    | 1 | 3       | 13      | 3       | 40      | M | 14    | X | 15 |
| F0313M03X | 8192495    | 1 | 3       | 13      | 3       | 40      | M | 14/7  | X | 15 |
| F0313C03  | 8035761    | 1 | 3       | 13      | 3       | 40      | C | 10    |   | 15 |
| F0612F04  | 8192518    | 1 | 6       | 12      | 4       | 45      | F | 24    |   | 10 |
| F0612M04  | 8035778    | 1 | 6       | 12      | 4       | 45      | M | 16    |   | 10 |
| F0612M04X | 8188474    | 1 | 6       | 12      | 4       | 45      | M | 16/8  |   | 10 |
| F0612C04  | 8192525    | 1 | 6       | 12      | 4       | 45      | C | 10    |   | 10 |
| F0613M03X | 8196608    | 1 | 6       | 13      | 3       | 48      | M | 16/8  | X | 10 |
| F0618F06  | 8035785    | 1 | 6       | 18      | 6       | 50      | F | 24    |   | 20 |
| F0618M06  | 8035792    | 1 | 6       | 18      | 6       | 50      | M | 16    | X | 20 |
| F0618M06X | 8035815    | 1 | 6       | 18      | 6       | 50      | M | 16/8  | X | 20 |
| F0618C06  | 8035822    | 1 | 6       | 18      | 6       | 50      | C | 10    | X | 20 |
| F0820F06  | 8035846    | 1 | 8       | 20      | 6       | 60      | F | 28    |   | 30 |
| F0820M06  | 8035839    | 1 | 8       | 20      | 6       | 60      | M | 18    | X | 30 |
| F0820M06X | 8035860    | 1 | 8       | 20      | 6       | 60      | M | 18/9  | X | 30 |
| F0820C06  | 8035877    | 1 | 8       | 20      | 6       | 60      | C | 12    |   | 30 |
| F1020F06  | 8035884    | 1 | 10      | 20      | 6       | 60      | F | 32    |   | 30 |
| F1020M06  | 8035891    | 1 | 10      | 20      | 6       | 60      | M | 20    | X | 30 |
| F1020M06X | 8035914    | 1 | 10      | 20      | 6       | 60      | M | 20/10 | X | 30 |
| F1020C06  | 8035921    | 1 | 10      | 20      | 6       | 60      | C | 14    |   | 30 |
| F1225F06  | 8035938    | 1 | 12      | 25      | 6       | 65      | F | 36    | X | 40 |
| F1225M06  | 8035945    | 1 | 12      | 25      | 6       | 65      | M | 24    | X | 40 |
| F1225M06X | 8036003    | 1 | 12      | 25      | 6       | 65      | M | 24/12 | X | 40 |
| F1225C06  | 8035969    | 1 | 12      | 25      | 6       | 65      | C | 16    | X | 40 |
| F1225F08  | 8035976    | 1 | 12      | 25      | 8       | 65      | F | 36    |   | 45 |
| F1225M08  | 8035983    | 1 | 12      | 25      | 8       | 65      | M | 24    | X | 45 |
| F1225M08X | 8192563    | 1 | 12      | 25      | 8       | 65      | M | 24/12 | X | 45 |
| F1225C08  | 8036010    | 1 | 12      | 25      | 8       | 65      | C | 16    |   | 45 |
| F1625F06  | 8192587    | 1 | 16      | 25      | 6       | 65      | F | 40    |   | 70 |
| F1625M06  | 8192570    | 1 | 16      | 25      | 6       | 65      | M | 28    | X | 70 |
| F1625M06X | 8187408    | 1 | 16      | 25      | 6       | 65      | M | 28/14 | X | 70 |
| F1625C06  | 8192594    | 1 | 16      | 25      | 6       | 65      | C | 18    |   | 70 |
| F1625F08  | 8036027    | 1 | 16      | 25      | 8       | 65      | F | 40    |   | 70 |
| F1625M08  | 8036034    | 1 | 16      | 25      | 8       | 65      | M | 28    |   | 70 |
| F1625M08X | 8036058    | 1 | 16      | 25      | 8       | 65      | M | 28/14 |   | 70 |
| F1625C08  | 8036065    | 1 | 16      | 25      | 8       | 65      | C | 18    |   | 70 |










## G

### ARCH POINTED NOSE



- DIN: SPG
- Useful in confined spaces due to the pointed nose
- Type of cut: F = Fine, M = Medium, C = Coarse
- Stock standard: X = yes

|  | <br>731151 |  | A<br>mm | B<br>mm | C<br>mm | D<br>mm |  |  |  |  |
|---|---|---|---------|---------|---------|---------|---|---|---|---|
| G0313F03  | 8036072   | 1   | 3       | 13      | 3       | 40      | F   | 18  | X   | 10  |
| G0313M03  | 8036089   | 1   | 3       | 13      | 3       | 40      | M   | 14  | X   | 10  |
| G0313M03X   | 8182069   | 1   | 3       | 13      | 3       | 40      | M   | 14/7  | X   | 10  |
| G0313C03  | 8036096   | 1   | 3       | 13      | 3       | 40      | C   | 12  | X   | 10  |
| G0613M03X   | 8196592   | 1   | 6       | 13      | 3       | 48      | M   | 16/8  | X   | 15  |
| G0618F06  | 8036102   | 1   | 6       | 18      | 6       | 50      | F   | 24  | X   | 20  |
| G0618M06  | 8036119   | 1   | 6       | 18      | 6       | 50      | M   | 16  | X   | 20  |
| G0618M06X   | 8036133   | 1   | 6       | 18      | 6       | 50      | M   | 16/8  | X   | 20  |
| G0618C06  | 8036140   | 1   | 6       | 18      | 6       | 50      | C   | 10  | X   | 20  |
| G0820F06  | 8036157   | 1   | 8       | 20      | 6       | 60      | F   | 28  |   | 30  |
| G0820M06  | 8036164   | 1   | 8       | 20      | 6       | 60      | M   | 18  | X   | 30  |
| G0820M06X   | 8036188   | 1   | 8       | 20      | 6       | 60      | M   | 18/9  | X   | 30  |
| G0820C06  | 8172572   | 1   | 8       | 20      | 6       | 60      | C   | 12  |   | 30  |
| G1020F06  | 8036201   | 1   | 10      | 20      | 6       | 60      | F   | 32  |   | 30  |
| G1020M06  | 8036218   | 1   | 10      | 20      | 6       | 60      | M   | 20  | X   | 30  |
| G1020M06X   | 8036232   | 1   | 10      | 20      | 6       | 60      | M   | 20/10   | X   | 30  |
| G1020C06  | 8036249   | 1   | 10      | 20      | 6       | 60      | C   | 14  |   | 30  |
| G1225F06  | 8036300   | 1   | 12      | 25      | 6       | 65      | F   | 36  | X   | 40  |
| G1225M06  | 8036317   | 1   | 12      | 25      | 6       | 65      | M   | 24  | X   | 40  |
| G1225M06X   | 8036331   | 1   | 12      | 25      | 6       | 65      | M   | 24/12   | X   | 40  |
| G1225C06  | 8036348   | 1   | 12      | 25      | 6       | 65      | C   | 16  | X   | 40  |
| G1225F08  | 8036355   | 1   | 12      | 25      | 8       | 65      | F   | 36  |   | 40  |
| G1225M08  | 8036362   | 1   | 12      | 25      | 8       | 65      | M   | 24  | X   | 40  |
| G1225M08X   | 8188009   | 1   | 12      | 25      | 8       | 65      | M   | 24/12   | X   | 40  |
| G1225C08  | 8036386   | 1   | 12      | 25      | 8       | 65      | C   | 16  |   | 40  |
| G1625F06  | 8192655   | 1   | 16      | 25      | 6       | 65      | F   | 40  |   | 70  |
| G1625M06  | 8192648   | 1   | 16      | 25      | 6       | 65      | M   | 28  | X   | 70  |
| G1625M06X   | 8187415   | 1   | 16      | 25      | 6       | 65      | M   | 28/14   | X   | 70  |
| G1625C06  | 8192662   | 1   | 16      | 25      | 6       | 65      | C   | 18  |   | 70  |
| G1625F08  | 8036393   | 1   | 16      | 25      | 8       | 65      | F   | 40  |   | 70  |
| G1625M08  | 8036409   | 1   | 16      | 25      | 8       | 65      | M   | 28  |   | 70  |
| G1625M08X   | 8036423   | 1   | 16      | 25      | 8       | 65      | M   | 28/14   | X   | 70  |
| G1625C08  | 8036430   | 1   | 16      | 25      | 8       | 65      | C   | 18  |   | 70  |



# TUNGSTEN CARBIDE ROTARY BURRS

## H

### FLAME



- DIN: FLH
- Deburring of large curved surfaces and inside tubes
- Type of cut: F = Fine, M = Medium, C = Coarse
- Stock standard: X = yes

|           | <br>731151 |   | A<br>mm | B<br>mm | C<br>mm | D<br>mm |   |       |   | <br>g |
|-----------|------------|---|---------|---------|---------|---------|---|-------|---|-------|
| H0613M03X | 8196615    | 1 | 6       | 13      | 3       | 48      | M | 16/8  | X | 20    |
| H1025F06  | 8182335    | 1 | 10      | 25      | 6       | 65      | F | 32    |   | 30    |
| H1025M06  | 8182304    | 1 | 10      | 25      | 6       | 65      | M | 20    | X | 30    |
| H1025M08  | 8273439    | 1 | 10      | 25      | 8       | 65      | M | 20    |   | 42    |
| H1025M06X | 8182311    | 1 | 10      | 25      | 6       | 65      | M | 20/10 | X | 30    |
| H1025C06  | 8182328    | 1 | 10      | 25      | 6       | 65      | C | 14    |   | 30    |
| H1232M06  | 8182076    | 1 | 12      | 32      | 6       | 72      | M | 24    | X | 40    |
| H1232M06X | 8181758    | 1 | 12      | 32      | 6       | 72      | M | 24/12 | X | 40    |
| H1635F06  | 8192747    | 1 | 16      | 35      | 6       | 75      | F | 40    |   | 70    |
| H1635M06X | 8187422    | 1 | 16      | 35      | 6       | 75      | M | 28/14 | X | 70    |
| H1635M06  | 8192730    | 1 | 16      | 35      | 6       | 75      | M | 28    |   | 70    |
| H1635C06  | 8192754    | 1 | 16      | 35      | 6       | 75      | C | 18    |   | 70    |
| H1635F08  | 8192778    | 1 | 16      | 35      | 8       | 75      | F | 40    |   | 70    |
| H1635M08  | 8182083    | 1 | 16      | 35      | 8       | 75      | M | 28    |   | 70    |
| H1635M08X | 8182090    | 1 | 16      | 35      | 8       | 75      | M | 28/14 |   | 70    |
| H1635C08  | 8192785    | 1 | 16      | 35      | 8       | 75      | C | 18    |   | 70    |

## J

### 60° CONE



- DIN: KSJ
- Smoothing edges in 30°
- Type of cut: F = Fine, M = Medium, C = Coarse
- Stock standard: X = yes

|          | <br>731151 |   | A<br>mm | B<br>mm | C<br>mm | D<br>mm |   |    |   | <br>g |
|----------|------------|---|---------|---------|---------|---------|---|----|---|-------|
| J0604F06 | 8036492    | 1 | 6       | 4       | 6       | 55      | F | 24 |   | 20    |
| J0604M06 | 8036508    | 1 | 6       | 4       | 6       | 55      | M | 16 | X | 20    |
| J0604C06 | 8036515    | 1 | 6       | 4       | 6       | 55      | C | 10 |   | 20    |
| J1010F06 | 8036522    | 1 | 10      | 10      | 6       | 50      | F | 30 |   | 25    |
| J1010M06 | 8172473    | 1 | 10      | 10      | 6       | 50      | M | 21 | X | 25    |
| J1010C06 | 8036553    | 1 | 10      | 10      | 6       | 50      | C | 15 |   | 25    |
| J1212M06 | 8036577    | 1 | 12      | 12      | 6       | 52      | M | 24 | X | 30    |
| J1616F06 | 8192815    | 1 | 16      | 16      | 6       | 56      | F | 39 |   | 40    |
| J1616M06 | 8187439    | 1 | 16      | 16      | 6       | 56      | M | 27 | X | 40    |
| J1616C06 | 8192822    | 1 | 16      | 16      | 6       | 56      | C | 21 |   | 40    |
| J1616F08 | 8036607    | 1 | 16      | 16      | 8       | 56      | F | 39 |   | 40    |
| J1616M08 | 8036614    | 1 | 16      | 16      | 8       | 56      | M | 27 |   | 40    |
| J1616C08 | 8036638    | 1 | 16      | 16      | 8       | 56      | C | 21 |   | 40    |



## K

### 90° CONE



- DIN: KSK
- Smoothing edges in 45°
- Type of cut: F = Fine, M = Medium, C = Coarse
- Stock standard: X = yes

|          | <br>731151 |   | A<br>mm | B<br>mm | C<br>mm | D<br>mm |   |    |   |    |
|----------|------------|---|---------|---------|---------|---------|---|----|---|----|
| K0602F06 | 8036645    | 1 | 6       | 2       | 6       | 55      | F | 24 |   | 20 |
| K0602M06 | 8036652    | 1 | 6       | 2       | 6       | 55      | M | 16 | X | 20 |
| K0602C06 | 8036669    | 1 | 6       | 2       | 6       | 55      | C | 10 |   | 20 |
| K1008F06 | 8036676    | 1 | 10      | 8       | 6       | 48      | F | 30 |   | 30 |
| K1008M06 | 8036683    | 1 | 10      | 8       | 6       | 48      | M | 21 | X | 30 |
| K1008C06 | 8036706    | 1 | 10      | 8       | 6       | 48      | C | 15 |   | 30 |
| K1210F06 | 8036713    | 1 | 12      | 10      | 6       | 50      | F | 36 |   | 30 |
| K1210M06 | 8036720    | 1 | 12      | 10      | 6       | 50      | M | 24 | X | 30 |
| K1210C06 | 8036744    | 1 | 12      | 10      | 6       | 50      | C | 18 |   | 30 |
| K1612F06 | 8193966    | 1 | 16      | 12      | 6       | 52      | F | 39 |   | 40 |
| K1612M06 | 8193959    | 1 | 16      | 12      | 6       | 52      | M | 27 |   | 40 |
| K1612C06 | 8193973    | 1 | 16      | 12      | 6       | 52      | C | 21 |   | 40 |
| K1612M08 | 8036768    | 1 | 16      | 12      | 8       | 52      | M | 27 | X | 40 |
| K1612F08 | 8036751    | 1 | 16      | 12      | 8       | 52      | F | 39 |   | 40 |
| K1612C08 | 8036782    | 1 | 16      | 12      | 8       | 52      | C | 21 |   | 40 |

## L

### CONICAL ROUND NOSE



- DIN: KEL
- Long burr head for work in confined spaces with round corners
- Type of cut: F = Fine, M = Medium, C = Coarse
- Stock standard: X = yes

|           | <br>731151 |   | A<br>mm | B<br>mm | C<br>mm | D<br>mm |   |       |   |    |
|-----------|------------|---|---------|---------|---------|---------|---|-------|---|----|
| L1020F06  | 8182106    | 1 | 10      | 20      | 6       | 60      | F | 32    |   | 30 |
| L1020M06  | 8133665    | 1 | 10      | 20      | 6       | 60      | M | 20    | X | 30 |
| L1020M06X | 8136369    | 1 | 10      | 20      | 6       | 60      | M | 20/10 | X | 30 |
| L1020C06  | 8182113    | 1 | 10      | 20      | 6       | 60      | C | 14    |   | 30 |
| L1225F06  | 8192860    | 1 | 12      | 25      | 6       | 65      | F | 36    |   | 30 |
| L1225M06  | 8132774    | 1 | 12      | 25      | 6       | 65      | M | 24    | X | 30 |
| L1225M06X | 8136857    | 1 | 12      | 25      | 6       | 65      | M | 24/12 | X | 30 |
| L1230F06  | 8182137    | 1 | 12      | 30      | 6       | 70      | F | 36    |   | 50 |
| L1230M06  | 8182168    | 1 | 12      | 30      | 6       | 70      | M | 24    | X | 50 |
| L1230M06X | 8182175    | 1 | 12      | 30      | 6       | 70      | M | 24    | X | 50 |
| L1230C06  | 8182120    | 1 | 12      | 30      | 6       | 70      | C | 16    |   | 50 |
| L1630F06  | 8192921    | 1 | 16      | 30      | 6       | 70      | F | 40    |   | 70 |
| L1630M06  | 8192914    | 1 | 16      | 30      | 6       | 70      | M | 28    |   | 70 |
| L1630M06X | 8187446    | 1 | 16      | 30      | 6       | 70      | M | 28/14 | X | 70 |
| L1630C06  | 8192938    | 1 | 16      | 30      | 6       | 70      | C | 18    |   | 70 |
| L1630M08  | 8182205    | 1 | 16      | 30      | 8       | 70      | M | 28    | X | 70 |
| L1630M08X | 8136833    | 1 | 16      | 30      | 8       | 70      | M | 28/14 | X | 70 |
| L1630F08  | 8182151    | 1 | 16      | 30      | 8       | 70      | F | 40    |   | 70 |
| L1630C08  | 8182144    | 1 | 16      | 30      | 8       | 70      | C | 18    |   | 70 |



# TUNGSTEN CARBIDE ROTARY BURRS

## M

### CONICAL POINTED NOSE



- DIN: SKM
- Deburring holes and in confined spaces
- Type of cut: F = Fine, M = Medium, C = Coarse
- Stock standard: X = yes

|           | <br>731151 |   | A<br>mm | B<br>mm | C<br>mm | D<br>mm |   |       |   | <br>g |
|-----------|------------|---|---------|---------|---------|---------|---|-------|---|-------|
| M0310F03  | 8036799    | 1 | 3       | 10      | 3       | 40      | F | 18    | X | 10    |
| M0310M03  | 8036805    | 1 | 3       | 10      | 3       | 40      | M | 14    | X | 10    |
| M0310M03X | 8197063    | 1 | 3       | 10      | 3       | 40      | M | 14/7  | X | 10    |
| M0310C03  | 8036812    | 1 | 3       | 10      | 3       | 40      | C | 10    |   | 10    |
| M0613M03X | 8196622    | 1 | 6       | 13      | 3       | 48      | M | 16/8  | X | 15    |
| M0618F06  | 8036829    | 1 | 6       | 18      | 6       | 50      | F | 30    | X | 20    |
| M0618M06  | 8036836    | 1 | 6       | 18      | 6       | 50      | M | 16    | X | 20    |
| M0618M06X | 8036850    | 1 | 6       | 18      | 6       | 50      | M | 16/8  | X | 20    |
| M0618C06  | 8036867    | 1 | 6       | 18      | 6       | 50      | C | 10    | X | 20    |
| M1022F06  | 8036874    | 1 | 10      | 20      | 6       | 60      | F | 36    |   | 30    |
| M1022M06  | 8036881    | 1 | 10      | 20      | 6       | 60      | M | 21    | X | 30    |
| M1022M06D | 8210762    | 1 | 10      | 20      | 6       | 60      | M | 21/21 |   | 30    |
| M1022M06X | 8036904    | 1 | 10      | 20      | 6       | 60      | M | 21/11 | X | 30    |
| M1022C06  | 8036911    | 1 | 10      | 20      | 6       | 60      | C | 18    |   | 30    |
| M1227F06  | 8036935    | 1 | 12      | 25      | 6       | 65      | F | 36    |   | 40    |
| M1227M06  | 8036928    | 1 | 12      | 25      | 6       | 65      | M | 24    | X | 40    |
| M1227M06X | 8036959    | 1 | 12      | 25      | 6       | 65      | M | 24/12 | X | 40    |
| M1227C06  | 8036966    | 1 | 12      | 25      | 6       | 65      | C | 18    |   | 40    |
| M1227F08  | 8036973    | 1 | 12      | 25      | 8       | 65      | F | 36    |   | 40    |
| M1227M08  | 8036980    | 1 | 12      | 25      | 8       | 65      | M | 24    |   | 40    |
| M1227M08X | 8192990    | 1 | 12      | 25      | 8       | 65      | M | 24/12 |   | 40    |
| M1227C08  | 8192983    | 1 | 12      | 25      | 8       | 65      | C | 18    |   | 40    |
| M1630F06  | 8193027    | 1 | 16      | 30      | 6       | 70      | F | 39    |   | 70    |
| M1630M06  | 8193010    | 1 | 16      | 30      | 6       | 70      | M | 27    | X | 70    |
| M1630M06X | 8187453    | 1 | 16      | 30      | 6       | 70      | M | 27/14 | X | 70    |
| M1630C06  | 8193034    | 1 | 16      | 30      | 6       | 70      | C | 21    |   | 70    |
| M1630F08  | 8037055    | 1 | 16      | 30      | 8       | 70      | F | 39    |   | 70    |
| M1630M08  | 8037062    | 1 | 16      | 30      | 8       | 70      | M | 27    | X | 70    |
| M1630M08X | 8037086    | 1 | 16      | 30      | 8       | 70      | M | 27/14 | X | 70    |
| M1630C08  | 8037093    | 1 | 16      | 30      | 8       | 70      | C | 21    |   | 70    |



## N

### INVERTED CONE




- DIN: WKN
- Deburring holes and in confined spaces
- Type of cut: F = Fine, M = Medium, C = Coarse
- Stock standard: X = yes

|           | <br>731151 |   | A<br>mm | B<br>mm | C<br>mm | D<br>mm |   |       |   |    |
|-----------|------------|---|---------|---------|---------|---------|---|-------|---|----|
| N0306F03  | 8193058    | 1 | 3       | 6       | 3       | 40      | F | 18    |   | 10 |
| N0306M03  | 8182212    | 1 | 3       | 6       | 3       | 40      | M | 14    | X | 10 |
| N0306M03E | 8182229    | 1 | 3       | 6       | 3       | 40      | M | 14    |   | 10 |
| N0306C03  | 8193065    | 1 | 3       | 6       | 3       | 40      | C | 10    |   | 10 |
| N0607F06  | 8193072    | 1 | 6       | 7       | 6       | 50      | F | 24    |   | 20 |
| N0607M06  | 8182236    | 1 | 6       | 7       | 6       | 50      | M | 16    |   | 20 |
| N0607M06E | 8182243    | 1 | 6       | 7       | 6       | 50      | M | 24    |   | 20 |
| N0607C06  | 8193089    | 1 | 6       | 7       | 6       | 50      | C | 10    |   | 20 |
| N1213F06  | 8193096    | 1 | 12      | 13      | 6       | 53      | F | 36    |   | 30 |
| N1213M06  | 8134570    | 1 | 12      | 13      | 6       | 53      | M | 24    | X | 30 |
| N1213M06E | 8182250    | 1 | 12      | 13      | 6       | 53      | M | 24    |   | 30 |
| N1213M06X | 8237172    | 1 | 12      | 13      | 6       | 53      | X | 24    | X | 30 |
| N1213C06  | 8193102    | 1 | 12      | 13      | 6       | 53      | C | 16    |   | 30 |
| N1613F06  | 8193126    | 1 | 16      | 13      | 6       | 53      | F | 40    |   | 50 |
| N1613M06  | 8136000    | 1 | 16      | 13      | 6       | 53      | M | 28    |   | 50 |
| N1613M06E | 8193119    | 1 | 16      | 13      | 6       | 53      | M | 28    |   | 50 |
| N1613M06X | 8204525    | 1 | 16      | 13      | 6       | 53      | M | 28/14 |   | 50 |
| N1613C06  | 8193133    | 1 | 16      | 13      | 6       | 53      | C | 18    |   | 50 |
| N1613F08  | 8193140    | 1 | 16      | 13      | 8       | 53      | F | 40    |   | 50 |
| N1613M08  | 8182267    | 1 | 16      | 13      | 8       | 53      | M | 28    | X | 50 |
| N1613M08E | 8182274    | 1 | 16      | 13      | 8       | 53      | M | 28    |   | 50 |
| N1613C08  | 8193157    | 1 | 16      | 13      | 8       | 53      | C | 18    |   | 50 |

## A-AL

### BURRS FOR ALUMINIUM CYLINDRICAL



- Deburring aluminium and other soft materials
- Use wax to avoid chip build-up
- Special cutting edge suitable for soft materials
- Type of cut: AL = AL-cut
- Stock standard: X = yes

|            | <br>731151 |   | A<br>mm | B<br>mm | C<br>mm | D<br>mm |    |   |   |    |
|------------|------------|---|---------|---------|---------|---------|----|---|---|----|
| A0616AL06E | 8181802    | 1 | 6       | 16      | 6       | 51      | AL | 5 | X | 20 |
| A1225AL06E | 8187620    | 1 | 12      | 25      | 6       | 70      | AL | 6 | X | 50 |
| A1225AL08E | 8181819    | 1 | 12      | 25      | 8       | 76      | AL | 6 | X | 50 |





# TUNGSTEN CARBIDE ROTARY BURRS

## C-AL

### BURRS FOR ALUMINIUM CYLINDRICAL ROUND NOSE



- Deburring aluminium and other soft materials
- Use wax to avoid chip build-up
- Special cutting edge suitable for soft materials
- Type of cut: AL = AL-cut
- Stock standard: X = yes

|           | <br>731151 |   | A<br>mm | B<br>mm | C<br>mm | D<br>mm |    |   |   |    |
|-----------|------------|---|---------|---------|---------|---------|----|---|---|----|
| C0616AL06 | 8181826    | 1 | 6       | 16      | 6       | 51      | AL | 5 | X | 20 |
| C1225AL06 | 8187637    | 1 | 12      | 25      | 6       | 70      | AL | 6 | X | 50 |
| C1225AL08 | 8181833    | 1 | 12      | 25      | 8       | 76      | AL | 6 | X | 50 |

## D-AL

### BURRS FOR ALUMINIUM SPHERICAL



- Deburring aluminium and other soft materials
- Use wax to avoid chip build-up
- Special cutting edge suitable for soft materials
- Type of cut: AL = AL-cut
- Stock standard: X = yes

|           | <br>731151 |   | A<br>mm | B<br>mm | C<br>mm | D<br>mm |    |   |   |    |
|-----------|------------|---|---------|---------|---------|---------|----|---|---|----|
| D1211AL06 | 8187644    | 1 | 12      | 11      | 6       | 56      | AL | 6 | X | 50 |
| D1211AL08 | 8181840    | 1 | 12      | 11      | 8       | 62      | AL | 6 |   | 60 |

## F-AL

### BURRS FOR ALUMINIUM ARCH ROUND NOSE



- Deburring aluminium and other soft materials
- Use wax to avoid chip build-up
- Special cutting edge suitable for soft materials
- Type of cut: AL = AL-cut
- Stock standard: X = yes

|           | <br>731151 |   | A<br>mm | B<br>mm | C<br>mm | D<br>mm |    |   |   |    |
|-----------|------------|---|---------|---------|---------|---------|----|---|---|----|
| F0618AL06 | 8181857    | 1 | 6       | 18      | 6       | 51      | AL | 5 | X | 20 |
| F1225AL06 | 8187651    | 1 | 12      | 25      | 6       | 70      | AL | 6 | X | 50 |
| F1225AL08 | 8181864    | 1 | 12      | 25      | 8       | 70      | AL | 6 | X | 50 |



## L-AL

### BURRS FOR ALUMINIUM CONICAL, ROUND NOSE



- Deburring aluminium and other soft materials
- Use wax to avoid chip build-up
- Special cutting edge suitable for soft materials
- Type of cut: AL = AL-cut
- Stock standard: X = yes

|           | <br>731151 |   | A<br>mm | B<br>mm | C<br>mm | D<br>mm |    |   |   |    |
|-----------|------------|---|---------|---------|---------|---------|----|---|---|----|
| L1230AL06 | 8187668    | 1 | 12      | 30      | 6       | 76      | AL | 6 | X | 50 |
| L1230AL08 | 8181871    | 1 | 12      | 30      | 8       | 82      | AL | 6 |   | 50 |

## A-int

### SPECIAL BURRS FOR INTERNAL GRINDING




- Internal toolpost grinding for centre lathe
- Special cutting edge for high finish
- Type of cut: D = Diamond
- Stock standard: X = yes

|           | <br>731151 |   | A<br>mm | B<br>mm | C<br>mm | D<br>mm |   |       |   |    |
|-----------|------------|---|---------|---------|---------|---------|---|-------|---|----|
| A0408F03D | 8197926    | 1 | 4       | 8       | 3       | 50      | D | 20/20 |   | 6  |
| A0610F06D | 8197933    | 1 | 6       | 10      | 6       | 65      | D | 24/24 |   | 15 |
| A0810F06D | 8197957    | 1 | 8       | 10      | 6       | 65      | D | 28/28 | X | 20 |

## A/G

### SPECIAL BURRS FOR TYRE REPAIRS



- Cleaning and reaming for repairs of tyres
- Maximum speed 1500 r.p.m. Speeds exceeding 1500 r.p.m. generates heat which destroys the bond between the rubber and the steel reinforcement
- Burrs marked with "T" in column "Shank mm" have triangular shank
- Type of cut: X = X-cut
- Stock standard: X = yes

|              | <br>731151 |   | A<br>mm | B<br>mm | C<br>mm | D<br>mm |   |       |   |    |
|--------------|------------|---|---------|---------|---------|---------|---|-------|---|----|
| A0320M03X    | 8197773    | 1 | 3       | 20      | 3       | 40      | X | 14/7  | X | 10 |
| A0625M06X    | 8197780    | 1 | 6       | 25      | 6       | 65      | X | 16/8  | X | 20 |
| G0645M4.9X   | 8195380    | 1 | 6       | 45      | T 4.9   | 75      | X | 12/6  |   | 50 |
| G0845M6.6X   | 8195403    | 1 | 8       | 45      | T 6.6   | 90      | X | 16/8  |   | 60 |
| G1050M8.3X   | 8195397    | 1 | 10      | 50      | T 8.3   | 110     | X | 20/10 |   | 70 |
| HSSG-G0645MX | 8195496    | 1 | 6       | 45      | 6       | 75      | X | 12/6  |   | 50 |



# HSS ROTARY BURRS

## HSSG-A

### CYLINDRICAL




- Rotary burrs, HSS
- High speed steel burrs are used primarily for machining soft steel, aluminium, bronze, brass, etc
- High speed steel burrs are a better choice when optimal machining conditions cannot be maintained or, when the risk of vibration and impact shock are high
- Also usable with low cutting speeds
- Type of cut:
  - M: Medium, for machining unhardened steel and other moderately hard materials under normal conditions
  - EC: Extra coarse, for soft materials when good stock removal is required, counteracts chip build-up between teeth
- Packaging: Plastic box - Individually packed in boxes of 5

|              | <br>731151 |   | A<br>mm | B<br>mm | C<br>mm |    | <br>g |
|--------------|------------|---|---------|---------|---------|----|-------|
| HSSG-A0616M  | 8023379    | 1 | 6       | 16      | 6       | M  | 20    |
| HSSG-A1020M  | 8023386    | 1 | 10      | 20      | 6       | M  | 30    |
| HSSG-A1225EC | 8023409    | 1 | 12      | 25      | 6       | EC | 40    |
| HSSG-A1225M  | 8023393    | 1 | 12      | 25      | 6       | M  | 40    |
| HSSG-A1625M  | 8023416    | 1 | 16      | 25      | 6       | M  | 50    |

## HSSG-A-S

### CYLINDRICAL SINGLE PACK



- Rotary burr, HSS
- Retail packed
- High speed steel burrs are used primarily for machining soft steel, aluminium, bronze, brass, etc
- High speed steel burrs are a better choice when optimal machining conditions cannot be maintained or, when the risk of vibration and impact shock are high
- Also usable with low cut speeds
- Type of cut:
  - M: Medium, for machining unhardened steel and other moderately hard materials under normal conditions
  - EC: Extra coarse, for soft materials when good stock removal is required, counteracts chip build-up between teeth
- Packaging: Plastic box - Individually packed

|                | <br>731151 |   | A<br>mm | B<br>mm | C<br>mm | D<br>mm |    |    | <br>g |
|----------------|------------|---|---------|---------|---------|---------|----|----|-------|
| HSSG-A0616M-S  | 8022501    | 1 | 6       | 16      | 6       | 50      | M  | 16 | 20    |
| HSSG-A1020M-S  | 8022518    | 1 | 10      | 20      | 6       | 60      | M  | 20 | 30    |
| HSSG-A1225M-S  | 8022525    | 1 | 12      | 25      | 6       | 65      | M  | 24 | 40    |
| HSSG-A1225EC-S | 8022532    | 1 | 12      | 25      | 6       | 65      | EC | 7  | 40    |
| HSSG-A1625M-S  | 8022549    | 1 | 16      | 25      | 6       | 65      | M  | 28 | 50    |







## HSSG-C

### CYLINDRICAL ROUND NOSE



- Rotary burrs, HSS
- High speed steel burrs are used primarily for machining soft steel, aluminium, bronze, brass, etc
- High speed steel burrs are a better choice when optimal machining conditions cannot be maintained or, when the risk of vibration and impact shock are high
- Also usable with low cutting speeds
- Type of cut:  
M: Medium, for machining unhardened steel and other moderately hard materials under normal conditions  
EC: Extra coarse, for soft materials when good stock removal is required, counteracts chip build-up between teeth
- Packaging: Plastic box - Individually packed in boxes of 5







|  | <br>731151 |  | A<br>mm | B<br>mm | C<br>mm |  | <br>g |
|---|---|--|---------|---------|---------|---|--|
| HSSG-C0616M   | 8023423   | 1  | 6       | 16      | 6       | M   | 20   |
| HSSG-C1020M   | 8023430   | 1  | 10      | 20      | 6       | M   | 20   |
| HSSG-C1225EC  | 8023454   | 1  | 12      | 25      | 6       | EC  | 40   |
| HSSG-C1225M   | 8023447   | 1  | 12      | 25      | 6       | M   | 40   |

## HSSG-C-S

### CYLINDRICAL ROUND NOSE SINGLE PACK



- Rotary burr, HSS
- Retail packed
- High speed steel burrs are used primarily for machining soft steel, aluminium, bronze, brass, etc
- High speed steel burrs are a better choice when optimal machining conditions cannot be maintained or, when the risk of vibration and impact shock are high
- Also usable with low cut speeds
- Type of cut:  
M: Medium, for machining unhardened steel and other moderately hard materials under normal conditions  
EC: Extra coarse, for soft materials when good stock removal is required, counteracts chip build-up between teeth
- Packaging: Plastic box - Individually packed

|  | <br>731151 |  | A<br>mm | B<br>mm | C<br>mm | D<br>mm |  | <br>/C | <br>g |
|---|---|--|---------|---------|---------|---------|---|---|--|
| HSSG-C0616M-S   | 8022556   | 1  | 6       | 16      | 6       | 50      | M   | 16  | 20   |
| HSSG-C1020M-S   | 8022563   | 1  | 10      | 20      | 6       | 60      | M   | 20  | 30   |
| HSSG-C1225M-S   | 8022570   | 1  | 12      | 25      | 6       | 65      | M   | 24  | 40   |
| HSSG-C1225EC-S  | 8022587   | 1  | 12      | 25      | 6       | 65      | EC  | 7   | 40   |



# HSS ROTARY BURRS

## HSSG-D

## SPHERICAL



- Rotary burrs, HSS
- High speed steel burrs are used primarily for machining soft steel, aluminium, bronze, brass, etc
- High speed steel burrs are a better choice when optimal machining conditions cannot be maintained or, when the risk of vibration and impact shock are high
- Also usable with low cutting speeds
- Type of cut:
  - M: Medium, for machining unhardened steel and other moderately hard materials under normal conditions
  - EC: Extra coarse, for soft materials when good stock removal is required. Counteracts chip build-up between teeth
- Packaging: Plastic box - Individually packed in boxes of 5

|              | <br>731151 |   | A<br>mm | B<br>mm | C<br>mm |    | <br>g |
|--------------|------------|---|---------|---------|---------|----|-------|
| HSSG-D0606M  | 8023461    | 1 | 6       | 6       | 6       | M  | 20    |
| HSSG-D0807M  | 8023478    | 1 | 8       | 7       | 6       | M  | 20    |
| HSSG-D1009M  | 8023485    | 1 | 10      | 9       | 6       | M  | 20    |
| HSSG-D1211EC | 8023508    | 1 | 12      | 11      | 6       | EC | 20    |
| HSSG-D1211M  | 8023492    | 1 | 12      | 11      | 6       | M  | 20    |
| HSSG-D1614M  | 8023515    | 1 | 16      | 14      | 6       | M  | 30    |

## HSSG-D-S

## SPHERICAL SINGLE PACK



- Rotary burr, HSS
- Retail packed
- High speed steel burrs are used primarily for machining soft steel, aluminium, bronze, brass, etc
- High speed steel burrs are a better choice when optimal machining conditions cannot be maintained or, when the risk of vibration and impact shock are high
- Also usable with low cut speeds
- Type of cut:
  - M: Medium, for machining unhardened steel and other moderately hard materials under normal conditions
  - EC: Extra coarse, for soft materials when good stock removal is required, counteracts chip build-up between teeth
- Packaging: Plastic box - Individually packed

|                | <br>731151 |   | A<br>mm | B<br>mm | C<br>mm | D<br>mm |    |    | <br>g |
|----------------|------------|---|---------|---------|---------|---------|----|----|-------|
| HSSG-D0606M-S  | 8022594    | 1 | 6       | 6       | 6       | 50      | M  | 16 | 20    |
| HSSG-D0807M-S  | 8022600    | 1 | 8       | 7       | 6       | 47      | M  | 18 | 20    |
| HSSG-D1009M-S  | 8022617    | 1 | 10      | 9       | 6       | 49      | M  | 20 | 20    |
| HSSG-D1211M-S  | 8022624    | 1 | 12      | 11      | 6       | 51      | M  | 24 | 20    |
| HSSG-D1211EC-S | 8022631    | 1 | 12      | 11      | 6       | 51      | EC | 7  | 20    |



## HSSG-E



### OVAL

- Rotary burrs, HSS
- High speed steel burrs are used primarily for machining soft steel, aluminium, bronze, brass, etc
- High speed steel burrs are a better choice when optimal machining conditions cannot be maintained or, when the risk of vibration and impact shock are high
- Also usable with low cutting speeds
- Type of cut:  
M: Medium, for machining unhardened steel and other moderately hard materials under normal conditions  
EC: Extra coarse, for soft materials when good stock removal is required. Counteracts chip build-up between teeth
- Packaging: Plastic box - Individually packed in boxes of 5

|              | <br>731151 |   | A<br>mm | B<br>mm | C<br>mm |    |    |
|--------------|------------|---|---------|---------|---------|----|----|
| HSSG-E0614M  | 8023522    | 1 | 6       | 14      | 6       | M  | 20 |
| HSSG-E1222EC | 8023546    | 1 | 12      | 22      | 6       | EC | 30 |
| HSSG-E1222M  | 8023539    | 1 | 12      | 22      | 6       | M  | 30 |
| HSSG-E1625M  | 8023553    | 1 | 16      | 25      | 6       | M  | 50 |

## HSSG-E-S



### OVAL SINGLE PACK

- Rotary Burr, HSS
- Retail packed
- High speed steel burrs are used primarily for machining soft steel, aluminium, bronze, brass, etc
- High speed steel burrs are a better choice when optimal machining conditions cannot be maintained or, when the risk of vibration and impact shock are high
- Also usable with low cut speeds
- Type of cut:  
M: Medium, for machining unhardened steel and other moderately hard materials under normal conditions  
EC: Extra coarse, for soft materials when good stock removal is required, counteracts chip build-up between teeth
- Packaging: Plastic box - Individually packed

|                | <br>731151 |   | A<br>mm | B<br>mm | C<br>mm | D<br>mm |    |    |    |
|----------------|------------|---|---------|---------|---------|---------|----|----|----|
| HSSG-E1222M-S  | 8022662    | 1 | 12      | 22      | 6       | 62      | M  | 24 | 30 |
| HSSG-E1222EC-S | 8022679    | 1 | 12      | 22      | 6       | 62      | EC | 7  | 30 |
| HSSG-E1625M-S  | 8022686    | 1 | 16      | 25      | 6       | 65      | M  | 28 | 50 |



# HSS ROTARY BURRS

## HSSG-F

### ARCH ROUND NOSE



- Rotary burrs, HSS
- High speed steel burrs are used primarily for machining soft steel, aluminium, bronze, brass, etc
- High speed steel burrs are a better choice when optimal machining conditions cannot be maintained or, when the risk of vibration and impact shock are high
- Also usable with low cutting speeds
- Type of cut: M = Medium, for machining unhardened steel and other moderately hard materials under normal conditions
- Packaging: Plastic box - Individually packed in boxes of 5

|             | <br>731151 |   | A<br>mm | B<br>mm | C<br>mm |   |    |
|-------------|------------|---|---------|---------|---------|---|----|
| HSSG-F0618M | 8023560    | 1 | 6       | 18      | 6       | M | 20 |
| HSSG-F1225M | 8023577    | 1 | 12      | 25      | 6       | M | 30 |
| HSSG-F1625M | 8023584    | 1 | 16      | 25      | 6       | M | 40 |

## HSSG-F-S

### ARCH ROUND NOSE SINGLE PACK



- Rotary burr, HSS
- Retail packed
- High speed steel burrs are used primarily for machining soft steel, aluminium, bronze, brass, etc
- High speed steel burrs are a better choice when optimal machining conditions cannot be maintained or, when the risk of vibration and impact shock are high
- Also usable with low cut speeds
- Type of cut: M: Medium, for machining unhardened steel and other moderately hard materials under normal conditions
- Packaging: Plastic box - Individually packed

|               | <br>731151 |   | A<br>mm | B<br>mm | C<br>mm | D<br>mm |   |    |    |
|---------------|------------|---|---------|---------|---------|---------|---|----|----|
| HSSG-F0618M-S | 8022693    | 1 | 6       | 18      | 6       | 50      | M | 16 | 20 |
| HSSG-F1225M-S | 8022709    | 1 | 12      | 25      | 6       | 65      | M | 24 | 30 |



## HSSG-G



### ARCH POINTED NOSE

- Rotary burrs, HSS
- High speed steel burrs are used primarily for machining soft steel, aluminium, bronze, brass, etc
- High speed steel burrs are a better choice when optimal machining conditions cannot be maintained or, when the risk of vibration and impact shock are high
- Also usable with low cutting speeds
- Type of cut:
  - M: Medium, for machining unhardened steel and other moderately hard materials under normal conditions
  - EC: Extra Coarse, for soft materials when good stock removal is required, counteracts chip build-up between teeth
- Packaging: Plastic box - Individually packed in boxes of 5

|              | <br>731151 |   | A<br>mm | B<br>mm | C<br>mm |    | <br>g |
|--------------|------------|---|---------|---------|---------|----|-------|
| HSSG-G0618M  | 8023591    | 1 | 6       | 18      | 6       | M  | 20    |
| HSSG-G1220M  | 8023607    | 1 | 12      | 20      | 6       | M  | 30    |
| HSSG-G1225EC | 8023621    | 1 | 12      | 25      | 6       | EC | 30    |
| HSSG-G1225M  | 8023614    | 1 | 12      | 25      | 6       | M  | 30    |

## HSSG-G-S



### ARCH POINTED NOSE SINGLE PACK

- Rotary burr, HSS
- High speed steel burrs are used primarily for machining soft steel, aluminium, bronze, brass, etc
- High speed steel burrs are a better choice when optimal machining conditions cannot be maintained or, when the risk of vibration and impact shock are high
- Also usable with low cut speeds
- Type of cut: M: Medium, for machining unhardened steel and other moderately hard materials under normal conditions
- Packaging: Plastic box. Individually packed

|               | <br>731151 |   | A<br>mm | B<br>mm | C<br>mm | D<br>mm |   |    | <br>g |
|---------------|------------|---|---------|---------|---------|---------|---|----|-------|
| HSSG-G0618M-S | 8022716    | 1 | 6       | 18      | 6       | 50      | M | 16 | 20    |
| HSSG-G1220M-S | 8022723    | 1 | 12      | 20      | 6       | 60      | M | 24 | 30    |
| HSSG-G1225M-S | 8022730    | 1 | 12      | 25      | 6       | 65      | M | 24 | 30    |





# HSS ROTARY BURRS

## HSSG-M

### CONICAL POINTED NOSE



- Rotary burrs, HSS
- High speed steel burrs are used primarily for machining soft steel, aluminium, bronze, brass, etc
- High speed steel burrs are a better choice when optimal machining conditions cannot be maintained or, when the risk of vibration and impact shock are high
- Also usable with low cutting speeds
- Type of cut: M: Medium, for machining unhardened steel and other moderately hard materials under normal conditions
- Packaging: Plastic box - Individually packed in boxes of 5

|             | <br>731151 |   | A<br>mm | B<br>mm | C<br>mm |   | <br>g |
|-------------|------------|---|---------|---------|---------|---|-------|
| HSSG-M0618M | 8023638    | 1 | 6       | 18      | 6       | M | 20    |
| HSSG-M1227M | 8023645    | 1 | 12      | 27      | 6       | M | 30    |

## HSSG-M-S

### CONICAL POINTED NOSE SINGLE PACK



- Rotary burr, HSS
- Retail packed
- High speed steel burrs are used primarily for machining soft steel, aluminium, bronze, brass, etc
- High speed steel burrs are a better choice when optimal machining conditions cannot be maintained or, when the risk of vibration and impact shock are high
- Also usable with low cut speeds
- Type of cut: M: Medium, for machining unhardened steel and other moderately hard materials under normal conditions
- Packaging: Plastic box - Individually packed

|               | <br>731151 |   | A<br>mm | B<br>mm | C<br>mm | D<br>mm |   |    | <br>g |
|---------------|------------|---|---------|---------|---------|---------|---|----|-------|
| HSSG-M0618M-S | 8022754    | 1 | 6       | 18      | 6       | 50      | M | 16 | 20    |
| HSSG-M1227M-S | 8022761    | 1 | 12      | 27      | 6       | 67      | M | 24 | 30    |



## HSSG-N




### INVERTED CONE

- Rotary burr, HSS
- High speed steel burrs are used primarily for machining soft steel, aluminium, bronze, brass, etc
- High speed steel burrs are a better choice when optimal machining conditions cannot be maintained or, when the risk of vibration and impact shock are high
- Also usable with low cutting speeds
- Type of cut: M: Medium, for machining unhardened steel and other moderately hard materials under normal conditions
- Packaging: Plastic box - Individually packed in boxes of 5

|             |            |   |         |         |         |   |    |
|-------------|------------|---|---------|---------|---------|---|----|
|             | <br>731151 |   | A<br>mm | B<br>mm | C<br>mm |   |    |
| HSSG-N1230M | 8188016    | 1 | 12      | 30      | 6       | M | 30 |

## HSSG-O



### OVAL POINTED NOSE

- Rotary burr, HSS
- High speed steel burrs are used primarily for machining soft steel, aluminium, bronze, brass, etc
- High speed steel burrs are a better choice when optimal machining conditions cannot be maintained or, when the risk of vibration and impact shock are high
- Also usable with low cutting speeds
- Type of cut: M: Medium, for machining unhardened steel and other moderately hard materials under normal conditions
- Packaging: Plastic box - Individually packed in boxes of 5

|             |            |   |         |         |         |   |    |
|-------------|------------|---|---------|---------|---------|---|----|
|             | <br>731151 |   | A<br>mm | B<br>mm | C<br>mm |   |    |
| HSSG-O1218M | 8188030    | 1 | 12      | 18      | 6       | M | 30 |

## HSSG-P



### PEAR


- Rotary burrs, HSS
- High speed steel burrs are used primarily for machining soft steel, aluminium, bronze, brass, etc.
- High speed steel burrs are a better choice when optimal machining conditions cannot be maintained or, when the risk of vibration and impact shock are high
- Also usable with low cutting speeds
- Type of cut: M: Medium, for machining unhardened steel and other moderately hard materials under normal conditions
- Packaging: Plastic box - Individually packed in boxes of 5

|             |            |   |         |         |         |   |    |
|-------------|------------|---|---------|---------|---------|---|----|
|             | <br>731151 |   | A<br>mm | B<br>mm | C<br>mm |   |    |
| HSSG-P0622M | 8188054    | 1 | 6       | 22      | 6       | M | 20 |
| HSSG-P1230M | 8188078    | 1 | 12      | 30      | 6       | M | 30 |



52

## BRUSHES



- Spark plug wire brush for easy cleaning of spark plug gauges
- With wooden handle and fine brass wire bristles

|    |            |   |             |       |
|----|------------|---|-------------|-------|
|    | <br>731151 |   | <br>L<br>mm | <br>g |
| 52 | 8276027    | 1 | 150         | 16    |

782-U

## BRUSHES



- General purpose utility wire brush for cleaning of dirt, rust, paint etc
- With wooden handle and 4 rows of steel bristles

|       |            |   |             |       |
|-------|------------|---|-------------|-------|
|       | <br>731151 |   | <br>L<br>mm | <br>g |
| 782-U | 8276447    | 1 | 290         | 120   |

783

## BRUSHES




- Brake steel brush for cleaning of disc brakes and drums
- With plastic handle and 2 rows of steel bristles

|     |            |   |             |       |
|-----|------------|---|-------------|-------|
|     | <br>731151 |   | <br>L<br>mm | <br>g |
| 783 | 8276034    | 1 | 230         | 90    |

2555

## BRUSHES



- Terminal brush that removes corrosion and dirt from battery terminals and cable clamps
- The external brush cleans cable clamps and the internal brush cleans terminal posts
- With metal housing and steel bristles

|      |            |    |             |       |
|------|------------|----|-------------|-------|
|      | <br>731151 |    | <br>L<br>mm | <br>g |
| 2555 | 8276041    | 12 | 85          | 67    |



# WRENCHES

---

Bahco wrenches are designed and manufactured with the optimal dimensions to suit the workplace and meet the requirements of the end-user in terms of power and handling. More than 800 different wrenches in the range cover an extremely wide variety of applications, making Bahco the specialist in wrenches.

Bahco wrenches improve accessibility in confined spaces with a patented shape and design at the handle for a wider and more comfortable grip.

The Dynamic Drive™ Profile on the wrench's ring end increases the contact with the nut's flank surfaces, rather than its corners. This flat surface contact reduces wear and gives excellent performance.

With Dynamic Drive™ Profile, a substantially higher torque can be applied without wear to the screw or wrench. Even worn and imprecise nuts can be turned with this profile.

Traditionally, Bahco has combined a quality compound of high-alloyed steel with the right heat treatment – hardening and annealing to guarantee a high-quality tool. As a result, our wrench family withstands more torque without deformation, delivering more power and a longer life.

We are also proud to present the Bahco ERGO™ adjustable wrench, the result of extensive development work where professional users and specialists in ergonomics have worked alongside each other to create exceptional user-friendly tools. The various models and sizes are available in phosphate and chrome-plated versions, with or without the comfortable ergonomic handle.

# Chapter Index

---

|                      |         |
|----------------------|---------|
| ADJUSTABLE WRENCHES  | 142-148 |
| COMBINATION WRENCHES | 149-157 |
| RATCHETING WRENCHES  | 158-165 |
| OPEN END WRENCHES    | 166-174 |
| RING END WRENCHES    | 175-179 |
| FLARE NUT WRENCHES   | 180-181 |
| HEAVY DUTY WRENCHES  | 182-186 |
| TUBULAR WRENCHES     | 187-193 |
| SPECIAL WRENCHES     | 194     |

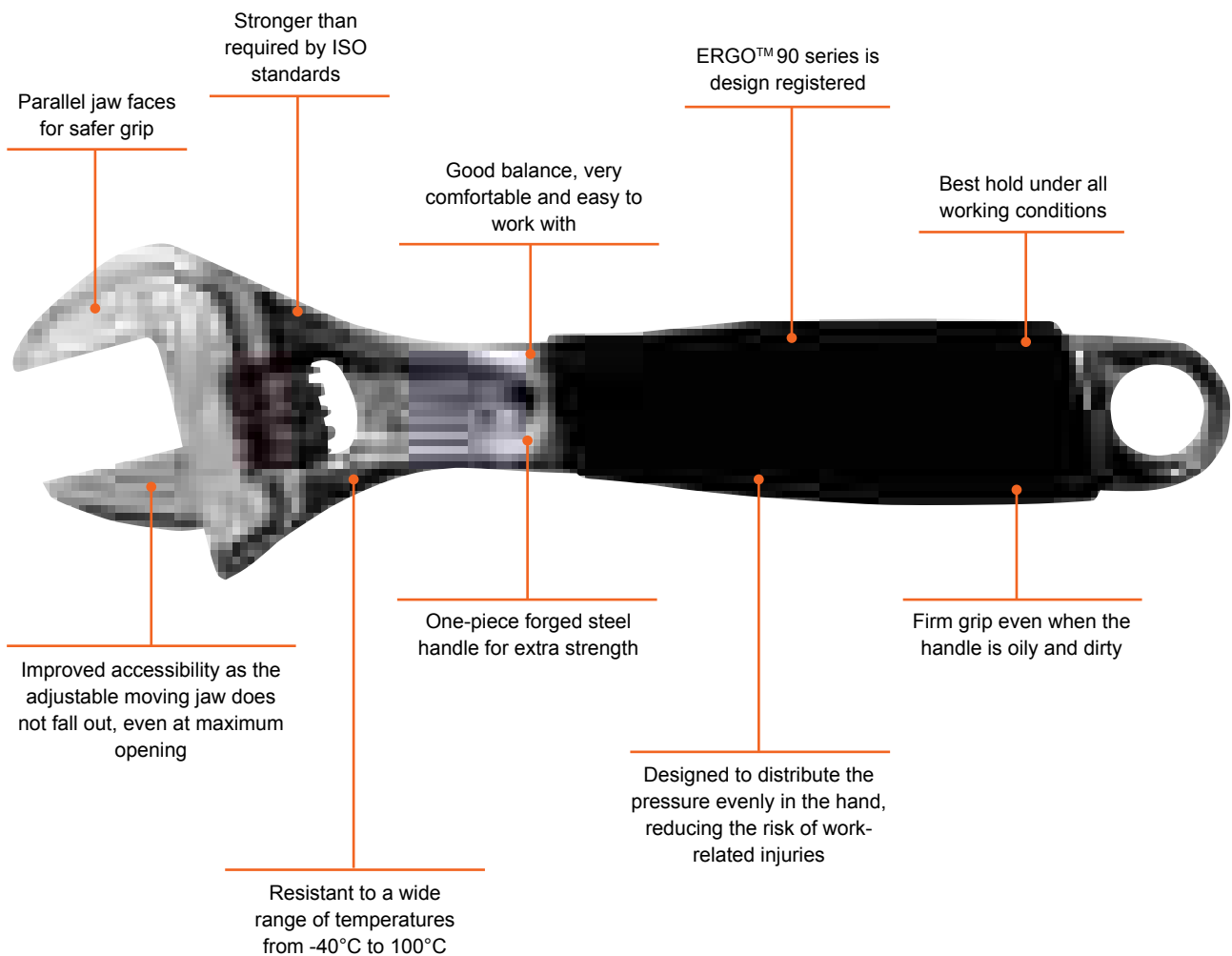
# ADJUSTABLE WRENCHES

## 90 SERIES

“Over 120 years producing adjustable wrenches”

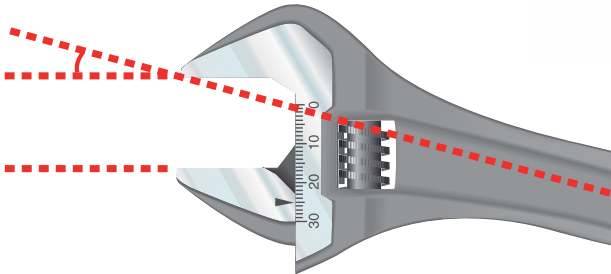

The ERGO™ 90 series has more functions than any other adjustable wrench.  
The ergonomic design of the handle, jaws and grip:

- Makes it possible to use hand strength in the best and most efficient way
- Gives the best, safest grip in different work positions
- Protects against unnecessary work injuries

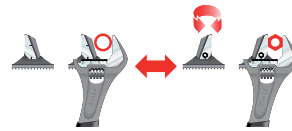


## COMBINATION ADJUSTABLE WRENCHES

This wrench is not only ideal for use with ordinary nuts, but also pipes, rounded nuts and bolts.



Jaws angled at 15° to give good access even in confined spaces.



By reversing the movable jaw you can use the tool as a standard adjustable wrench for nuts and bolts.

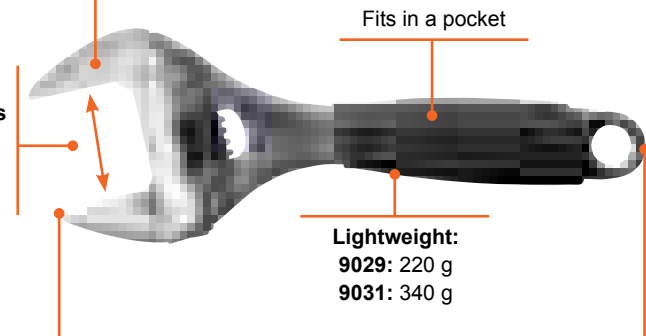
## 9029-9035 & 9031T **ergo**®

The ERGO™ type 9029-9035 and 9031T series - big Bahco inventions, yet small enough to fit in your back pocket...

Thinner jaws improve access in confined spaces

Extra width to grip large nuts

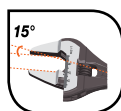
9029: 1 1/4 inches / 32 mm  
9031: 1 1/2 inches / 38 mm



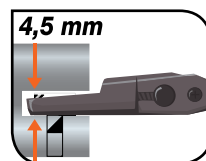
9029: 6 inches/170 mm  
9031: 8 inches/218 mm

## 9031T

Extra thin jaws for accessibility



Extra wide opening



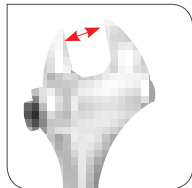
Extra slim jaws



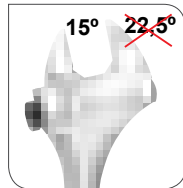
# SIDE NUT ADJUSTABLE

## FEATURES & BENEFITS

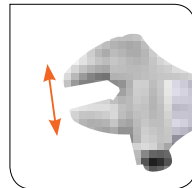
- Side-nut operating system
- Chrome-plated finishing
- Precision tuning



BETTER TORQUE CAPACITY



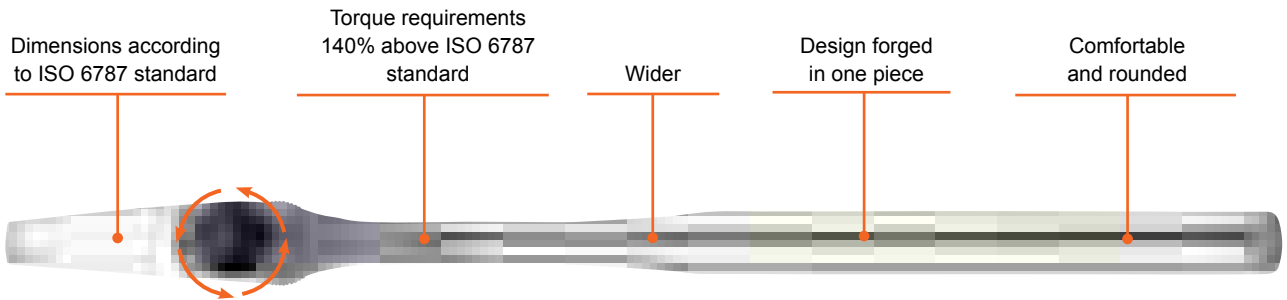
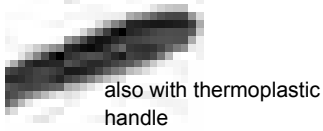
THE BEST ADJUSTABLE WRENCH FOR HEXAGONAL NUTS



MEASURING SCALE IN MM

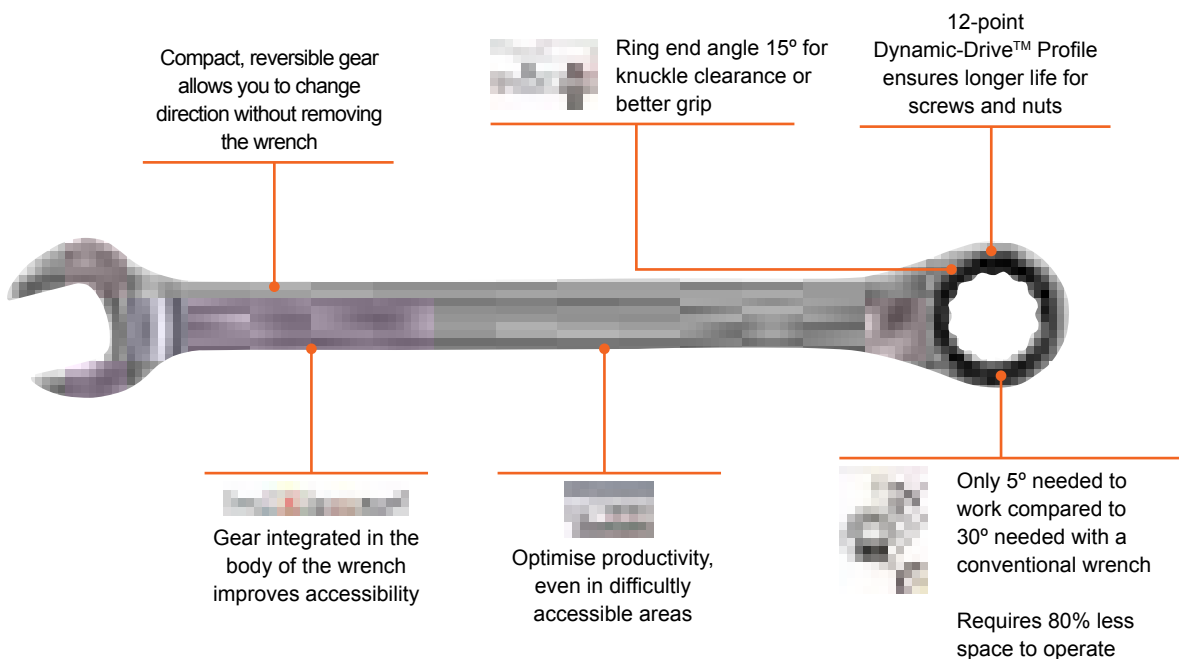


FORGED IN ONE PIECE



# BAHCO RATCHETING WRENCHES

## TIME SAVING: WORK FASTER WITH GREAT PERFORMANCE



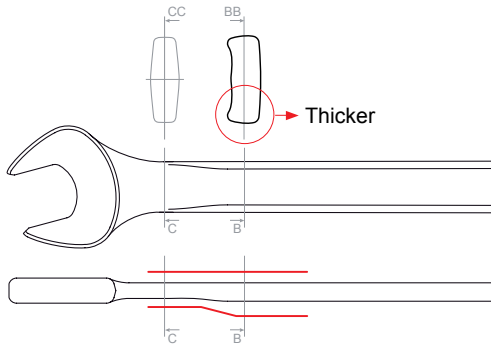
# DOUBLE OPEN END AND COMBINATION WRENCHES




HIGHER TORQUE  
WITHOUT  
DEFORMATION  
**150%**

# Easy to work with

- The U-Design at the handle section provides a comfortable surface for gripping the tool


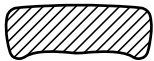


- Wide surface in corners, to better position the thumb while safely fastening or unfastening the screw


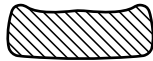


- The **asymmetrical shape** allows the user to know the orientation of the open end (15 ° left or right)

15° RIGHT




15° LEFT



- **Dynamic Drive™ Profile:** It maximises the life of the tool and nut. The tool does not touch the corners of the nut, so it avoids rounding them, and the torque is applied directly to the sides which improves performance
- **Ring end:** Conical shape on both sides of the ring to introduce the nut or screw heads more easily



- Highly visible and uni-directional size marking



## Better accessibility and longer life:

- The position of the connecting point of the centre axe of the open end and the shank gives high accessibility to the open end




- Long-life duration on the nut or screw due to the large surface area in contact with the nut

- Excellent accessibility to restricted working areas



LEAD-IN CHAMFER





# ADJUSTABLE WRENCHES


90

## 90 SERIES

ergo®



9072



9072P


- Adjustable wrenches developed according to the scientific ERGO™ process
- Standards: ISO 6787, DIN 3117, ASME B107.8M - 1996 and BS 6333
- High performance alloy steel
- Comfortable non slip thermoplastic grip handle
- Scale in mm for pre adjusting and accurate measurement
- The jaw does not fall out even at maximum opening of the wrench
- Head angle 15° provides better accessibility
- Left going screw
- P series: Reversible jaw for pipe use
- Black finish. Precision hardened and anti-corrosion treated

|        | <br>731415 |   | A<br>mm | B<br>mm | C<br>mm | D<br>mm | <br>g |
|--------|------------|---|---------|---------|---------|---------|-------|
| 9070   | 0100170    | 5 | 158     | 20      | 4.9     | 11.3    | 139   |
| 9070 P | 0103416    | 5 | 158     | 21      | 4.9     | 11.3    | 139   |
| 9071   | 0100194    | 5 | 208     | 27      | 6.0     | 12.9    | 272   |
| 9071 P | 0103430    | 5 | 208     | 28      | 6.0     | 12.9    | 272   |
| 9072   | 0055609    | 5 | 257     | 31      | 8.7     | 15.2    | 425   |
| 9072 P | 0056354    | 5 | 257     | 33      | 8.7     | 15.2    | 430   |
| 9073   | 0101702    | 5 | 308     | 34      | 11.9    | 17.6    | 730   |
| 9073 P | 0101726    | 5 | 308     | 35      | 11.9    | 17.6    | 745   |


90C

## 90 SERIES

ergo®



9072 C



9072 PC

- Adjustable wrenches developed according to the scientific ERGO™ process
- Standards: ISO 6787, DIN 3117, ASME B107.8M - 1996 and BS 6333
- High performance alloy steel
- Comfortable non slip thermoplastic grip handle
- Scale in mm for pre adjusting and accurate measurement
- The jaw does not fall out even at maximum opening of the wrench
- Head angle 15° provides better accessibility
- Left going screw
- P series: Reversible jaw for pipe use
- Chrome plated, precision hardened and anti-corrosion treated

|         | <br>731415 |   | A<br>mm | B<br>mm | C<br>mm | D<br>mm | <br>g |
|---------|------------|---|---------|---------|---------|---------|-------|
| 9070C   | 0100187    | 5 | 158     | 20      | 4.9     | 11.3    | 139   |
| 9070 PC | 0103423    | 5 | 158     | 21      | 4.9     | 11.3    | 139   |
| 9071C   | 0100200    | 5 | 208     | 27      | 6.0     | 12.9    | 272   |
| 9071 PC | 0103447    | 5 | 208     | 28      | 6.0     | 12.9    | 272   |
| 9072 C  | 0055616    | 5 | 257     | 31      | 8.7     | 15.2    | 425   |
| 9072 PC | 0056361    | 5 | 257     | 33      | 8.7     | 15.2    | 430   |
| 9073 C  | 0101719    | 3 | 308     | 34      | 11.9    | 17.6    | 730   |
| 9073 PC | 0101733    | 3 | 308     | 35      | 11.9    | 17.6    | 745   |



## 9029-9035

## 90 SERIES

ergo®



- Adjustable wrenches developed according to the scientific ERGO™ process
- Special adjustable wrenches with extra wide jaw opening
- Standards: ISO 6787, DIN 3117, ASME B107.8M - 2003 and BS 6333
- High performance alloy steel
- Comfortable non slip thermoplastic grip handle
- Scale in mm for pre adjusting and accurate measurement
- The jaw does not fall out even at maximum opening of the wrench
- Wider opening jaw and shorter handle than a standard wrench
- Head combines slimness for accessibility with strength for performance
- Left going screw
- Black finish, precision-hardened and anti-corrosion treated

|      | <br>731415 |   | A<br>mm | B<br>mm | C<br>mm | D<br>mm | <br>g |
|------|------------|---|---------|---------|---------|---------|-------|
| 9029 | 3010612    | 5 | 170     | 32      | 5       | 12      | 220   |
| 9031 | 0110988    | 5 | 218     | 38      | 6       | 13      | 340   |
| 9033 | 0181414    | 5 | 270     | 46.5    | 8       | 18      | 525   |
| 9035 | 0181421    | 5 | 324     | 55.6    | 9.5     | 21.5    | 825   |

## 9029C/9031C

## 90 SERIES

ergo®



- Adjustable wrenches developed according to the scientific ERGO™ process
- Special adjustable wrenches with extra wide jaw opening
- Standards: ISO 6787, DIN 3117, ASME B107.8M - 2003 and BS 6333
- High performance alloy steel
- Comfortable non slip thermoplastic grip handle
- Scale in mm for pre adjusting and accurate measurement
- The jaw does not fall out even at maximum opening of the wrench
- 40% wider opening compared to a standard adjustable wrench and lower weight with a shorter handle than a standard wrench
- Head combines slimness for accessibility with strength for performance
- Left going screw
- Chrome plated, precision-hardened and anti-corrosion treated

|        | <br>731415 |   | A<br>mm | B<br>mm | C<br>mm | D<br>mm | <br>g |
|--------|------------|---|---------|---------|---------|---------|-------|
| 9029 C | 3010629    | 5 | 170     | 32      | 5       | 12      | 220   |
| 9031 C | 0113507    | 5 | 218     | 38      | 6       | 13      | 340   |



# ADJUSTABLE WRENCHES

## 9031-T

## 90 SERIES



- Adjustable wrenches developed according to the scientific ERGO™ process
- Special adjustable wrenches 6" and 8" with extra wide opening
- Standards: ISO 6787, DIN 3117, ASME B107.8M - 2003 and BS 6333
- High performance alloy steel
- Comfortable and non slip thermoplastic grip handle
- Scale in mm for pre adjusting and accurate measurement
- The jaw does not fall out even at maximum opening of the wrench
- 40% wider opening compared to a standard adjustable wrench
- 45% thinner jaws, compared to a standard adjustable wrench
- Lower weight with a convenient length of the handle
- Head combines slimness for accessibility with strength for performance
- Left going screw
- Black finish, precision-hardened and anti-corrosion treated

|        | <br>731415 |   | A<br>mm | B<br>mm | C<br>mm | D<br>mm | <br>g |
|--------|------------|---|---------|---------|---------|---------|-------|
| 9029-T | 0189076    | 5 | 170     | 32      | 4,5     | 12      | 196   |
| 9031-T | 0131648    | 5 | 218     | 38      | 4,5     | 13      | 325   |

## 9031P

## 90 SERIES



- Adjustable wrenches developed according to the scientific ERGO™ process
- Special adjustable wrench with extra wide opening
- Reversible jaw for pipe use
- Standards: ISO 6787, DIN 3117, ASME B107.8M - 2003 and BS 6333
- High performance alloy steel
- Comfortable and non slip thermoplastic grip handle
- Scale in mm for pre adjusting and accurate measurement
- 40% wider opening compared to a standard adjustable wrench
- Lower weight with a convenient length of the handle
- Head combines slimness for accessibility with strength for performance
- Left going screw
- Black finish, precision-hardened and anti-corrosion treated

|       | <br>731415 |   | A<br>mm | B<br>mm | C<br>mm | D<br>mm | <br>g |
|-------|------------|---|---------|---------|---------|---------|-------|
| 9031P | 0187539    | 5 | 218     | 39      | 6       | 13      | 340   |





## 80



### 80 SERIES

- Standards: ISO 6787, DIN 3117 form, ASME B107.8M - 1996 and BS 6333
- High performance alloy steel
- Scale in mm for pre adjusting and accurate measurement
- Head combines slimness for accessibility with strength for performance
- Left going screw
- Black finish. Precision-hardened and anti-corrosion treated
- IP: Industrial pack

|         | <br>731415 |    | A<br>mm | B<br>mm | C<br>mm | D<br>mm | <br>g |
|---------|------------|----|---------|---------|---------|---------|-------|
| 8069    | 0007028    | 5  | 110     | 13      | 4.0     | 9.0     | 60    |
| 8070    | 0007110    | 5  | 155     | 20      | 4.9     | 11.3    | 135   |
| 8071    | 0007202    | 5  | 205     | 27      | 6.0     | 12.9    | 255   |
| 8072    | 0007288    | 5  | 255     | 30      | 8.6     | 15.5    | 400   |
| 8073    | 0007363    | 5  | 305     | 34      | 11.9    | 18.0    | 665   |
| 8074    | 0007448    | 3  | 380     | 44      | 14.0    | 20.0    | 1035  |
| 8075    | 0007523    | 3  | 455     | 53      | 17.7    | 22.5    | 1665  |
| 8069 IP | 0007042    | 50 | 110     | 13      | 4.0     | 9.0     | 60    |
| 8070 IP | 0007134    | 40 | 155     | 20      | 4.9     | 11.3    | 135   |
| 8071 IP | 0007226    | 50 | 205     | 27      | 6.0     | 12.9    | 255   |
| 8072 IP | 0007301    | 30 | 255     | 30      | 8.6     | 15.5    | 400   |
| 8073 IP | 0007387    | 20 | 305     | 34      | 11.9    | 18.0    | 665   |
| 8074 IP | 0007462    | 20 | 380     | 44      | 14.0    | 20.0    | 1035  |
| 8075 IP | 0007547    | 10 | 455     | 53      | 11.7    | 22.5    | 1665  |

## 80C



### 80 SERIES

- Standards: ISO 6787, DIN 3117 form, ASME B107.8M - 1996 and BS 6333
- High performance alloy steel
- Scale in mm for pre adjusting and accurate measurement
- Head combines slimness for accessibility with strength for performance
- Left going screw
- Chrome plated. Precision-hardened and anti-corrosion treated
- IP: Industrial pack

|           | <br>731415 |   | A<br>mm | B<br>mm | C<br>mm | D<br>mm | <br>g |
|-----------|------------|---|---------|---------|---------|---------|-------|
| 8069 C    | 0007035    | 5 | 110     | 13      | 4.0     | 9.0     | 60    |
| 8070 C    | 0007127    | 5 | 155     | 20      | 4.9     | 11.5    | 132   |
| 8071 C    | 0007219    | 5 | 205     | 27      | 6.0     | 13.0    | 255   |
| 8072 C    | 0007295    | 5 | 255     | 30      | 8.6     | 15.5    | 400   |
| 8073 C    | 0007370    | 3 | 305     | 34      | 11.9    | 18.0    | 665   |
| 8074 C    | 0007455    | 3 | 380     | 44      | 14.0    | 20.0    | 1035  |
| 8075 C    | 0007530    | 3 | 455     | 53      | 17.7    | 22.5    | 1665  |
| 8069 C IP | 0101634    | 5 | 110     | 13      | 4.0     | 9.0     | 60    |
| 8070 C IP | 0101641    | 5 | 155     | 20      | 4.9     | 11.5    | 132   |
| 8071 C IP | 0101658    | 5 | 205     | 27      | 6.0     | 13.0    | 255   |
| 8072 C IP | 0101665    | 5 | 255     | 30      | 8.6     | 15.5    | 400   |
| 8073 C IP | 0101672    | 3 | 305     | 34      | 11.9    | 18.0    | 665   |
| 8074 C IP | 0101689    | 3 | 380     | 44      | 14.0    | 20.0    | 1035  |
| 8075 C IP | 0101696    | 3 | 455     | 53      | 17.7    | 22.5    | 1665  |






# ADJUSTABLE WRENCHES

## 31/86/87

## 80 SERIES



31



86 - 87

- Standards: ISO 6787, DIN 3117, BS 6333, ASME B107.8M – 1996
- High performance alloy steel
- Head angle 15° for the 31 model provides better accessibility
- Head angle 22.5° for the 86 and 87 models provides better accessibility
- 31 models includes left and right going screw
- P series: Reversible jaw for pipe use
- Phosphated. Precision-hardened and anti-corrosion treated
- IP: Industrial pack

|       | <br>731415 |    | A<br>mm | B<br>mm | C<br>mm | D<br>mm | <br>g |
|-------|------------|----|---------|---------|---------|---------|-------|
| 31    | 0004942    | 5  | 205     | 32      | 5.5     | 13.5    | 270   |
| 31 IP | 0004959    | 50 | 205     | 32      | 5.5     | 13.5    | 270   |
| 86    | 0005376    | 6  | 614     | 63      | 27.5    | 29.0    | 3165  |
| 87    | 0005406    | 3  | 770     | 85      | 31.0    | 33.0    | 5700  |

## RPS

## SPARE PARTS




- Spare parts kits for the adjustable wrench 80 and 90 series
- Complete with jaw, roll, pin and spring
- Finish: Phosphated
- Left going

|         | <br>731415 |   |   | <br>g |
|---------|------------|---|---|-------|
| 8069-95 | 0007073    | 1 | 8069, 8069C                             | 5     |
| 8070-95 | 0007165    | 1 | 8070, 8070C, 9070, 9070C                | 10    |
| 8071-95 | 0007257    | 1 | 8071, 8071C, 9071, 9071C                | 12    |
| 8072-95 | 0007332    | 1 | 8072, 8072C, 8072P, 8072PC, 9072, 9072C | 18    |
| 8073-95 | 0007417    | 1 | 8073, 8073C, 8073P, 8073PC, 9073, 9073C | 26    |
| 8074-95 | 0007493    | 1 | 8074, 8074C                             | 40    |
| 8075-95 | 0007578    | 1 | 8075, 8075C                             | 57    |
| 9029-95 | 0117222    | 1 | 9029, 9029C                             | 80    |
| 9031-95 | 0114511    | 1 | 9031, 9031C                             | 100   |
| 31-95   | 0004973    | 1 | 31                                      | 10    |



## RPS-P




### SPARE PARTS

- Spare parts kits for the adjustable wrench 80 and 90 series
- Complete with jaw, roll, pin and spring
- Finish: Phosphated
- Left going

|           | <br>731151 |   |                              | <br>g |
|-----------|------------|---|------------------------------|-------|
| 9070 P-95 | 8289263    | 1 | 9070P, 9070PC                | 28    |
| 9071 P-95 | 8289270    | 1 | 9071P, 9071PC                | 60    |
| 9072 P-95 | 8289287    | 1 | 8072P, 8072PC, 9072P, 9072PC | 76    |
| 9073 P-95 | 8289294    | 1 | 8073P, 8073PC, 9073P, 9073PC | 91    |

## RPS-R



### SPARE PARTS

- Spare parts kits for the adjustable wrench 80 and 90 series
- Complete with jaw, roll, pin and spring
- Finish: Phosphated
- Right going

|           | <br>731415 |   |       | <br>g |
|-----------|------------|---|-------|-------|
| 8069 R-95 | 0007660    | 1 | 3004N | 5     |
| 8070 R-95 | 0007783    | 1 | 3006N | 10    |
| 8071 R-95 | 0007905    | 1 | 3008N | 12    |
| 8072 R-95 | 0008025    | 1 | 3010N | 18    |
| 8073 R-95 | 0008148    | 1 | 3012N | 26    |

## 95



### SIDE NUT

- Adjustable wrenches with side nut operating system
- Standards: ISO 6787, DIN 3117, BS 6333, ASME B107.8M – 2003 and UNE 16532
- Heavy duty. 2, 25 times ISO Standard requirements
- Smooth movement and precision adjustment
- High performance alloy steel
- Head angle 15° provides better accessibility
- Comfortable non slip thermoplastic grip handle
- Left reading, measurement scale in mm
- Black finish, precision hardened and anti-corrosion treated

|      | <br>731415 |   | A<br>mm | B<br>mm | C<br>mm | D<br>mm | <br>g |
|------|------------|---|---------|---------|---------|---------|-------|
| 9570 | 0178575    | 5 | 158     | 20      | 6.5     | 12      | 175   |
| 9571 | 0178582    | 5 | 208     | 27      | 7.5     | 14      | 300   |
| 9572 | 0178599    | 5 | 257     | 35      | 9.5     | 16      | 500   |
| 9573 | 0178605    | 3 | 308     | 39.5    | 13      | 18      | 750   |



## 95C

## SIDE NUT

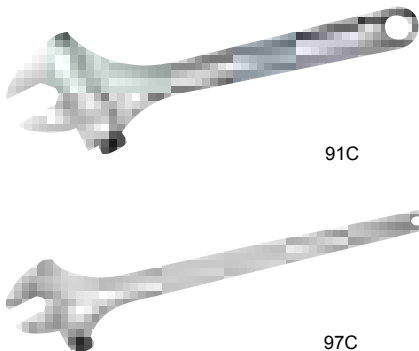


- Adjustable wrenches with side nut operating system
- Standards: ISO 6787, DIN 3117, BS 6333, ASME B107.8M – 2003 and UNE 16532
- Heavy duty. 2, 25 times ISO Standard requirements
- Smooth movement and precision adjustment
- High performance alloy steel
- Head angle 15° provides better accessibility
- Comfortable non slip thermoplastic grip handle
- Left reading, measurement scale in mm
- Chrome plated, precision hardened and anti-corrosion treated

|       | <br>731415 |   | A<br>mm | B<br>mm | C<br>mm | D<br>mm | <br>g |
|-------|------------|---|---------|---------|---------|---------|-------|
| 9570C | 0191215    | 1 | 158     | 20      | 6.5     | 12      | 175   |
| 9571C | 0191222    | 1 | 208     | 27      | 7.5     | 14      | 300   |
| 9572C | 0191239    | 5 | 257     | 35      | 9.5     | 16      | 500   |
| 9573C | 0191246    | 3 | 308     | 39.5    | 13      | 18      | 750   |

## 91C/97C

## SIDE NUT



- Side nut adjustable wrenches for heavy duty applications
- Standards: ISO 6787, DIN 3117, BS 6333, ASME B107.8M – 2003 and UNE 16532
- Forged in one piece for better performance
- High performance alloy steel
- Head angle 15° provides better accessibility
- Measurement scale in mm
- Bigger and rounded handles for a comfortable grip
- Chrome plated

|     | <br>731415 |   | A<br>mm | B<br>mm | C<br>mm | D<br>mm | <br>g |
|-----|------------|---|---------|---------|---------|---------|-------|
| 91C | 0182381    | 1 | 155     | 21      | 6,5     | 12      | 140   |
| 92C | 0182398    | 1 | 205     | 29      | 8       | 14      | 290   |
| 93C | 0182404    | 1 | 255     | 34      | 9       | 17      | 510   |
| 94C | 0182411    | 1 | 305     | 39      | 10      | 20      | 795   |
| 95C | 0182428    | 1 | 405     | 49      | 14      | 26      | 1620  |
| 96C | 0134120    | 1 | 500     | 62      | 17      | 30      | 2860  |
| 97C | 0128211    | 1 | 750     | 77      | 23      | 37      | 5500  |








## 111M

## COMBINATION WRENCHES



- Combination wrench in metric sizes
- Standards: ISO 691, ISO 7738, ISO 3318, ISO 1711-1 and DIN 3113
- Material: High performance alloy steel
- U shape shank provides better comfort
- Open end angle 15° with a slimmer head for better accessibility
- 12 points Dynamic-Drive Profile provides longer life for screws and nuts
- Ring end angle 15° for knuckle clearance or better grip
- Bigger and bi-directional size marking for easy identification
- Chrome plated micro matt finishing provides high quality surface
- Patented U shape design
- SB = Retail pack on a plastic info card

|  | <br>731415 |  | <br>mm | L<br>mm | a1xa2<br>mm | b1xb2<br>mm | <br>g |
|---|---|---|--|---------|-------------|-------------|--|
| 111M-5.5  | 1828608   | 10  | 5.5  | 112     | 5.0x3.7     | 10.0x14.3   | 17   |
| 111M-6  | 1828615   | 10  | 6  | 112     | 5.0x3.7     | 10.0x14.3   | 17   |
| 111M-7  | 1828622   | 10  | 7  | 120     | 5.3x3.8     | 11.7x17.1   | 21   |
| 111M-8  | 1828639   | 10  | 8  | 130     | 5.8x4.2     | 12.8x19.0   | 28   |
| 111M-9  | 1828646   | 10  | 9  | 136     | 6.1x4.4     | 14.0x21.0   | 31   |
| 111M-10   | 1828653   | 10  | 10   | 144     | 6.5x5.1     | 15.7x22.9   | 42   |
| 111M-11   | 1828660   | 10  | 11   | 153     | 6.9x5.4     | 17.2x25.2   | 50   |
| 111M-12   | 1828677   | 10  | 12   | 160     | 7.1x5.6     | 18.4x27.0   | 60   |
| 111M-13   | 1828684   | 10  | 13   | 169     | 7.6x5.8     | 19.7x29.2   | 70   |
| 111M-14   | 1828691   | 10  | 14   | 177     | 8.2x6.3     | 21.7x31.0   | 85   |
| 111M-15   | 1828707   | 10  | 15   | 185     | 8.4x6.7     | 22.7x33.5   | 95   |
| 111M-16   | 1828714   | 10  | 16   | 195     | 9.0x7.1     | 24.0x35.5   | 114  |
| 111M-17   | 1828721   | 10  | 17   | 200     | 9.6x7.2     | 25.6x37.5   | 128  |
| 111M-18   | 1828738   | 10  | 18   | 208     | 10.0x7.5    | 26.8x39.1   | 140  |
| 111M-19   | 1828745   | 10  | 19   | 218     | 10.9x7.8    | 28.3x41.3   | 166  |
| 111M-20   | 1828752   | 10  | 20   | 240     | 11.4x7.7    | 29.8x42.0   | 185  |
| 111M-21   | 1828769   | 10  | 21   | 250     | 12.2x7.9    | 32.9x45.0   | 210  |
| 111M-22   | 1828776   | 5   | 22   | 250     | 12.2x7.9    | 32.9x45.0   | 210  |
| 111M-23   | 1828783   | 5   | 23   | 280     | 13.2x8.4    | 36.1x49.0   | 280  |
| 111M-24   | 1828790   | 5   | 24   | 270     | 13.2x8.4    | 36.1x49.0   | 280  |
| 111M-25   | 1828806   | 5   | 25   | 290     | 14.2x8.9    | 40.0x53.0   | 345  |
| 111M-26   | 1828813   | 5   | 26   | 290     | 14.2x8.9    | 40.0x53.0   | 345  |
| 111M-27   | 1828820   | 5   | 27   | 310     | 14.7x8.9    | 42.0x58.0   | 392  |
| 111M-28   | 1828837   | 5   | 28   | 310     | 14.7x8.9    | 42.0x58.0   | 392  |
| 111M-29   | 1828844   | 5   | 29   | 330     | 15.2x9.5    | 46.1x60.0   | 465  |
| 111M-30   | 1828851   | 5   | 30   | 330     | 15.2x9.5    | 46.1x60.0   | 465  |
| 111M-32   | 1828868   | 5   | 32   | 350     | 16.2x9.5    | 49.2x67.0   | 550  |
| 111M-34   | 1828875   | 5   | 34   | 350     | 16.2x9.5    | 49.2x67.0   | 550  |
| 111M-36   | 0135516   | 1   | 36   | 410     | 19.4x13.5   | 53.0x74.0   | 800  |
| 111M-41   | 0135523   | 1   | 41   | 460     | 21.6x16.0   | 61.0x84.0   | 1160   |
| 111M-46   | 0135530   | 1   | 46   | 500     | 23.0x17.0   | 66.0x92.0   | 1700   |
| 111M-50   | 0135547   | 1   | 50   | 540     | 24.6x18.0   | 73.0x102    | 2000   |
| 111M-55   | 0135554   | 1   | 55   | 560     | 21.5x28.0   | 86.0x118    | 2800   |
| 111M-60   | 0135561   | 1   | 60   | 600     | 23.5x30.0   | 94.0x126    | 3900   |
| 111M-65   | 0135578   | 1   | 65   | 680     | 25.0x32.0   | 108x148     | 5800   |
| 111M-70   | 0135585   | 1   | 70   | 680     | 25.0x32.0   | 108x148     | 5800   |
| 111M-75   | 0135592   | 1   | 75   | 730     | 25.0x35.0   | 115x155     | 6500   |
| 111M-80   | 0135608   | 1   | 80   | 730     | 25.0x35.0   | 115x155     | 6500   |
| SB111M-6  | 1839826   | 1   | 6  | 112     | 5.0x3.7     | 10.0x14.3   | 27   |
| SB111M-7  | 1839833   | 1   | 7  | 120     | 5.3x3.8     | 11.7x17.1   | 31   |
| SB111M-8  | 1839840   | 1   | 8  | 130     | 5.8x4.2     | 12.8x19.0   | 38   |
| SB111M-9  | 1839857   | 1   | 9  | 136     | 6.1x4.4     | 14.0x21.0   | 41   |
| SB111M-10   | 1839864   | 1   | 10   | 144     | 6.5x5.1     | 15.7x22.9   | 52   |
| SB111M-11   | 1839871   | 1   | 11   | 153     | 6.9x5.4     | 17.2x25.2   | 60   |
| SB111M-12   | 1839888   | 1   | 12   | 160     | 7.1x5.6     | 18.4x27.0   | 70   |
| SB111M-13   | 1839895   | 1   | 13   | 169     | 7.6x5.8     | 19.7x29.2   | 80   |
| SB111M-14   | 1839901   | 1   | 14   | 177     | 8.2x6.3     | 21.7x31.0   | 95   |
| SB111M-15   | 1839918   | 1   | 15   | 185     | 8.4x6.7     | 22.7x33.5   | 105  |
| SB111M-16   | 1839925   | 1   | 16   | 195     | 9.0x7.1     | 24.0x35.5   | 124  |
| SB111M-17   | 1839932   | 1   | 17   | 200     | 9.6x7.2     | 25.6x37.5   | 138  |
| SB111M-18   | 1839949   | 1   | 18   | 208     | 10.0x7.5    | 26.8x39.1   | 150  |
| SB111M-19   | 1839956   | 1   | 19   | 218     | 10.9x7.8    | 28.3x41.3   | 176  |
| SB111M-20   | 1839963   | 1   | 20   | 240     | 11.4x7.7    | 29.8x42.0   | 195  |
| SB111M-21   | 1839970   | 1   | 21   | 250     | 12.2x7.9    | 32.9x45.0   | 220  |
| SB111M-22   | 1839987   | 1   | 22   | 250     | 12.2x7.9    | 32.9x45.0   | 220  |
| SB111M-23   | 1839994   | 1   | 23   | 270     | 13.2x8.4    | 36.1x49.0   | 290  |
| SB111M-24   | 1840006   | 1   | 24   | 270     | 13.2x8.4    | 36.1x49.0   | 290  |
| SB111M-25   | 1840013   | 1   | 25   | 290     | 14.2x8.9    | 40.0x53.0   | 355  |
| SB111M-26   | 1840020   | 1   | 26   | 290     | 14.2x8.9    | 40.0x53.0   | 355  |
| SB111M-27   | 1840037   | 1   | 27   | 310     | 14.7x8.9    | 42.0x58.0   | 402  |
| SB111M-30   | 1840068   | 1   | 30   | 330     | 15.2x9.5    | 46.1x60.0   | 475  |



# COMBINATION WRENCHES

## 111M/SH

### COMBINATION WRENCHES

- Set of combination wrenches
- Packaging: Plastic holder

|           | <br>731415 |   |    | <br>g |
|-----------|------------|---|----|-------|
| 111M/SH8  | 0197873    | 1 | 8  | 850   |
| 111M/SH12 | 3013347    | 1 | 12 | 1050  |

111M/SH8 8, 10, 12, 13, 14, 17, 19, 22 mm

111M/SH12 8, 9, 10, 11, 12, 13, 14, 15, 16, 17, 18, 19 mm



## 111M/T

### COMBINATION WRENCHES

- Set of combination wrenches
- Packaging: Sets in black plastic pouch

|           | <br>731415 |   |    | <br>g |
|-----------|------------|---|----|-------|
| 111M/7T   | 1828882    | 1 | 7  | 575   |
| 111M/11T  | 1828899    | 1 | 11 | 740   |
| 111M/14T  | 1828905    | 1 | 14 | 2270  |
| 111M/17T  | 1828912    | 1 | 17 | 1615  |
| 111M/17TL | 0197859    | 1 | 17 | 3430  |
| 111M/24T  | 0197866    | 1 | 24 | 5230  |
| 111M/26T  | 1828929    | 1 | 26 | 4355  |

111M/7T 8, 10, 13, 14, 17, 19, 22 mm

111M/11T 8, 9, 10, 11, 12, 13, 14, 15, 17, 19, 22 mm

111M/14T 6, 8, 9, 10, 13, 14, 15, 17, 19, 22, 24, 27, 30, 32 mm

111M/17T 6, 7, 8, 9, 10, 11, 12, 13, 14, 15, 16, 17, 18, 19, 20, 21, 22 mm

111M/17TL 8, 9, 10, 11, 12, 13, 14, 15, 16, 18, 19, 22, 24, 26, 27, 30, 32 mm

111M/24T 6, 7, 8, 9, 10, 11, 12, 13, 14, 15, 16, 17, 18, 19, 20, 21, 22, 24, 26, 27, 28, 30, 32, 36 mm

111M/26T 6, 7, 8, 9, 10, 11, 12, 13, 14, 15, 16, 17, 18, 19, 20, 21, 22, 23, 24, 25, 26, 27, 28, 29, 30, 32 mm



## 111M/

### COMBINATION WRENCHES

- Set of combination wrenches
- Packaging: In cardboard box

|          | <br>731415 |   |    | <br>g |
|----------|------------|---|----|-------|
| 111M/S10 | 0212965    | 1 | 10 | 960   |

111M/S10 8, 9, 10, 11, 12, 13, 14, 17, 19, 22, mm










## 111Z

## COMBINATION WRENCHES



- Combination wrench in inch sizes
- Standards: ISO 691, ISO 7738, ISO 3318, ISO 1711-1 and DIN 3113
- Material: High performance alloy steel
- U shape shank provides better comfort
- Open end angle 15° with a slimmer head to get more accessibility
- 12 points Dynamic-Drive Profile provides longer life for screws and nuts
- Ring end angle 15° for knuckle clearance or better grip
- Bigger and bi-directional size marking for easy identification
- Chrome plated micro matt finishing provides high quality surface
- Patented U shape design


|  | <br>731415 |  |  | L<br>mm | a1xa2<br>mm | b1xb2<br>mm | <br>g |
|---|---|---|--|---------|-------------|-------------|--|
| 111Z-1/4  | 1828943   | 5   | 1/4  | 112     | 5.0x3.7     | 10.0x14.3   | 17   |
| 111Z-5/16   | 1828950   | 5   | 5/16   | 130     | 5.8x4.2     | 12.8x19.0   | 28   |
| 111Z-3/8  | 1828967   | 5   | 3/8  | 144     | 6.5x5.1     | 15.7x22.9   | 42   |
| 111Z-7/16   | 1828974   | 5   | 7/16   | 153     | 6.9x5.4     | 17.2x25.2   | 50   |
| 111Z-1/2  | 1828981   | 5   | 1/2  | 169     | 7.6x5.8     | 19.7x29.2   | 70   |
| 111Z-9/16   | 1828998   | 5   | 9/16   | 177     | 8.2x6.3     | 21.7x31.0   | 85   |
| 111Z-5/8  | 1829001   | 5   | 5/8  | 195     | 9.0x7.1     | 24.0x35.5   | 114  |
| 111Z-11/16  | 1829018   | 5   | 11/16  | 200     | 9.6x7.2     | 25.6x37.5   | 128  |
| 111Z-3/4  | 1829025   | 5   | 3/4  | 218     | 10.9x7.8    | 28.3x41.3   | 166  |
| 111Z-13/16  | 1829032   | 5   | 13/16  | 250     | 12.2x7.9    | 32.9x45.0   | 210  |
| 111Z-7/8  | 1829049   | 5   | 7/8  | 250     | 12.2x7.9    | 32.9x45.0   | 210  |
| 111Z-15/16  | 1829056   | 3   | 15/16  | 270     | 13.2x8.4    | 36.1x49.0   | 280  |
| 111Z-1  | 1829063   | 3   | 1  | 290     | 14.2x8.9    | 40.0x53.0   | 345  |
| 111Z-1.1/16   | 1829070   | 5   | 1 1/16   | 310     | 14.7x8.9    | 42.0x58.0   | 392  |
| 111Z-1.1/8  | 1829087   | 5   | 1 1/8  | 310     | 14.7x8.9    | 42.0x58.0   | 392  |
| 111Z-1.1/4  | 1829094   | 5   | 1 1/4  | 350     | 16.2x9.5    | 49.2x67.0   | 550  |
| 111Z-1.5/16   | 1829100   | 5   | 1 5/16   | 350     | 16.2x9.5    | 49.2x67.0   | 550  |
| 111Z-1.3/8  | 0135738   | 1   | 1 3/8  | 410     | 19.4x13.5   | 53x74       | 787  |
| 111Z-1.7/16   | 0135745   | 1   | 1 7/16   | 410     | 19.4x13.5   | 53x74       | 787  |
| 111Z-1.1/2  | 0135752   | 1   | 1 1/2  | 410     | 19.4x13.5   | 53.0x74.0   | 787  |
| 111Z-1.5/8  | 0135769   | 1   | 1 5/8  | 460     | 21.6x16     | 61x84       | 1160   |
| 111Z-1.11/16  | 0135615   | 1   | 1 11/16  | 460     | 21.6x16     | 61x84       | 1160   |
| 111Z-1.3/4  | 0135622   | 1   | 1 3/4  | 500     | 23x17       | 66x92       | 1700   |
| 111Z-1.13/16  | 0135639   | 1   | 1 13/16  | 500     | 23x17       | 66x92       | 1700   |
| 111Z-1.7/8  | 0135646   | 1   | 1 7/8  | 540     | 24.6x18     | 73x102      | 2000   |
| 111Z-2  | 0135653   | 1   | 2  | 540     | 24.6x18     | 73x102      | 2000   |
| 111Z-2.1/8  | 0135677   | 1   | 2 1/8  | 560     | 21.5x28     | 86x118      | 2800   |
| 111Z-2.1/4  | 0135691   | 1   | 2 1/4  | 600     | 23.5x30     | 94x126      | 3900   |
| 111Z-2.3/8  | 0135707   | 1   | 2 3/8  | 600     | 23.5x30     | 94x126      | 3900   |
| 111Z-2.1/2  | 0135721   | 1   | 2 1/2  | 680     | 25x32       | 108x148     | 5800   |
| 111Z-2.5/8  | 0135776   | 1   | 2 5/8  | 680     | 25x32       | 108x148     | 5800   |
| 111Z-2.3/4  | 0135783   | 1   | 2 3/4  | 680     | 25x32       | 108x148     | 5800   |
| 111Z-2.7/8  | 0135790   | 1   | 2 7/8  | 730     | 25x35       | 115x155     | 6500   |
| 111Z-3  | 0135806   | 1   | 3  | 730     | 25x35       | 115x155     | 6500   |



# COMBINATION WRENCHES

111Z/

## COMBINATION WRENCHES



- Set of combination wrenches
- Packaging: Sets in black plastic pouch

|          | <br>731415  |   |    | <br>g |
|----------|---|---|----|-------|
| 111Z/8T  | 1829117   | 1 | 8  | 660   |
| 111Z/11T | 1829124   | 1 | 11 | 1660  |
| 111Z/8T  | 3/8, 7/16, 1/2, 9/16, 5/8, 11/16, 3/4, 7/8                  |   |    |       |
| 111Z/11T | 3/8, 7/16, 1/2, 9/16, 5/8, 11/16, 3/4, 13/16, 7/8, 15/16, 1 |   |    |       |

S20

## COMBINATION WRENCHES



- Combination wrench in metric sizes
- Standards: DIN 3113/ISO 3318/ISO 7738
- Finish: Matt
- Material: Vanadium extra
- Open-end angle 15°, Ring end 15° offset, equal openings at both ends, short type
- Dynamic-Drive Profile
- Retail packed on a plastic info card

|          | <br>731415 |   |    | L<br>mm | a1xa2<br>mm | b1xb2<br>mm | <br>g |
|----------|------------|---|----|---------|-------------|-------------|-------|
| SBS20-6  | 3009104    | 1 | 6  | 105     | 5.0x3.9     | 10.0x14.5   | 13    |
| SBS20-7  | 3009111    | 1 | 7  | 110     | 5.6x4.1     | 11.0x17.0   | 18    |
| SBS20-8  | 3009128    | 1 | 8  | 110     | 5.6x4.2     | 12.5x18.0   | 18    |
| SBS20-9  | 3009135    | 1 | 9  | 120     | 6.0x4.5     | 14.0x21.0   | 22    |
| SBS20-10 | 3009142    | 1 | 10 | 135     | 6.6x5.0     | 15.5x22.5   | 30    |
| SBS20-11 | 3009159    | 1 | 11 | 135     | 6.6x5.0     | 17.0x23.5   | 30    |
| SBS20-12 | 3009166    | 1 | 12 | 150     | 7.5x5.5     | 18.5x26.5   | 45    |
| SBS20-13 | 3009173    | 1 | 13 | 160     | 7.5x5.7     | 20.0x28.5   | 45    |
| SBS20-14 | 3009180    | 1 | 14 | 168     | 8.2x6.4     | 21.5x31.5   | 65    |
| SBS20-15 | 3009197    | 1 | 15 | 170     | 8.2x6.4     | 22.5x33.0   | 65    |
| SBS20-16 | 3009203    | 1 | 16 | 178     | 8.8x6.7     | 24.0x34.5   | 80    |
| SBS20-17 | 3009210    | 1 | 17 | 190     | 9.5x7.1     | 25.5x37.5   | 110   |
| SBS20-18 | 3009227    | 1 | 18 | 210     | 10.0x7.5    | 27.0x39.0   | 115   |
| SBS20-19 | 3009234    | 1 | 19 | 220     | 10.0x7.5    | 28.0x41.0   | 120   |
| SBS20-20 | 3009241    | 1 | 20 | 232     | 11.0x8.1    | 29.5x43.0   | 150   |
| SBS20-21 | 3009258    | 1 | 21 | 250     | 11.0x8.1    | 31.5x44.5   | 150   |
| SBS20-22 | 3009265    | 1 | 22 | 255     | 12.0x8.9    | 34.8x49.0   | 200   |
| SBS20-24 | 3009272    | 1 | 24 | 280     | 13.0x9.2    | 36.0x50.5   | 265   |
| SBS20-27 | 3009289    | 1 | 27 | 310     | 14.0x9.8    | 40.0x57.0   | 350   |
| SBS20-30 | 3009296    | 1 | 30 | 355     | 15.0x10.8   | 43.5x62.5   | 480   |
| SBS20-32 | 3009302    | 1 | 32 | 360     | 15.0x10.8   | 48.5x65.5   | 500   |



## S20/



## COMBINATION WRENCHES

- Set of combination wrench in metric sizes
- Packaging: Plastic holder

|          | <br>731415                                      |   |    | <br>g |
|----------|---|---|----|-------|
| S20/SH6  | 3013316   | 1 | 6  | 338   |
| S20/SH12 | 3013378   | 1 | 12 | 1050  |
| S20/SH6  | 8, 10, 12, 13, 14, 17 mm                        |   |    |       |
| S20/SH12 | 8, 9, 10, 11, 12, 13, 14, 15, 16, 17, 18, 19 mm |   |    |       |

## BS20/



## COMBINATION WRENCHES

- Set of combination wrench in metric sizes
- Packaging: Cardboard box

|          | <br>731415                               |   |    | <br>g |
|----------|--|---|----|-------|
| BS20/S10 | 3009319                                  | 1 | 10 | 1205  |
| BS20/S10 | 8, 10, 11, 13, 14, 16, 17, 18, 19, 22 mm |   |    |       |

## 11M



## COMBINATION WRENCHES, LONG TYPE

- Combination wrench, long type in metric sizes
- Standards: ISO 691, ISO 7738, ISO 3318, ISO 1711-1 and DIN 3113
- Material: High performance alloy steel
- Open end angle 15° with a slimmer head to get more accessibility
- Ring end angle 15° for knuckle clearance or better grip
- 12 points Dynamic-Drive Profile provides longer life for screws and nuts
- Chrome plated micro matt finishing provides high quality surface
- For sizes 41 mm to 60 mm please see 1952M

|        | <br>731415 |   | <br>mm | L<br>mm | a1xa2<br>mm | b1xb2<br>mm | <br>g |
|--------|------------|---|--------|---------|-------------|-------------|-------|
| 11M-8  | 1829131    | 5 | 8      | 180     | 7.5x4.0     | 13.0x22.0   | 45    |
| 11M-9  | 1829148    | 5 | 9      | 180     | 7.5x4.0     | 14.5x22.0   | 45    |
| 11M-10 | 1829155    | 5 | 10     | 200     | 8.5x5.0     | 16.0x26.0   | 65    |
| 11M-11 | 1829162    | 5 | 11     | 200     | 8.5x5.0     | 17.5x26.0   | 65    |
| 11M-12 | 1829179    | 5 | 12     | 225     | 9.8x6.0     | 19.0x29.0   | 100   |
| 11M-13 | 1829186    | 5 | 13     | 225     | 9.8x6.0     | 20.0x29.0   | 100   |
| 11M-14 | 1829193    | 5 | 14     | 250     | 11.4x7.0    | 22.0x33.0   | 150   |
| 11M-15 | 1829209    | 5 | 15     | 250     | 11.4x7.0    | 23.0x33.0   | 150   |
| 11M-16 | 1829216    | 5 | 16     | 280     | 12.8x8.0    | 24.5x36.0   | 210   |
| 11M-17 | 1829223    | 5 | 17     | 280     | 12.8x8.2    | 26.0x39.0   | 210   |
| 11M-18 | 1829230    | 5 | 18     | 280     | 13.0x8.2    | 27.0x40.0   | 210   |
| 11M-19 | 1829247    | 5 | 19     | 310     | 14.5x8.2    | 29.0x43.0   | 290   |
| 11M-21 | 1829254    | 5 | 21     | 310     | 14.5x9.5    | 31.0x44.5   | 290   |
| 11M-22 | 1829261    | 5 | 22     | 350     | 16.4x10.8   | 33.0x49.0   | 410   |
| 11M-24 | 1829278    | 5 | 24     | 400     | 18.4x11.8   | 36.0x53.0   | 560   |
| 11M-27 | 1829285    | 1 | 27     | 450     | 20.5x13.0   | 40.0x59.0   | 750   |
| 11M-30 | 1829292    | 1 | 30     | 500     | 22.5x14.0   | 44.5x67.0   | 1000  |
| 11M-32 | 1829308    | 1 | 32     | 500     | 22.5x14.0   | 47.0x67.0   | 1000  |
| 11M-36 | 1829315    | 1 | 36     | 550     | 24.5x15.0   | 52.0x77.0   | 1380  |
| 11M-38 | 1829322    | 1 | 38     | 550     | 24.5x15.0   | 55.0x79.0   | 1380  |





# COMBINATION WRENCHES

11M/

## COMBINATION WRENCHES, LONG TYPE





- Set of combination wrenches, long type in metric sizes
- Packaging: In cardboard box

|        | <br>731415                      |   |   | <br>g |
|--------|---------------------------------|---|---|-------|
| 11M/S8 | 1829384                         | 1 | 8 | 1050  |
| 11M/S8 | 8, 9, 10, 11, 13, 14, 17, 19 mm |   |   |       |

4020L-M

## LILIPUT COMBINATION WRENCH



- Liliput combination wrenches in metric sizes
- Material: High performance alloy steel
- Open end angle 22.5° with a slimmer head to get more accessibility
- Ring end with hex profile and 15° offset angle
- Two openings, one wrench, one size
- Applications for radio, telecommunications, electrical and precision engineering, carburetors, etc
- Chrome plated micro matt finishing provides high quality surface

|             | <br>731415 |   | <br>mm | L<br>mm | a1xa2<br>mm | b1xb2<br>mm | <br>g |
|-------------|------------|---|--------|---------|-------------|-------------|-------|
| 4020L-M-3   | 1077693    | 5 | 3      | 70      | 2.3x2.5     | 9.0x7.5     | 6     |
| 4020L-M-3.2 | 1405038    | 5 | 3.2    | 70      | 2.3x2.5     | 9.0x7.5     | 6     |
| 4020L-M-3.5 | 1077709    | 5 | 3.5    | 70      | 2.3x2.5     | 9.0x7.5     | 6     |
| 4020L-M-4.5 | 1077723    | 5 | 4.5    | 80      | 2.5x4.0     | 11.5x9.0    | 9     |
| 4020L-M-5   | 1077730    | 5 | 5      | 80      | 2.5x4.0     | 11.5x9.0    | 9     |
| 4020L-M-5.5 | 1077747    | 5 | 5.5    | 80      | 2.5x4.0     | 11.5x9.0    | 9     |



## 1952M

## 1952 OFFSET COMBINATION WRENCHES



- Combination wrench, offset in metric sizes
- Standards: ISO 691, ISO 7738, ISO 3318, ISO 1711-1 and DIN 3113
- Material: High performance alloy steel
- Open end angle 15° with a slimmer head to get more accessibility
- 12 points Dynamic-Drive Profile provides longer life for screws and nuts
- Ring end angle 15° for knuckle clearance or better grip
- Chrome plated micro matt finishing provides high quality surface
- SB = Retail pack on a plastic info card

|            | <br>731415 |    | <br>mm | L<br>mm | a1xa2<br>mm | b1xb2<br>mm | <br>g |
|------------|------------|----|--------|---------|-------------|-------------|-------|
| 1952M-6    | 1057176    | 10 | 6      | 95      | 3.7x4.5     | 14.0x9.5    | 15    |
| 1952M-7    | 1057183    | 10 | 7      | 105     | 3.8x5.0     | 16.0x11.0   | 19    |
| 1952M-8    | 1057190    | 10 | 8      | 115     | 4.2x5.5     | 18.0x12.2   | 23    |
| 1952M-9    | 1057206    | 10 | 9      | 125     | 4.5x6.0     | 20.0x13.2   | 30    |
| 1952M-10   | 1057213    | 10 | 10     | 135     | 4.8x6.5     | 22.0x14.6   | 40    |
| 1952M-11   | 1057220    | 10 | 11     | 145     | 5.0x7.0     | 24.0x16.2   | 49    |
| 1952M-12   | 1057237    | 10 | 12     | 155     | 5.2x7.5     | 26.5x17.5   | 61    |
| 1952M-13   | 1057244    | 10 | 13     | 170     | 5.6x8.0     | 28.5x19.0   | 68    |
| 1952M-14   | 1057251    | 10 | 14     | 185     | 6.0x8.5     | 31.0x20.0   | 80    |
| 1952M-15   | 1057268    | 10 | 15     | 185     | 6.2x9.0     | 33.0x21.5   | 100   |
| 1952M-16   | 1057275    | 10 | 16     | 205     | 6.5x9.8     | 35.0x23.0   | 110   |
| 1952M-17   | 1057282    | 10 | 17     | 220     | 7.0x10.6    | 37.0x24.5   | 135   |
| 1952M-18   | 1057299    | 10 | 18     | 230     | 7.2x11.4    | 39.0x26.0   | 155   |
| 1952M-19   | 1057305    | 10 | 19     | 245     | 7.5x12.2    | 41.5x27.0   | 195   |
| 1952M-20   | 1057312    | 10 | 20     | 265     | 8.0x13.0    | 43.5x28.5   | 217   |
| 1952M-21   | 1057329    | 10 | 21     | 265     | 8.0x13.0    | 43.5x30.0   | 240   |
| 1952M-22   | 1057336    | 5  | 22     | 265     | 8.5x13.5    | 48.0x32.0   | 297   |
| 1952M-23   | 1057343    | 5  | 23     | 300     | 8.5x13.5    | 48.0x33.0   | 290   |
| 1952M-24   | 1057350    | 5  | 24     | 300     | 9.0x14.5    | 52.0x34.5   | 375   |
| 1952M-25   | 1057367    | 5  | 25     | 330     | 9.5x15.5    | 54.5x36.0   | 400   |
| 1952M-26   | 1057374    | 5  | 26     | 330     | 9.5x15.5    | 54.5x36.5   | 400   |
| 1952M-27   | 1057381    | 5  | 27     | 330     | 10.0x16.5   | 59.0x38.5   | 590   |
| 1952M-28   | 1057398    | 1  | 28     | 370     | 10.0x17.0   | 61.0x40.0   | 700   |
| 1952M-29   | 1325763    | 1  | 29     | 370     | 10.0x17.0   | 61.0x40.0   | 690   |
| 1952M-30   | 1057404    | 1  | 30     | 370     | 10.7x18.0   | 64.0x42.5   | 727   |
| 1952M-32   | 1057411    | 1  | 32     | 390     | 11.5x19.0   | 68.0x45.5   | 745   |
| 1952M-34   | 1838553    | 1  | 34     | 415     | 12.0x20.0   | 72.0x48.0   | 800   |
| 1952M-36   | 1057428    | 1  | 36     | 435     | 13.5x21.0   | 78.0x52.0   | 1230  |
| 1952M-41   | 1057435    | 1  | 41     | 495     | 14.4x24.4   | 86.7x61.5   | 1350  |
| 1952M-46   | 1840105    | 1  | 46     | 520     | 15.4x25.4   | 93.6x67.0   | 1750  |
| 1952M-50   | 1840112    | 1  | 50     | 560     | 16.3x26.2   | 104.4x74.9  | 2200  |
| 1952M-55   | 1840129    | 1  | 55     | 570     | 19.1x28.6   | 113.3x82.7  | 3200  |
| 1952M-60   | 1840136    | 1  | 60     | 660     | 20.0x31.0   | 123.0x90.0  | 3600  |
| 1952M-65   | 0135226    | 1  | 65     | 710     | 22x33       | 133x98      | 4500  |
| 1952M-70   | 0135301    | 1  | 70     | 760     | 24x35       | 143x105     | 5600  |
| 1952M-75   | 0135325    | 1  | 75     | 810     | 26x38       | 153x110     | 6780  |
| 1952M-80   | 0135509    | 1  | 80     | 860     | 28x41       | 163x119     | 8780  |
| SB1952M-7  | 0105441    | 1  | 7      | 105     | 3.8x5.0     | 16.0x11.0   | 19    |
| SB1952M-8  | 0105458    | 1  | 8      | 115     | 4.2x5.5     | 18.0x12.2   | 23    |
| SB1952M-10 | 0105205    | 1  | 10     | 135     | 4.8x6.5     | 22.0x14.6   | 40    |
| SB1952M-12 | 0105229    | 1  | 12     | 155     | 5.2x7.5     | 26.5x17.5   | 61    |
| SB1952M-13 | 0105236    | 1  | 13     | 170     | 5.6x8.0     | 28.5x10.0   | 68    |
| SB1952M-14 | 0105243    | 1  | 14     | 185     | 6.0x8.5     | 31.0x20.0   | 80    |
| SB1952M-17 | 0105274    | 1  | 17     | 220     | 7.0x10.6    | 37.0x24.5   | 135   |
| SB1952M-19 | 0105298    | 1  | 19     | 245     | 7.5x12.2    | 41.5x27.0   | 195   |
| SB1952M-24 | 0105342    | 1  | 24     | 300     | 9.0x14.5    | 52.0x34.5   | 375   |



# COMBINATION WRENCHES

## 1952M/

## 1952 OFFSET COMBINATION WRENCHES

- Set of combination wrenches
- Packaging: In cardboard box

|   | <br>731415 |   |    | <br>g |
|---|------------|---|----|-------|
| 1952M/S10   | 0214471    | 1 | 10 | 770   |
| 1952M/S10 8, 9, 10, 11, 12, 13, 14, 15, 17, 19 mm |            |   |    |       |

## 1952M/T

## 1952 OFFSET COMBINATION WRENCHES

- Set of combination wrenches
- Packaging: Sets in black plastic pouch

|   | <br>731415 |   |    | <br>g |
|---|------------|---|----|-------|
| 1952M/7T  | 1806637    | 1 | 7  | 820   |
| 1952M/14T   | 1057695    | 1 | 14 | 3500  |
| 1952M/17T   | 1057473    | 1 | 17 | 1900  |
| 1952M/26T   | 1057701    | 1 | 26 | 7000  |
| 1952M/7T 8, 10, 13, 14, 17, 19, 22 mm   |            |   |    |       |
| 1952M/14T 6, 8, 9, 10, 13, 14, 15, 17, 19, 22, 24, 27, 30, 32 mm  |            |   |    |       |
| 1952M/17T 6, 7, 8, 9, 10, 11, 12, 13, 14, 15, 16, 17, 18, 19, 20, 21, 22 mm                                     |            |   |    |       |
| 1952M/26T 6, 7, 8, 9, 10, 11, 12, 13, 14, 15, 16, 17, 18, 19, 20, 21, 22, 23, 24, 25, 26, 27, 28, 29, 30, 32 mm |            |   |    |       |

## 1952M/SH

## 1952 OFFSET COMBINATION WRENCHES

- Set of combination wrenches
- Packaging: Plastic holder

|  | <br>731415 |   |    | <br>g |
|--|------------|---|----|-------|
| 1952M/SH8  | 0214488    | 1 | 8  | 1080  |
| 1952M/SH12   | 3013330    | 1 | 12 | 1050  |
| 1952M/SH8 8, 10, 12, 13, 14, 17, 19, 22 mm                 |            |   |    |       |
| 1952M/SH12 8, 9, 10, 11, 12, 13, 14, 15, 16, 17, 18, 19 mm |            |   |    |       |








## 1952Z

## 1952 OFFSET COMBINATION WRENCHES




- Combination wrench, offset in inch sizes
- Standards: ISO 691, ISO 7738, ISO 3318, ISO 1711-1 and DIN 3113
- Material: High performance alloy steel
- Open end angle 15° with a slimmer head to get more accessibility
- 12 points Dynamic-Drive Profile provides longer life for screws and nuts
- Ring end angle 15° for knuckle clearance or better grip
- Chrome plated micro matt finishing provides high quality surface

|  | <br>731415 |  |  | L<br>mm | a2xa1<br>mm | b2xb1<br>mm | <br>g |
|---|---|---|--|---------|-------------|-------------|--|
| 1952Z-1/4   | 1057480   | 5   | 1/4  | 95      | 3.7x4.5     | 14.0x9.5    | 15   |
| 1952Z-5/16  | 1057497   | 5   | 5/16   | 115     | 4.2x5.5     | 18.0x12.2   | 23   |
| 1952Z-11/32   | 0111046   | 5   | 11/32  | 125     | 4.5x6.0     | 20.0x13.2   | 30   |
| 1952Z-3/8   | 1057503   | 5   | 3/8  | 125     | 4.5x6.0     | 20.0x13.2   | 30   |
| 1952Z-7/16  | 1057510   | 5   | 7/16   | 145     | 5.0x7.0     | 24.0x16.2   | 49   |
| 1952Z-1/2   | 1057527   | 5   | 1/2  | 170     | 5.6x8.0     | 28.5x19.0   | 68   |
| 1952Z-9/16  | 1057534   | 5   | 9/16   | 185     | 6.0x8.5     | 31.0x20.0   | 80   |
| 1952Z-5/8   | 1057541   | 5   | 5/8  | 205     | 6.5x9.8     | 35.0x23.0   | 110  |
| 1952Z-11/16   | 1057558   | 5   | 11/16  | 220     | 7.0x10.6    | 37.0x24.5   | 135  |
| 1952Z-3/4   | 1057565   | 5   | 3/4  | 245     | 7.5x12.2    | 41.5x27.0   | 195  |
| 1952Z-13/16   | 1057572   | 5   | 13/16  | 265     | 8.0x13.0    | 43.5x28.5   | 217  |
| 1952Z-7/8   | 1057589   | 5   | 7/8  | 265     | 8.5x13.5    | 48.0x32.0   | 305  |
| 1952Z-15/16   | 1057596   | 5   | 15/16  | 300     | 9.0x14.5    | 52.0x34.5   | 375  |
| 1952Z-1   | 1057602   | 1   | 1  | 330     | 9.5x15.5    | 54.5x36.0   | 400  |
| 1952Z-1.1/16  | 1057619   | 1   | 1 1/16   | 330     | 10.0x16.5   | 59.0x38.5   | 590  |
| 1952Z-1.1/8   | 1057626   | 1   | 1 1/8  | 370     | 10.0x17.0   | 61.0x40.0   | 700  |
| 1952Z-1.1/4   | 1057633   | 1   | 1 1/4  | 390     | 11.5x19.0   | 68.0x45.5   | 745  |
| 1952Z-1.5/16  | 1057718   | 1   | 1 5/16   | 415     | 12.0x20.0   | 72.0x48.0   | 800  |
| 1952Z-1.3/8   | 1057732   | 1   | 1 3/8  | 415     | 12.0x20.0   | 72.0x48.0   | 800  |
| 1952Z-1.7/16  | 1057749   | 1   | 1 7/16   | 435     | 13.5x21.0   | 78.0x52.0   | 990  |
| 1952Z-1.1/2   | 1057756   | 1   | 1 1/2  | 435     | 13.5x21.0   | 78.0x52.0   | 990  |
| 1952Z-1.5/8   | 1057763   | 1   | 1 5/8  | 495     | 14.4x24.4   | 86.7x61.5   | 1350   |

## 1952Z/T

## 1952 OFFSET COMBINATION WRENCHES



- Set of combination wrenches
- Packaging: Sets in black plastic pouch

|  | <br>731415 |  |  | <br>g |
|---|---|---|---|--|
| 1952Z/11T   | 1057725   | 1   | 11  | 1500   |

1952Z/11T 1/4, 5/16, 3/8, 7/16, 1/2, 9/16, 5/8, 11/16, 3/4, 13/16, 7/8



# RATCHETING WRENCHES

## 1RM

## COMBINATION RATCHETING WRENCHES



- Ratchet combination gear wrench in metric sizes
- Standards: ISO 1711-1 and DIN 3113
- Material: High performance alloy steel
- Open end angle 15° with a slimmer head to get more accessibility
- Ratchet in the ring for high productivity application
- 12 points Dynamic-Drive Profile provides longer life for screws and nuts
- 5° action angle
- Switch for quick change of right and left direction
- Bigger and bi-directional size marking for easy identification
- Chrome plated micro matt finishing provides high quality surface

|        | <br>731415 |   | <br>mm | L<br>mm | a1xa2<br>mm | b1xb2<br>mm | <br>g |
|--------|------------|---|--------|---------|-------------|-------------|-------|
| 1RM-6  | 3014146    | 1 | 6      | 128     | 6.3x3.9     | 14.0x15.0   | 27    |
| 1RM-7  | 3014153    | 1 | 7      | 140     | 6.5x4.6     | 16.6x16.7   | 35    |
| 1RM-8  | 3000552    | 1 | 8      | 140     | 6.5x4.6     | 16.6x16.7   | 38    |
| 1RM-9  | 3000569    | 1 | 9      | 150     | 6.9x4.9     | 18.4x18.8   | 48    |
| 1RM-10 | 3000576    | 1 | 10     | 159     | 7.3x5.3     | 20.0x20.8   | 159   |
| 1RM-11 | 3000583    | 1 | 11     | 165     | 7.7x5.6     | 21.8x23.0   | 67    |
| 1RM-12 | 3000590    | 1 | 12     | 172     | 8.2x6.0     | 22.7x25.0   | 82    |
| 1RM-13 | 3000606    | 1 | 13     | 178     | 8.8x6.4     | 24.7x27.1   | 95    |
| 1RM-14 | 3000613    | 1 | 14     | 191     | 9.0x6.8     | 27.0x29.2   | 113   |
| 1RM-15 | 3000620    | 1 | 15     | 200     | 9.4x7.0     | 28.3x31.3   | 130   |
| 1RM-16 | 3000637    | 1 | 16     | 208     | 9.9x7.2     | 30.0x33.4   | 158   |
| 1RM-17 | 3000644    | 1 | 17     | 226     | 10.3x7.7    | 31.8x35.5   | 180   |
| 1RM-18 | 3000651    | 1 | 18     | 237     | 10.7x8.2    | 32.8x37.6   | 213   |
| 1RM-19 | 3000668    | 1 | 19     | 248     | 11.2x8.8    | 33.8x39.7   | 233   |
| 1RM-21 | 0214495    | 1 | 21     | 290     | 13.0x9.0    | 40.0x46.0   | 343   |
| 1RM-22 | 3005915    | 1 | 22     | 290     | 13.0x9.0    | 40.0x46.0   | 343   |
| 1RM-24 | 3005922    | 1 | 24     | 323     | 14.5x10.0   | 46.0x52.0   | 503   |
| 1RM-27 | 3014177    | 1 | 27     | 359     | 15.5x10.5   | 52.5x56.5   | 550   |
| 1RM-30 | 3014184    | 1 | 30     | 493     | 17.0x11.4   | 58.5x62.7   | 750   |
| 1RM-32 | 3014191    | 1 | 32     | 425     | 17.5x12.5   | 62.5x66.4   | 900   |

## 1RM/

## COMBINATION RATCHETING WRENCHES




- Set of ratchet combination wrenches
- Packaging: Plastic holder

|         | <br>731415                                      |    |    | <br>g |
|---------|---|----|----|-------|
| 1RM/S6  | 3000675   | 1  | 6  | 625   |
| 1RM/S12 | 3000682   | 10 | 12 | 1520  |
| 1RM/S6  | 8, 10, 12, 13, 14, 17 mm                        |    |    |       |
| 1RM/S12 | 8, 9, 10, 11, 12, 13, 14, 15, 16, 17, 18, 19 mm |    |    |       |



## 1RZ

### COMBINATION RATCHETING WRENCHES



- Ratchet combination gear wrench in inch sizes
- Standards: ISO 1711-1 and DIN 3113
- Material: High performance alloy steel
- Open end angle 15° with a slimmer head to get more accessibility
- Ratchet in the ring for high productivity application
- 5° action angle
- 12 points Dynamic-Drive Profile provides longer life for screws and nuts
- Switch for quick change of right and left direction
- Bigger and bi-directional size marking for easy identification
- Chrome plated micro matt finishing provides high quality surface

|           | <br>731415 |   |       | L<br>mm | a1xa2<br>mm | b1xb2<br>mm | <br>g |
|-----------|------------|---|-------|---------|-------------|-------------|-------|
| 1RZ-1/4   | 0153725    | 1 | 1/4   | 128     | 6.3x3.9     | 14.0x15.0   | 27    |
| 1RZ-5/16  | 3014207    | 1 | 5/16  | 140     | 6.5x4.3     | 17.0x16.7   | 38    |
| 1RZ-3/8   | 3014214    | 1 | 3/8   | 158     | 7.3x5.0     | 20.2x20.8   | 57    |
| 1RZ-7/16  | 3014221    | 1 | 7/16  | 165     | 7.7x5.3     | 22.0x23.0   | 67    |
| 1RZ-1/2   | 3014245    | 1 | 1/2   | 178     | 8.6x6.1     | 25.5x26.8   | 95    |
| 1RZ-9/16  | 3014238    | 1 | 9/16  | 190     | 9.0x6.5     | 26.9x29.0   | 113   |
| 1RZ-5/8   | 3014252    | 1 | 5/8   | 208     | 9.9x7.1     | 29.8x33.0   | 158   |
| 1RZ-11/16 | 3014269    | 1 | 11/16 | 225     | 10.3x7.5    | 31.8x36.5   | 180   |
| 1RZ-3/4   | 3014276    | 1 | 3/4   | 247     | 11.2x8.6    | 34.0x39.4   | 233   |

## 1RZ/

### COMBINATION RATCHETING WRENCHES



- Set of ratchet combination wrenches
- Packaging: Plastic holder

|  | <br>731415 |   |   | <br>g |
|--|------------|---|---|-------|
| 1RZ/S8   | 3014283    | 1 | 8 | 1000  |
| 1RZ/S8 5/16, 3/8, 7/16, 1/2, 9/16, 5/8, 11/16, 3/4 |            |   |   |       |



# RATCHETING WRENCHES

## 10RM

### COMBINATION RATCHETING WRENCHES, STUBBY



- Stubby version of ratchet combination wrench in metric sizes
- Standards: ISO 3318 and DIN 3113
- Material: High performance alloy steel
- Open end angle 15° with a slimmer head to get more accessibility
- Ratchet in the ring for high productivity application
- 5° action angle
- 12 points Dynamic-Drive Profile provides longer life for screws and nuts
- Switch for quick change of right and left direction
- Chrome plated micro matt finishing provides high quality surface

|         | <br>731415 |   | <br>mm | L<br>mm | a1xa2<br>mm | b1xb2<br>mm | <br>g |
|---------|------------|---|--------|---------|-------------|-------------|-------|
| 10RM-8  | 3014344    | 1 | 8      | 90      | 6.5x4.0     | 16.6x16.7   | 25    |
| 10RM-10 | 3014351    | 1 | 10     | 95      | 7.3x4.8     | 20.0x20.8   | 35    |
| 10RM-13 | 3014368    | 1 | 13     | 108     | 8.6x5.8     | 24.7x27.1   | 63    |
| 10RM-17 | 3014375    | 1 | 17     | 127     | 10.3x7.2    | 31.8x35.5   | 113   |
| 10RM-19 | 3014382    | 1 | 19     | 139     | 11.2x8.2    | 33.8x39.7   | 143   |

## 10RM/

### COMBINATION RATCHETING WRENCHES, STUBBY



- Set of stubby version of ratchet combination wrenches
- Packaging: Plastic holder


|         | <br>731415 |   |   | <br>g |
|---------|------------|---|---|-------|
| 10RM/S5 | 3014399    | 1 | 5 | 490   |

10RM/S5 8, 10, 13, 17, 19 mm








## 41RM

### RATCHET FLEX COMBINATION WRENCHES



- Ratchet combination wrenches with swivel head in metric sizes
- Standards: ISO 3318 and DIN 3113
- Material: High performance alloy steel
- Open end angle 15° with a slimmer head to get more accessibility
- Ratchet swivel head in 180° with fixed steps in every 15°
- 5° ratchet action angle
- 12 points Dynamic-Drive Profile provides longer life for screws and nuts
- Chrome plated micro matt finishing provides high quality surface






|  | <br>731415 |  | <br>mm | L<br>mm | a1xa2<br>mm | b1xb2<br>mm | <br>g |
|---|---|---|--|---------|-------------|-------------|--|
| 41RM-8  | 3014412   | 1   | 8  | 127     | 6.5x4.3     | 17.0x17.0   | 35   |
| 41RM-10   | 3014429   | 1   | 10   | 136     | 7.3x5.0     | 20.0x21.0   | 55   |
| 41RM-11   | 3014436   | 1   | 11   | 141     | 7.7x5.4     | 22.0x23.0   | 63   |
| 41RM-12   | 3014443   | 1   | 12   | 148     | 8.2x5.8     | 23.0x25.0   | 83   |
| 41RM-13   | 3014450   | 1   | 13   | 154     | 8.6x6.1     | 25.0x27.0   | 93   |
| 41RM-14   | 3014467   | 1   | 14   | 160     | 9.0x6.4     | 27.0x29.0   | 113  |
| 41RM-17   | 3014474   | 1   | 17   | 190     | 10.3x7.6    | 32.0x36.0   | 173  |
| 41RM-19   | 3014481   | 1   | 19   | 215     | 11.2x8.6    | 34.0x40.0   | 233  |

## 41RM/S8

### RATCHET FLEX COMBINATION WRENCHES



- Set of ratchet combination wrenches with swivel head
- Packaging: Plastic holder

|  | <br>731415 |  |  | <br>g |
|---|---|---|---|--|
| 41RM/S8   | 3014405   | 10  | 8   | 960  |

41RM/S8 8, 10, 11, 12, 13, 14, 17, 19 mm







# RATCHETING WRENCHES

## 1320RM

### RATCHETING RING WRENCHES



- Ratcheting ring wrenches in metric sizes
- Material: High performance alloy steel
- 5° ratchet action angle
- 12 points Dynamic-Drive Profile provides longer life for screws and nuts
- Bigger and bi-directional size marking for easy identification
- Chrome plated micro matt finishing provides high quality surface

|              | <br>731415 |   | <br>mm | L<br>mm | a1xa2<br>mm | b1xb2<br>mm | <br>g |
|--------------|------------|---|--------|---------|-------------|-------------|-------|
| 1320RM-6-7   | 3014498    | 1 | 6-7    | 115     | 6.3x6.5     | 14.2x17.2   | 35    |
| 1320RM-8-9   | 3014504    | 1 | 8-9    | 128     | 6.5x6.9     | 16.8x20.2   | 45    |
| 1320RM-10-11 | 3014511    | 1 | 10-11  | 150     | 7.3x7.7     | 20.2x21.8   | 60    |
| 1320RM-12-13 | 3014528    | 1 | 12-13  | 170     | 8.2x8.6     | 23.0x24.8   | 80    |
| 1320RM-14-15 | 3014535    | 1 | 14-15  | 190     | 9.0x9.4     | 26.5x29.5   | 120   |
| 1320RM-16-17 | 3014542    | 1 | 16-17  | 200     | 9.9x10.3    | 29.5x31.5   | 160   |
| 1320RM-18-19 | 3014559    | 1 | 18-19  | 230     | 10.3x11.2   | 31.5x33.5   | 200   |

## 1320RM/

### RATCHETING RING WRENCHES



- Set for ratcheting ring wrenches in metric sizes
- Packaging: Plastic holder

|           | <br>731415 |    |   | <br>g |
|-----------|------------|----|---|-------|
| 1320RM/S7 | 3014597    | 10 | 7 | 880   |

1320RM/S7 6x7, 8x9, 10x11, 12x13, 14x15, 16x17, 18x19 mm

## 1320RZ

### RATCHETING RING WRENCHES

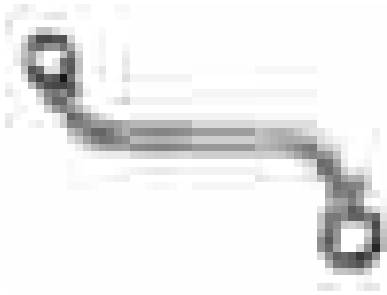


- Ratcheting ring wrenches in inch sizes
- Material: High performance alloy steel
- 5° action angle
- 12 points Dynamic-Drive Profile provides longer life for screws and nuts
- Bigger and bi-directional size marking for easy identification
- Chrome plated micro matt finishing provides high quality surface

|                 | <br>731415 |   | <br>"    | L<br>mm | a1xa2<br>mm | b1xb2<br>mm | <br>g |
|-----------------|------------|---|----------|---------|-------------|-------------|-------|
| 1320RZ-1/4-5/16 | 3014566    | 1 | 1/4-5/16 | 115     | 6.3x6.5     | 14.2x17.2   | 35    |
| 1320RZ-3/8-7/16 | 3014573    | 1 | 3/8-7/16 | 128     | 6.5x6.9     | 16.8x20.2   | 45    |
| 1320RZ-1/2-9/16 | 3014580    | 1 | 1/2-9/16 | 170     | 8.2x8.8     | 23.0x24.8   | 80    |



## 1320SRM




## RATCHETING RING WRENCHES

- S type ratcheting ring wrench in metric sizes
- Material: High performance alloy steel
- S shape allows better access to restricted working areas
- Switch for quick change of right and left direction, 5° action angle
- 6 points Dynamic-Drive Profile provides longer life for screws and nuts
- Ring spring works allows fastening screws with just one hand
- Flat adaptors can be attached to fasten multiple screw types and sizes
- Bigger and bi-directional size marking for easy identification
- Chrome plated micro matt finishing provides high quality surface

|               |            |   |        |         |             |             |       |
|---------------|------------|---|--------|---------|-------------|-------------|-------|
|               | <br>731415 |   | <br>mm | L<br>mm | a1xa2<br>mm | b1xb2<br>mm | <br>g |
| 1320SRM-14-19 | 0190355    | 1 | 14-19  | 200     | 9.0x11.2    | 26.8x33.8   | 180   |

## 1320SRM/



## RATCHETING RING WRENCHES

- S type ratcheting ring wrench and adaptors set, 29 pcs
- Supplied with a compact blow mould box with T3 modular 2 colour foam inlay
- Ratcheting box wrench 1320SRM-14-19 with 5° ratchet action and reverse lever
- Adaptor for 1/4" and 1/2" sockets with quick release press button
- Adaptors for hex screws to cover 8-19 mm and 5/16"-3/4" inch sizes
- Adaptors for TORX® screws to cover sizes from E8 to E22
- Pass-thru socket for 22 mm size
- Case: High Density Polythene (HDPE)
- Wrench and adaptors are available for replacement


|             |            |   |    |       |
|-------------|------------|---|----|-------|
|             | <br>731415 |   |    | <br>g |
| 1320SRM/S29 | 0188673    | 1 | 29 | 1190  |

|   |  |   |  |
|---|--|---|--|
| 1320SRM-14-19   |  | 1RMA-14-__-HEX<br>8, 9, 10, 11, 12, 5/16, 3/8, 7/16 |  |
| 1RMA-19-__-HEX<br>13, 15, 16, 17, 1/2, 9/16, 5/8, 11/16 |  | 1RMA-14-__-TX<br>E8, E10, E11, E12, E14             |  |
| 1RMA-19-__-TX<br>E16, E18, E20, E22                     |  | 1RMA-19-1/4-SQ                                      |  |
| 1RMA-19-1/2-SQ2   |  | SBS19-TH22  |  |



# RATCHETING WRENCHES

## 1RMA/S4



### ACCESSORIES

- Ratcheting wrench adaptors set, 4 pcs
- High performance alloy steel
- High polished finish
- Adaptors for 1/4", 3/8" and 1/2" sockets with quick release press button
- Adaptor for 1/4" bits with retaining ring
- Supplied with a compact plastic pocket box
- ISO 1174, DIN 3120
- Adaptors are available for replacement

|                | <br>731415 |   | <br>mm          | <br>g |
|----------------|------------|---|-----------------|-------|
| 1RMA/S4        | 3014658    | 1 | 35x100x84       | 45    |
| 1RMA-10-1/4-SQ |            |   | 1RMA-13-3/8-SQ  |       |
| 1RMA-19-1/2-SQ |            |   | 1RMA-10-1/4-BIT |       |

## 1RMA/S8



### ACCESSORIES

- Combination wrenches and adaptors set, 8 pcs
- High performance alloy steel
- High polished finish
- Supplied with a compact plastic pocket box
- Ratcheting wrenches 1RM-10, -13, -19 with 5° ratchet action, reverse lever and 15° offset
- Adaptor for 1/4", 3/8" and 1/2" sockets with quick release press button
- Adaptors for 1/4" and 5/16" bits with retaining ring
- Case: High Density Polythene (HDPE)
- ISO 3318 / 1174, DIN 3113 / 3120
- Wrenches and adaptors are available for replacements

|                  | <br>731415 |   | <br>mm               | <br>g |
|------------------|------------|---|----------------------|-------|
| 1RMA/S8          | 3014665    | 1 | 75x283x160           | 95    |
| 1RMA-10-1/4-SQ   |            |   | 1RMA-13-3/8-SQ       |       |
| 1RMA-19-1/2-SQ   |            |   | 1RMA-10-1/4-BIT      |       |
| 1RMA-13-5/16-BIT |            |   | 1RM<br>10, 13, 19 mm |       |



## S4RM

### FOUR SIZES RATCHETING WRENCHES



- Ratcheting box wrench in metric sizes
- Material: High performance alloy steel
- 4 sizes per wrench: 1 single wrench is useful for 4 screw sizes
- Switch for quick change of right and left direction, 5 ° action angle
- 12 points Dynamic-Drive Profile provides longer life for screws and nuts
- Chrome plated matt finishing provides high quality anti-rust protection

|            | <br>731415 |    | <br>mm      | L<br>mm | a1xa2<br>mm | b1xb2<br>mm | <br>g |
|------------|------------|----|-------------|---------|-------------|-------------|-------|
| S4RM-4-7   | 0179930    | 60 | 4-5-6-7     | 115     | 12.3x12.8   | 14.2x17.2   | 50    |
| S4RM-8-11  | 0179947    | 60 | 8-9-10-11   | 151     | 13.9x14.7   | 20.4x22.2   | 70    |
| S4RM-12-15 | 0179954    | 30 | 12-13-14-15 | 191     | 17.3x18.1   | 27.3x30.3   | 150   |
| S4RM-16-19 | 0179961    | 30 | 16-17-18-19 | 230     | 20.3x22.2   | 31.7x34.2   | 240   |
| S4RM-21-27 | 0179978    | 20 | 21-22-24-27 | 275     | 26.0x30.0   | 40.0x52.5   | 640   |
| S4RM-30-36 | 0179985    | 10 | 30-32-34-36 | 360     | 34.5x35.5   | 62.5x66.5   | 1.410 |

## S4RM/

### FOUR SIZES RATCHETING WRENCHES



- Sets for 4 in 1 ratcheting box wrenches in metric sizes
- Sets in practical pouch to carry on your belt

|         | <br>731415  |   |   | <br>g |
|---------|---|---|---|-------|
| S4RM/3T | 0117406   | 1 | 3 | 550   |
| S4RM/4T | 0179916   | 1 | 4 | 2200  |
| S4RM/5T | 0179923   | 1 | 5 | 4200  |
| S4RM/3T | 8x9x10x11, 12x13x14x15, 16x17x18x19                           |   |   |       |
| S4RM/4T | 8x9x10x11, 12x13x14x15, 16x17x18x19, 21x22x24x27              |   |   |       |
| S4RM/5T | 8x9x10x11, 12x13x14x15, 16x17x18x19, 21x22x24x27, 30x32x34x36 |   |   |       |



# OPEN END WRENCHES

6M

## DOUBLE OPEN-END WRENCHES



- Double open end wrench in metric sizes
- Standards: ISO 691, ISO 1085, ISO 10102 and ISO 3318
- Material: High performance alloy steel
- U shape shank provides better comfort
- Open end angle 15° with a slimmer head for more accessibility
- Large and one-directional size marking for easy identification
- Chrome plated micro matt finishing provides high quality surface
- Patented U shape design
- SB = Retail pack on a plastic info card

|            | <br>731415 |    | <br>mm  | L<br>mm | a<br>mm | b1<br>mm | b2<br>mm | <br>g |
|------------|------------|----|---------|---------|---------|----------|----------|-------|
| 6M-4-5     | 1832018    | 10 | 4x5     | 105     | 3.2     | 13.0     | 15.0     | 15    |
| 6M-4.5-5.5 | 1832025    | 10 | 4.5x5.5 | 105     | 3.2     | 13.0     | 15.0     | 15    |
| 6M-5-5.5   | 1832032    | 10 | 5x5.5   | 105     | 3.2     | 13.0     | 15.0     | 15    |
| 6M-5.5-7   | 1832049    | 10 | 5.5x7   | 122     | 3.9     | 15.5     | 17.9     | 22    |
| 6M-6-7     | 1832056    | 10 | 6x7     | 122     | 3.9     | 15.5     | 17.9     | 22    |
| 6M-7-8     | 1832063    | 10 | 7x8     | 122     | 3.9     | 15.5     | 17.9     | 22    |
| 6M-8-9     | 1832070    | 10 | 8x9     | 138     | 4.0     | 18.7     | 21.2     | 28    |
| 6M-8-10    | 1832087    | 10 | 8x10    | 138     | 4.0     | 18.7     | 21.2     | 28    |
| 6M-10-11   | 1832094    | 10 | 10x11   | 153     | 5.2     | 23.0     | 24.9     | 45    |
| 6M-10-13   | 1832117    | 10 | 10x13   | 153     | 5.2     | 23.0     | 24.9     | 45    |
| 6M-12-13   | 1832131    | 10 | 12x13   | 168     | 5.8     | 28.7     | 30.5     | 73    |
| 6M-12-14   | 1832148    | 10 | 12x14   | 168     | 5.8     | 28.7     | 30.5     | 73    |
| 6M-13-14   | 1832155    | 10 | 13x14   | 168     | 5.8     | 28.7     | 30.5     | 73    |
| 6M-13-15   | 1832162    | 10 | 13x15   | 183     | 6.3     | 30.1     | 32.1     | 98    |
| 6M-13-16   | 1832179    | 10 | 13x16   | 183     | 6.3     | 30.1     | 32.1     | 98    |
| 6M-13-17   | 1832186    | 10 | 13x17   | 183     | 6.3     | 30.1     | 32.1     | 98    |
| 6M-14-15   | 1832193    | 10 | 14x15   | 183     | 6.3     | 30.1     | 32.1     | 98    |
| 6M-14-17   | 1832209    | 10 | 14x17   | 183     | 6.3     | 30.1     | 32.1     | 98    |
| 6M-16-17   | 1832216    | 10 | 16x17   | 201     | 7.0     | 34.7     | 35.6     | 122   |
| 6M-16-18   | 1832223    | 10 | 16x18   | 201     | 7.0     | 34.7     | 35.6     | 122   |
| 6M-17-19   | 1832230    | 10 | 17x19   | 222     | 7.3     | 37.4     | 40.5     | 170   |
| 6M-18-19   | 1832247    | 10 | 18x19   | 222     | 7.3     | 38.1     | 41.2     | 170   |
| 6M-19-22   | 1832261    | 10 | 19x22   | 225     | 7.3     | 42.0     | 46.0     | 188   |
| 6M-19-24   | 1832278    | 10 | 19x24   | 225     | 7.3     | 42.0     | 46.0     | 188   |
| 6M-20-22   | 1832285    | 10 | 20x22   | 225     | 7.2     | 42.0     | 43.0     | 188   |
| 6M-21-23   | 1832292    | 10 | 21x23   | 240     | 7.4     | 45.0     | 49.0     | 211   |
| 6M-21-24   | 1838072    | 10 | 21x24   | 240     | 7.4     | 45.0     | 49.0     | 211   |
| 6M-22-24   | 1832308    | 10 | 22x24   | 240     | 7.4     | 45.0     | 49.0     | 211   |
| 6M-24-26   | 1832315    | 10 | 24x26   | 260     | 7.8     | 49.0     | 53.0     | 293   |
| 6M-24-27   | 1832322    | 10 | 24x27   | 260     | 7.8     | 49.0     | 53.0     | 293   |
| 6M-24-30   | 1832339    | 5  | 24x30   | 280     | 8.4     | 53.0     | 58.0     | 366   |
| 6M-25-28   | 1832353    | 5  | 25x28   | 280     | 8.4     | 53.0     | 58.0     | 366   |
| 6M-27-30   | 1832360    | 5  | 27x30   | 280     | 8.4     | 53.0     | 58.0     | 366   |
| 6M-27-32   | 1832377    | 5  | 27x32   | 300     | 9.0     | 60.0     | 67.0     | 481   |
| 6M-30-32   | 1832384    | 5  | 30x32   | 300     | 9.0     | 60.0     | 67.0     | 481   |
| 6M-30-36   | 1832407    | 5  | 30x36   | 355     | 11.0    | 66.0     | 74.0     | 714   |
| 6M-32-36   | 1832414    | 5  | 32x36   | 355     | 11.0    | 66.0     | 74.0     | 714   |
| 6M-34-36   | 1832421    | 1  | 34x36   | 355     | 11.0    | 66.0     | 74.0     | 714   |
| 6M-36-41   | 1832438    | 1  | 36x41   | 385     | 11.5    | 74.0     | 83.0     | 880   |
| 6M-38-42   | 1832445    | 1  | 38x42   | 385     | 11.5    | 74.0     | 83.0     | 880   |
| 6M-41-46   | 1832452    | 1  | 41x46   | 400     | 13.3    | 85.0     | 94.0     | 1120  |
| 6M-46-50   | 1832469    | 1  | 46x50   | 446     | 14.2    | 94.0     | 100.5    | 1610  |
| SB6M-4-5   | 0106042    | 1  | 4x5     | 105     | 3.2     | 13.0     | 15.0     | 15    |
| SB6M-6-7   | 0106073    | 1  | 6x7     | 122     | 3.9     | 15.5     | 17.9     | 22    |
| SB6M-8-9   | 0106103    | 1  | 8x9     | 138     | 5.2     | 18.7     | 21.2     | 28    |
| SB6M-10-11 | 0105731    | 1  | 10x11   | 153     | 5.2     | 23.0     | 24.9     | 45    |
| SB6M-12-13 | 0105762    | 1  | 12x13   | 168     | 5.8     | 28.7     | 30.5     | 73    |
| SB6M-14-15 | 0105823    | 1  | 14x15   | 183     | 6.6     | 30.1     | 32.1     | 88    |
| SB6M-16-17 | 0105847    | 1  | 16x17   | 201     | 7.0     | 34.7     | 35.6     | 122   |
| SB6M-18-19 | 0105878    | 1  | 18x19   | 222     | 7.3     | 38.1     | 41.2     | 170   |
| SB6M-20-22 | 0105915    | 1  | 20x22   | 225     | 7.3     | 42.0     | 46.0     | 188   |
| SB6M-21-23 | 0105922    | 1  | 21x23   | 240     | 7.4     | 45.0     | 49.0     | 211   |
| SB6M-22-24 | 0105946    | 1  | 22x24   | 240     | 7.4     | 45.0     | 49.0     | 211   |
| SB6M-24-26 | 0105953    | 1  | 24x26   | 260     | 7.8     | 49.0     | 53.0     | 293   |
| SB6M-24-27 | 0105960    | 1  | 24x27   | 260     | 7.8     | 49.0     | 53.0     | 293   |
| SB6M-30-32 | 0106011    | 1  | 30x32   | 300     | 9.0     | 60.0     | 67.0     | 481   |



## 6M/SH

### DOUBLE OPEN-END WRENCHES




- Set of double open end wrench in metric sizes
- Packaging: Plastic holder

|         | <br>731415  |   |    | <br>g |
|---------|---|---|----|-------|
| 6M/SH8  | 0201365   | 1 | 8  | 910   |
| 6M/SH12 | 3013439   | 1 | 12 | 1704  |
| 6M/SH8  | 6x7, 8x9, 10x11, 12x13, 14x15, 16x17, 18x19, 20x22 mm                             |   |    |       |
| 6M/SH12 | 6x7, 8x9, 10x11, 12x13, 13x17, 14x15, 16x17, 18x19, 19x22, 20x22, 21x23, 24x27 mm |   |    |       |

## 6M-BOX

### DOUBLE OPEN-END WRENCHES




- Set of double open end wrench in metric sizes
- Packaging: Sets in laquered metal box with black plastic inlay (320 x 115 x 70 mm)

|        | <br>731415   |   |    | <br>g |
|--------|--|---|----|-------|
| 6M-BOX | 1832513  | 1 | 12 | 2965  |
| 6M-BOX | 6x7, 8x9, 10x11, 12x13, 14x15, 16x17, 18x19, 20x22, 21x23, 24x26, 27x30, 30x32 |   |    |       |

## 6M/

### DOUBLE OPEN-END WRENCHES



- Set of double open end wrench in metric sizes
- Packaging: Sets in black plastic clip

|        | <br>731415   |   |    | <br>g |
|--------|--|---|----|-------|
| 6M/8C  | 0212927  | 1 | 8  | 735   |
| 6M/10C | 0212934  | 1 | 10 | 1570  |
| 6M/12C | 0212941  | 1 | 12 | 2070  |
| 6M/8C  | 6x7, 8x9, 10x11, 12x13, 14x15, 16x17, 18x19, 20x22, mm                             |   |    |       |
| 6M/10C | 6x7, 8x9, 10x11, 12x13, 14x15, 16x17, 18x19, 20x22, 24x27, 30x32, mm               |   |    |       |
| 6M/12C | 6x7, 8x9, 10x11, 12x13, 14x15, 16x17, 18x19, 20x22, 21x23, 24x27, 25x28, 30x32, mm |   |    |       |



# OPEN END WRENCHES

## 6M/S

## DOUBLE OPEN-END WRENCHES

- Set of double open end wrench in metric sizes
- Packaging: In a cardboard box



|       |            |   |   |       |
|-------|------------|---|---|-------|
|       | <br>731415 |   |   | <br>g |
| 6M/S8 | 1832483    | 1 | 8 | 735   |

6M/S8 6x7, 8x9, 10x11, 12x13, 14x15, 16x17, 18x19, 20x22, mm



## 6Z

## DOUBLE OPEN-END WRENCHES

- Double open end wrench in inch sizes
- Standards: ISO 691, ISO 1085, ISO 10102 and ISO 3318
- Material: High performance alloy steel
- U shape shank provides better comfort
- Open end angle 15° with a slimmer head to get more accessibility
- Bigger and one-directional size marking for easy identification
- Chrome plated micro matt finishing provides high quality surface
- Patented U shape design




|                 | <br>731415 |   |              | L<br>mm | a<br>mm | b1<br>mm | b2<br>mm | <br>g |
|-----------------|------------|---|--------------|---------|---------|----------|----------|-------|
| 6Z-1/4-5/16     | 1832520    | 5 | 1/4x5/16     | 122     | 3.9     | 15.5     | 17.9     | 22    |
| 6Z-3/8-7/16     | 1832544    | 5 | 3/8x7/16     | 153     | 5.2     | 23.0     | 24.9     | 45    |
| 6Z-7/16-1/2     | 1832551    | 5 | 7/16x1/2     | 168     | 5.8     | 28.7     | 30.5     | 73    |
| 6Z-1/2-9/16     | 1832568    | 5 | 1/2x9/16     | 168     | 5.8     | 28.7     | 30.5     | 73    |
| 6Z-9/16-5/8     | 1832575    | 5 | 9/16x5/8     | 183     | 6.6     | 30.1     | 32.1     | 98    |
| 6Z-19/32-11/16  | 1832582    | 5 | 19/32x11/16  | 201     | 7.0     | 34.7     | 35.6     | 122   |
| 6Z-5/8-3/4      | 1832605    | 5 | 5/8x3/4      | 201     | 7.0     | 34.7     | 35.6     | 122   |
| 6Z-11/16-3/4    | 1832612    | 5 | 11/16x3/4    | 222     | 7.3     | 37.4     | 40.5     | 170   |
| 6Z-3/4-7/8      | 1832629    | 5 | 3/4x7/8      | 225     | 7.3     | 42.0     | 46.0     | 188   |
| 6Z-25/32-13/16  | 1832636    | 5 | 25/32x13/16  | 225     | 7.3     | 42.0     | 46.0     | 188   |
| 6Z-13/16-7/8    | 1832643    | 5 | 13/16x7/8    | 225     | 7.3     | 42.0     | 46.0     | 188   |
| 6Z-7/8-15/16    | 1832650    | 5 | 7/8x15/16    | 240     | 7.4     | 45.0     | 49.0     | 211   |
| 6Z-15/16-1      | 1832667    | 5 | 15/16x1      | 260     | 7.8     | 49.0     | 53.0     | 293   |
| 6Z-1-1.1/8      | 1832674    | 1 | 1x1 1/8      | 280     | 8.4     | 53.0     | 58.0     | 366   |
| 6Z-1.1/16-1.1/4 | 1832681    | 1 | 1 1/16x1 1/4 | 280     | 8.4     | 53.0     | 58.0     | 366   |
| 6Z-1.1/4-1.3/8  | 1832698    | 1 | 1 1/4x1 3/8  | 355     | 11.0    | 66.0     | 74.0     | 714   |



## 6Z/

### DOUBLE OPEN-END WRENCHES




- Set of double open end wrenches in inch sizes
- Packaging: Sets in black plastic clip

|       | <br>731415   |   |   | <br>g |
|-------|--|---|---|-------|
| 6Z/8C | 0212958  | 1 | 8 | 1005  |
| 6Z/8C | 1/4x5/16, 5/16x11/32, 3/8x7/16, 1/2x9/16, 19/32x11/16, 5/8x3/4, 13/16x7/8, 15/16x1 |   |   |       |

## S10

### DOUBLE OPEN-END WRENCHES



- Double open-end wrench in metric sizes
- Standards: DIN 3110/ISO 1085/ISO 10102
- Finish: Matt
- Material: Vanadium extra
- SB = Retail packed on a plastic info card

|             | <br>731415 |   | <br>mm | L<br>mm | a<br>mm | b1<br>mm | b2<br>mm | <br>g |
|-------------|------------|---|--------|---------|---------|----------|----------|-------|
| SBS10-6-7   | 3009005    | 1 | 6x7    | 122     | 3.4     | 16.5     | 18.5     | 21    |
| SBS10-8-9   | 3010650    | 1 | 8x9    | 140     | 3.7     | 21.0     | 22.5     | 31    |
| SBS10-10-11 | 3009012    | 1 | 10x11  | 157     | 4.0     | 24.0     | 28.0     | 46    |
| SBS10-12-13 | 3009029    | 1 | 12x13  | 172     | 4.5     | 28.5     | 31.5     | 59    |
| SBS10-14-15 | 3009036    | 1 | 14x15  | 190     | 4.8     | 32.5     | 35.0     | 83    |
| SBS10-16-17 | 3009043    | 1 | 16x17  | 205     | 5.5     | 36.5     | 39.0     | 125   |
| SBS10-17-19 | 3010667    | 1 | 17x19  | 222     | 5.8     | 40.5     | 43.0     | 152   |
| SBS10-18-19 | 3009050    | 1 | 18x19  | 222     | 5.8     | 41.0     | 43.0     | 159   |
| SBS10-20-22 | 3009067    | 1 | 20x22  | 236     | 6.3     | 45.0     | 48.5     | 198   |
| SBS10-21-23 | 3009074    | 1 | 21x23  | 245     | 6.8     | 46.5     | 50.5     | 230   |
| SBS10-24-27 | 3009081    | 1 | 24x27  | 275     | 8.0     | 55.0     | 58.0     | 360   |
| SBS10-30-32 | 3009098    | 1 | 30x32  | 300     | 8.6     | 64.0     | 68.5     | 440   |

## S10/

### DOUBLE OPEN-END WRENCHES



- Set of double open end wrench in metric sizes
- Packaging: Plastic holder

|          | <br>731415  |   |    | <br>g |
|----------|---|---|----|-------|
| S10/SH6  | 3013309   | 1 | 6  | 553   |
| S10/SH11 | 3013408   | 1 | 11 | 1604  |
| S10/SH6  | 8x9, 10x11, 12x13, 14x15, 16x17, 18x19                                  |   |    |       |
| S10/SH11 | 6x7, 8x9, 10x11, 12x13, 14x15, 16x17, 17x19, 18x19, 20x22, 21x23, 24x27 |   |    |       |





# OPEN END WRENCHES

## 1931M

## LILIPUT DOUBLE OPEN-END SPANNERS



- Small double open end wrench in metric sizes
- Material: High performance alloy steel
- Open end angle of 82, 5 ° and 15°
- With equal openings at both ends
- Suitable for work in confined spaces
- Applications for radio, telecommunications, electrical and precision engineering, carburetors, etc
- Chrome plated micro matt finishing provides high quality surface

|           | <br>731415 |   |     | L<br>mm | a1xa2<br>mm | b1xb2<br>mm |    |
|-----------|------------|---|-----|---------|-------------|-------------|----|
| 1931M-4   | 1049171    | 5 | 4   | 80      | 2.5         | 12.5        | 10 |
| 1931M-4.5 | 1049188    | 5 | 4.5 | 80      | 2.5         | 12.5        | 9  |
| 1931M-5   | 1049195    | 5 | 5   | 80      | 2.5         | 12.5        | 9  |
| 1931M-5.5 | 1049201    | 5 | 5.5 | 80      | 2.5         | 12.5        | 9  |
| 1931M-6   | 1049218    | 5 | 6   | 80      | 2.5         | 12.5        | 9  |
| 1931M-7   | 1049225    | 5 | 7   | 90      | 3.5         | 15.0        | 11 |
| 1931M-8   | 1049232    | 5 | 8   | 90      | 3.5         | 15.0        | 11 |
| 1931M-9   | 1049249    | 5 | 9   | 105     | 4.0         | 19.0        | 19 |
| 1931M-10  | 1049256    | 5 | 10  | 105     | 4.0         | 19.0        | 19 |
| 1931M-11  | 1049263    | 5 | 11  | 120     | 4.0         | 25.0        | 35 |
| 1931M-12  | 1049270    | 5 | 12  | 120     | 4.0         | 25.0        | 36 |
| 1931M-13  | 1049287    | 5 | 13  | 120     | 4.0         | 25.0        | 32 |
| 1931M-14  | 1049294    | 5 | 14  | 130     | 5.0         | 28.0        | 39 |
| 1931M-17  | 1049324    | 5 | 17  | 160     | 5.5         | 36.0        | 74 |

## 1931M/

## LILIPUT DOUBLE OPEN-END SPANNERS



- Set for small double open end wrench
- Packaging: Sets in black plastic pouch

|           | <br>731415 |   |    |     |
|-----------|------------|---|----|-----|
| 1931M/10T | 1049409    | 1 | 10 | 275 |

1931M/10T 4, 4.5, 5, 5.5, 6, 7, 8, 9, 10, 11 mm





## 1931Z

### LILIPUT DOUBLE OPEN-END SPANNERS



- Small double open end in inch sizes
- Material: High performance alloy steel
- Open end angle of 82, 5 ° and 15°
- With equal openings at both ends
- Suitable for work in confined spaces
- Applications for radio, telecommunications, electrical and precision engineering carburetors, etc
- Chrome plated micro matt finishing provides high quality surface





|  | <br>731415 |  |  | L<br>mm | a1xa2<br>mm | b1xb2<br>mm | <br>g |
|---|---|--|---|---------|-------------|-------------|--|
| 1931Z-5/32  | 1049669   | 5  | 5/32  | 80      | 2.5         | 12.5        | 10   |
| 1931Z-3/16  | 1049676   | 5  | 3/16  | 80      | 2.5         | 12.5        | 9  |
| 1931Z-13/64   | 1049683   | 5  | 13/64   | 80      | 2.5         | 12.5        | 9  |
| 1931Z-7/32  | 1049690   | 5  | 7/32  | 80      | 2.5         | 12.5        | 8  |
| 1931Z-1/4   | 1049713   | 5  | 1/4   | 80      | 2.5         | 12.5        | 8  |
| 1931Z-9/32  | 1049720   | 5  | 9/32  | 90      | 3.5         | 15.0        | 11   |
| 1931Z-5/16  | 1049737   | 5  | 5/16  | 90      | 3.5         | 15.0        | 11   |
| 1931Z-11/32   | 1049744   | 5  | 11/32   | 105     | 4.0         | 19.0        | 21   |
| 1931Z-3/8   | 1049751   | 5  | 3/8   | 105     | 4.0         | 19.0        | 19   |
| 1931Z-7/16  | 1049768   | 5  | 7/16  | 120     | 4.0         | 25.0        | 35   |
| 1931Z-1/2   | 1049775   | 5  | 1/2   | 120     | 4.0         | 25.0        | 35   |
| 1931Z-9/16  | 1049782   | 5  | 9/16  | 130     | 5.0         | 28.0        | 40   |
| 1931Z-5/8   | 1049799   | 5  | 5/8   | 130     | 5.0         | 30.0        | 47   |

## 1931Z/

### LILIPUT DOUBLE OPEN-END SPANNERS



- Set for small double open end wrench
- Packaging: Sets in black plastic pouch

|  | <br>731415 |  |  | <br>g |
|---|---|---|---|--|
| 1931Z/12T   | 0107674   | 1   | 12  | 480  |

1931Z/10T 5/32, 3/16, 7/32, 1/4, 9/32, 5/16, 11/32, 3/8, 7/16, 1/2, 9/16, 5/8





# OPEN END WRENCHES

## 1933M/



## ELECTRONIC DOUBLE OPEN END WRENCHES

- Electronic double open end wrench
- Standards: DIN 934
- Material: High performance alloy steel
- Open end angle of 15° and 10° offset
- With equal openings at both ends
- Extra long and slim for work on electronic appliances and equipment etc
- Chrome plated micro matt finishing provides high quality surface
- Packaging: Sets in black plastic pouch

|   |            |   |   |       |
|---|------------|---|---|-------|
|   | <br>731415 |   |   | <br>g |
| 1933M/6T                                      | 1821654    | 1 | 6 | 70    |
| 1933M/6T 4x4, 4.5x4.5, 5x5, 5.5x5.5, 6x6, 7x7 |            |   |   |       |

## 3280M/



## ELECTRONIC DOUBLE OPEN END WRENCHES


- Magnetic wrench, on ring
- Material: High performance alloy steel
- 8 magnetic wrenches Nos 3280M
- 1 contact file No. 3280/1
- 1 feeler gauge No. 3280/2
- 1 screwdriver No. 3280/4
- Chrome plated micro matt finishing provides high quality surface

|   |            |   |       |
|---|------------|---|-------|
|   | <br>731415 |   | <br>g |
| 3280M   | 1071318    | 1 | 35    |
| 3280M 4, 4.5, 5, 5.5, 6, 6.5, 7, 7.5 mm, 3280/1, 3280/2, 3280/4 |            |   |       |








## 894M

## SINGLE OPEN END WRENCH



- Single open end wrenches
- Standards: ISO 3318 and DIN 894
- Material: Standard alloy steel
- Open end angle 15°
- Gunmetal finishing

|  | <br>731415 |  | <br>mm | L<br>mm | a<br>mm | b<br>mm | <br>g |
|---|---|---|---|---------|---------|---------|--|
| 894M-7  | 1833008   | 10  | 7   | 78      | 3.2     | 16      | 10   |
| 894M-8  | 1833015   | 10  | 8   | 94      | 3.5     | 18      | 14   |
| 894M-9  | 1833022   | 10  | 9   | 100     | 4.0     | 20      | 16   |
| 894M-10   | 1833039   | 10  | 10  | 106     | 4.5     | 22      | 20   |
| 894M-11   | 1833046   | 10  | 11  | 112     | 5.0     | 24      | 23   |
| 894M-12   | 1833053   | 10  | 12  | 125     | 5.0     | 26      | 30   |
| 894M-13   | 1833060   | 10  | 13  | 125     | 5.0     | 29      | 40   |
| 894M-14   | 1833077   | 10  | 14  | 140     | 5.5     | 30      | 40   |
| 894M-15   | 1833084   | 10  | 15  | 140     | 5.5     | 32      | 49   |
| 894M-17   | 1833091   | 10  | 17  | 158     | 6.0     | 36      | 55   |
| 894M-19   | 1833107   | 10  | 19  | 171     | 7.0     | 40      | 75   |
| 894M-22   | 1833114   | 5   | 22  | 195     | 8.0     | 46      | 100  |
| 894M-24   | 1833121   | 5   | 24  | 216     | 9.0     | 50      | 150  |
| 894M-27   | 1833138   | 5   | 27  | 240     | 10.0    | 56      | 215  |
| 894M-30   | 1833145   | 5   | 30  | 262     | 11.0    | 62      | 270  |
| 894M-32   | 1833152   | 5   | 32  | 274     | 12.0    | 67      | 320  |
| 894M-36   | 1833169   | 5   | 36  | 303     | 13.0    | 74      | 400  |
| 894M-38   | 1833176   | 1   | 38  | 305     | 13.0    | 78      | 420  |
| 894M-41   | 1833183   | 1   | 41  | 343     | 14.0    | 85      | 590  |
| 894M-46   | 1833190   | 1   | 46  | 378     | 15.0    | 94      | 750  |
| 894M-50   | 1833206   | 1   | 50  | 413     | 16.0    | 102     | 945  |
| 894M-55   | 1833213   | 1   | 55  | 457     | 17.0    | 113     | 1185   |
| 894M-60   | 1833220   | 1   | 60  | 492     | 18.0    | 122     | 1380   |
| 894M-65   | 1833237   | 1   | 65  | 528     | 19.0    | 132     | 1750   |
| 894M-70   | 1833244   | 1   | 70  | 573     | 20.0    | 142     | 2270   |
| 894M-75   | 1833251   | 1   | 75  | 608     | 21.0    | 152     | 2770   |
| 894M-80   | 1833268   | 1   | 80  | 644     | 22.0    | 162     | 3180   |
| 894M-85   | 1833275   | 1   | 85  | 690     | 23.0    | 174     | 3630   |
| 894M-90   | 1833282   | 1   | 90  | 690     | 25.0    | 174     | 3630   |
| 894M-95   | 1833299   | 1   | 95  | 850     | 25.0    | 195     | 5750   |
| 894M-100  | 1833305   | 1   | 100   | 1000    | 28.0    | 195     | 5530   |
| 894M-105  | 1833312   | 1   | 105   | 1000    | 28.0    | 215     | 7300   |
| 894M-110  | 1833329   | 1   | 110   | 1000    | 28.0    | 215     | 7300   |
| 894M-115  | 1833336   | 1   | 115   | 1000    | 28.0    | 215     | 7300   |
| 894M-120  | 1833343   | 1   | 120   | 1000    | 28.0    | 215     | 7300   |
| 894M-125  | 0132478   | 1   | 125   | 1000    | 28      | 225     | 7300   |
| 894M-130  | 0132485   | 1   | 130   | 1000    | 28      | 225     | 7600   |
| 894M-135  | 0132492   | 1   | 135   | 1000    | 28      | 225     | 7400   |








# OPEN END WRENCHES

## 895M

## DOUBLE OPEN END WRENCH



- Double open end wrenches
- Standards: ISO 1085 and DIN 895
- Material: Standard alloy steel
- Open end angle 15°
- Gunmetal finishing

|  | <br>731415 |  | <br>mm | L<br>mm | a<br>mm | b1<br>mm | b2<br>mm | <br>g |
|---|---|---|---|---------|---------|----------|----------|--|
| 895M-6-7  | 1832711   | 10  | 6x7   | 96      | 3.2     | 14       | 16       | 13   |
| 895M-8-9  | 1832728   | 10  | 8x9   | 109     | 4.0     | 18       | 20       | 20   |
| 895M-8-10   | 1832735   | 10  | 8x10  | 115     | 4.5     | 18       | 22       | 26   |
| 895M-10-11  | 1832742   | 10  | 10x11   | 124     | 5.0     | 22       | 24       | 32   |
| 895M-10-13  | 1832759   | 10  | 10x13   | 110     | 5.5     | 22       | 28       | 37   |
| 895M-13-17  | 1832803   | 5   | 13x17   | 155     | 6.0     | 30       | 36       | 64   |
| 895M-17-19  | 1832827   | 5   | 17x19   | 172     | 7.0     | 36       | 40       | 99   |
| 895M-19-22  | 1832834   | 5   | 19x22   | 195     | 8.0     | 40       | 46       | 140  |
| 895M-19-24  | 1832841   | 5   | 19x24   | 206     | 8.5     | 40       | 50       | 170  |
| 895M-22-24  | 1832858   | 5   | 22x24   | 220     | 9.0     | 46       | 50       | 186  |
| 895M-24-27  | 1832865   | 5   | 24x27   | 244     | 10.0    | 50       | 56       | 250  |
| 895M-24-30  | 1832872   | 5   | 24x30   | 265     | 11.0    | 56       | 67       | 385  |
| 895M-27-32  | 1832889   | 5   | 27x32   | 270     | 12.0    | 60       | 67       | 385  |
| 895M-30-32  | 1832896   | 5   | 30x32   | 275     | 12.0    | 62       | 67       | 405  |
| 895M-30-36  | 1832902   | 1   | 30x36   | 305     | 13.0    | 62       | 75       | 500  |
| 895M-32-36  | 1832919   | 1   | 32x36   | 307     | 13.0    | 67       | 75       | 530  |
| 895M-36-41  | 1832926   | 1   | 36x41   | 345     | 14.0    | 75       | 85       | 740  |
| 895M-41-46  | 1832933   | 1   | 41x46   | 381     | 15.0    | 85       | 93       | 955  |
| 895M-46-50  | 1832940   | 1   | 46x50   | 420     | 16.0    | 95       | 103      | 1180   |
| 895M-50-55  | 1832957   | 1   | 50x55   | 460     | 17.0    | 103      | 113      | 1590   |
| 895M-55-60  | 1832964   | 1   | 55x60   | 500     | 18.0    | 112      | 122      | 1950   |
| 895M-65-70  | 1832971   | 1   | 65x70   | 580     | 20.0    | 132      | 142      | 2930   |



## 2M

### DOUBLE RING END WRENCH, DEEP OFFSET




- Double end deep offset ring wrench in metric sizes
- Standards: ISO 1085, ISO 10104 and DIN 838
- Material: High performance alloy steel
- 12 points Dynamic-Drive Profile provides longer life for screws and nuts
- Chrome plated micro matt finishing provides high quality surface



|          | <br>731415 |   | <br>mm | L<br>mm | a1xa2<br>mm | b1xb2<br>mm | <br>g |
|----------|------------|---|--------|---------|-------------|-------------|-------|
| 2M-6-7   | 1001209    | 5 | 6x7    | 165     | 5.0x6.0     | 10.5x12.0   | 40    |
| 2M-8-9   | 1001216    | 5 | 8x9    | 180     | 6.0x6.5     | 13.0x14.5   | 55    |
| 2M-8-10  | 1001506    | 5 | 8x10   | 180     | 6.0x6.5     | 13.0x14.5   | 65    |
| 2M-10-11 | 1001223    | 5 | 10x11  | 190     | 7.0x7.5     | 16.1x18.1   | 85    |
| 2M-10-13 | 1001513    | 5 | 10x13  | 220     | 7.9x9.1     | 16.6x20.0   | 120   |
| 2M-12-13 | 1001230    | 5 | 12x13  | 210     | 8.0x8.5     | 18.7x20.8   | 125   |
| 2M-13-17 | 1343972    | 5 | 13x17  | 243     | 9.5x10.0    | 20.8x27.0   | 180   |
| 2M-14-15 | 1001247    | 5 | 14x15  | 226     | 8.5x9.5     | 22.5x24.5   | 155   |
| 2M-16-17 | 1001254    | 5 | 16x17  | 246     | 9.5x10.0    | 25.0x27.0   | 200   |
| 2M-16-18 | 1001575    | 5 | 16x18  | 246     | 9.5x10.0    | 25.0x27.0   | 190   |
| 2M-17-19 | 1000844    | 5 | 17x19  | 266     | 10.5x11.0   | 27.5x29.5   | 255   |
| 2M-18-19 | 1001261    | 5 | 18x19  | 266     | 10.5x11.0   | 27.5x29.5   | 260   |
| 2M-19-22 | 1000868    | 5 | 19x22  | 291     | 11.5x12.0   | 30.6x33.7   | 340   |
| 2M-20-22 | 1001278    | 5 | 20x22  | 291     | 11.5x12.0   | 30.6x33.7   | 350   |
| 2M-21-23 | 1001285    | 5 | 21x23  | 306     | 12.0x13.0   | 32.7x35.8   | 390   |
| 2M-22-24 | 1001612    | 5 | 22x24  | 306     | 12.0x13.0   | 32.7x35.8   | 450   |
| 2M-24-26 | 1001292    | 5 | 24x26  | 326     | 13.0x14.0   | 35.8x40.0   | 470   |
| 2M-24-27 | 1000899    | 5 | 24x27  | 326     | 13.0x14.0   | 35.8x40.0   | 530   |
| 2M-25-28 | 1001308    | 5 | 25x28  | 336     | 13.5x14.5   | 37.8x43.0   | 510   |
| 2M-27-29 | 0205332    | 5 | 27x29  | 351     | 14.0x15.0   | 42.0x46.0   | 594   |
| 2M-27-30 | 1001636    | 5 | 27x30  | 351     | 14.0x15.0   | 42.0x46.1   | 610   |
| 2M-27-32 | 1001322    | 5 | 27x32  | 353     | 14.0x16.0   | 42.0x49.5   | 620   |
| 2M-30-32 | 1000929    | 5 | 30x32  | 362     | 15.0x16.0   | 46.5x49.5   | 650   |
| 2M-32-36 | 1001667    | 1 | 32x36  | 416     | 17.0x18.0   | 49.5x55.5   | 850   |
| 2M-36-41 | 1001681    | 1 | 36x41  | 444     | 18.5x19.5   | 55.0x61.5   | 1170  |
| 2M-41-46 | 1001704    | 1 | 41x46  | 483     | 20.0x21.0   | 61.5x67.5   | 1450  |
| 2M-46-50 | 1001711    | 1 | 46x50  | 541     | 21.0x22.0   | 67.5x74.0   | 1700  |

## 2M/

### DOUBLE RING END WRENCH, DEEP OFFSET



- Set of double end deep offset ring wrenches
- Packaging: Sets in black plastic pouch

|        | <br>731415 |   |    | <br>g |
|--------|------------|---|----|-------|
| 2M/8T  | 1001391    | 1 | 8  | 1330  |
| 2M/12T | 1001414    | 1 | 12 | 3800  |

2M/8T 6x7, 8x9, 10x11, 12x13, 14x15, 16x17, 18x19, 20x22 mm

2M/12T 6x7, 8x9, 10x11, 12x13, 14x15, 16x17, 18x19, 20x22, 21x23, 24x27, 25x28, 30x32 mm





## RING END WRENCHES

2M/S

### DOUBLE RING END WRENCH, DEEP OFFSET



- Set of double end deep offset ring wrenches
- Packaging: Sets in cardboard box

|       |            |   |   |      |
|-------|------------|---|---|------|
|       | <br>731415 |   |   |      |
| 2M/S8 | 1827335    | 1 | 8 | 1680 |

2M/S8 6x7, 8x9, 10x11, 12x13, 14x15, 16x17, 18x19, 20x22



2Z

### DOUBLE RING END WRENCH, DEEP OFFSET



- Double end deep offset ring wrench in inch sizes
- Standards: ISO 1085, ISO 10104 and DIN 838
- Material: High performance alloy steel
- 12 points Dynamic-Drive Profile provides longer life for screws and nuts
- Chrome plated micro matt finishing provides high quality surface



|                 | <br>731415 |   |              | L<br>mm | a1xa2<br>mm | b1xb2<br>mm |     |
|-----------------|------------|---|--------------|---------|-------------|-------------|-----|
| 2Z-1/4-5/16     | 1001421    | 1 | 1/4x5/16     | 165     | 5x6         | 10.5x12     | 46  |
| 2Z-5/16-3/8     | 1001728    | 1 | 5/16x3/8     | 180     | 6x6.5       | 13x14.5     | 50  |
| 2Z-3/8-7/16     | 1001438    | 1 | 3/8x7/16     | 190     | 7x7.5       | 16.1x18.1   | 80  |
| 2Z-1/2-9/16     | 1001445    | 1 | 1/2x9/16     | 210     | 8x8.5       | 18.7x22.5   | 135 |
| 2Z-9/16-5/8     | 1001735    | 1 | 9/16x5/8     | 225.8   | 8.5x9.5     | 22.5x24.5   | 170 |
| 2Z-5/8-11/16    | 1001452    | 1 | 5/8x11/16    | 245.5   | 9.5x10      | 25x27       | 200 |
| 2Z-3/4-7/8      | 1001773    | 1 | 3/4x7/8      | 290.5   | 11.5x12     | 30.6x33.7   | 330 |
| 2Z-13/16-7/8    | 1001797    | 1 | 13/16x7/8    | 290.5   | 12x30       | 30.6x33.7   | 340 |
| 2Z-15/16-1      | 1001810    | 1 | 15/16x1      | 325.8   | 13x14       | 35.75x40    | 470 |
| 2Z-1-1.1/8      | 1001827    | 1 | 1x1 1/8      | 335.9   | 13.5x14.5   | 37.8x43     | 505 |
| 2Z-1.1/16-1.1/4 | 1001834    | 1 | 1 1/16x1 1/4 | 353     | 14x16       | 42x49.5     | 630 |








## S30

### DOUBLE RING END WRENCH, DEEP OFFSET



- Double ended deep offset ring wrenches in metric sizes
- Standards: DIN 838/ISO 1085 /ISO 10104
- Finish: Matt
- 12 points Dynamic-Drive Profile provides longer life for screws and nuts
- SB = Retail packed on a plastic info card






|  | <br>731415 |  | <br>mm | L<br>mm | a1xa2<br>mm | b1xb2<br>mm | <br>g |
|---|---|---|--|---------|-------------|-------------|--|
| SBS30-6-7   | 3009425   | 1   | 6x7  | 168     | 5.4x5.9     | 10.5x12.2   | 40   |
| SBS30-8-9   | 3009432   | 1   | 8x9  | 180     | 6.4x7.9     | 13.2x14.8   | 55   |
| SBS30-10-11   | 3009449   | 1   | 10x11  | 195     | 7.2x7.9     | 16.0x17.4   | 85   |
| SBS30-12-13   | 3009456   | 1   | 12x13  | 220     | 8.3x9.1     | 18.8x20.0   | 125  |
| SBS30-14-15   | 3009463   | 1   | 14x15  | 230     | 9.1x9.9     | 21.8x23.0   | 155  |
| SBS30-16-17   | 3009470   | 1   | 16x17  | 245     | 10.2x11.0   | 24.5x26.0   | 200  |
| SBS30-17-19   | 3010674   | 1   | 17x19  | 270     | 11.0x11.8   | 26.0x27.8   | 255  |
| SBS30-18-19   | 3009487   | 1   | 18x19  | 275     | 11.0x11.8   | 28.0x29.0   | 260  |
| SBS30-20-22   | 3009494   | 1   | 20x22  | 300     | 12.3x12.8   | 30.6x33.0   | 350  |
| SBS30-21-23   | 3009500   | 1   | 21x23  | 310     | 12.4x13.3   | 31.4x35.4   | 390  |
| SBS30-24-27   | 3009517   | 1   | 24x27  | 340     | 14.3x15.2   | 36.0x40.2   | 530  |
| SBS30-30-32   | 3009524   | 1   | 30x32  | 650     | 16.2x16.7   | 44.5x47.0   | 650  |

## 1300Z

### DOUBLE RING END WRENCH, OFFSET



- Double ring end wrench, offset, in inch sizes
- Material: High performance alloy steel
- 12 points Dynamic-Drive Profile provides longer life for screws and nuts
- Extra thin-walled heads, ring heads with 15° swan neck
- Chrome plated micro matt finishing provides high quality surface

|  | <br>731415 |  | <br>mm | L<br>mm | a1xa2<br>mm | b1xb2<br>mm | <br>g |
|---|---|---|--|---------|-------------|-------------|--|
| 1300Z-1/4-5/16  | 3000965   | 1   | 1/4x5/16   | 156     | 6.0x6.9     | 10.1x12.2   | 35   |
| 1300Z-3/8-7/16  | 1039981   | 1   | 3/8x7/16   | 193     | 7.7x8.5     | 14.4x16.5   | 50   |
| 1300Z-1/2-9/16  | 1039998   | 1   | 1/2x9/16   | 220     | 9.0x9.4     | 18.7x20.8   | 105  |
| 1300Z-19/32-11/16   | 1040000   | 1   | 19/32x11/16  | 258     | 10.8x11.6   | 23.0x25.1   | 171  |
| 1300Z-5/8-3/4   | 1040017   | 1   | 5/8x3/4  | 268     | 10.8x12.3   | 23.0x27.3   | 210  |
| 1300Z-25/32-13/16   | 3000972   | 1   | 25/32x13/16  | 300     | 12.3x13.1   | 27.3x29.4   | 300  |
| 1300Z-7/8-15/16   | 3005649   | 1   | 7/8x15/16  | 334     | 13.8x14.6   | 31.6x33.8   | 410  |
| 1300Z-15/16-1   | 3005656   | 1   | 15/16x1  | 352     | 14.6x15.3   | 33.8x35.9   | 460  |
| 1300Z-1-1.1/8   | 3000989   | 1   | 1x1.1/8  | 404     | 16.0x17.3   | 38.1x42.2   | 680  |





# RING END WRENCHES

4M

## DOUBLE RING END WRENCH, FLAT




- Double flat ring wrench in metric sizes
- Standards: ISO 1085, ISO 10103 and DIN 837
- Material: High performance alloy steel
- 12 points Dynamic-Drive Profile provides longer life for screws and nuts
- Thin-walled heads, both sides chamfered
- Chrome plated micro matt finishing provides high quality surface

|          | <br>731415 |    | <br>mm | L<br>mm | a<br>mm | b1<br>mm | b2<br>mm | <br>g |
|----------|------------|----|--------|---------|---------|----------|----------|-------|
| 4M-6-7   | 1829407    | 10 | 6x7    | 100     | 4.7     | 9.9      | 11.2     | 12    |
| 4M-8-9   | 1829414    | 10 | 8x 9   | 115     | 5.2     | 12.5     | 14.0     | 16    |
| 4M-10-11 | 1829438    | 10 | 10x11  | 130     | 6.4     | 15.5     | 16.5     | 24    |
| 4M-12-13 | 1829445    | 10 | 12x13  | 143     | 7.3     | 18.5     | 20.5     | 36    |
| 4M-14-15 | 1829476    | 10 | 14x15  | 157     | 7.3     | 21.0     | 22.5     | 48    |
| 4M-16-17 | 1829490    | 10 | 16x17  | 168     | 8.5     | 23.5     | 24.5     | 62    |
| 4M-17-19 | 1829506    | 10 | 17x19  | 185     | 9.0     | 25.5     | 27.0     | 76    |
| 4M-18-19 | 1829513    | 10 | 18x19  | 189     | 9.2     | 26.0     | 27.5     | 80    |
| 4M-20-22 | 1829520    | 10 | 20x22  | 200     | 10.5    | 28.0     | 31.5     | 120   |
| 4M-21-23 | 0205363    | 5  | 21x23  | 225     | 9.5     | 30.0     | 33.0     | 154   |
| 4M-24-26 | 0205370    | 1  | 24x26  | 250     | 11.0    | 35.0     | 38.0     | 210   |
| 4M-24-27 | 1829551    | 1  | 24x27  | 255     | 11.0    | 35.0     | 38.0     | 182   |
| 4M-25-28 | 0205387    | 1  | 25x28  | 275     | 11.0    | 38.0     | 41.0     | 280   |
| 4M-27-29 | 0205394    | 1  | 27x29  | 275     | 11.0    | 38.0     | 41.0     | 275   |
| 4M-30-32 | 1829575    | 1  | 30x32  | 285     | 12.8    | 42.5     | 45.0     | 280   |

4M/T

## DOUBLE RING END WRENCH, FLAT



- Set of double flat ring wrenches in metric sizes
- Packaging: Sets in black plastic pouch

|        | <br>731415  |   |    | <br>g |
|--------|---|---|----|-------|
| 4M/10T | 1829605   | 1 | 10 | 1070  |
| 4M/10T | 6x7, 8x9, 10x11, 12x13, 14x15, 16x17, 18x19, 20x22, 24x27, 30x32 mm |   |    |       |



## 4M/

### DOUBLE RING END WRENCH, FLAT



- Set of double flat ring wrenches in metric sizes
- Packaging: Set in standard cardboard box

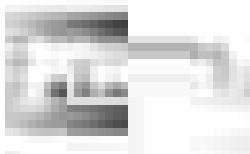
|      | <br>731415  |   |   | <br>g |
|------|---|---|---|-------|
| 4M/8 | 0180493   | 1 | 8 | 510   |
| 4M/8 | 6x7, 8x9, 10x11, 12x13, 14x15, 16x17, 18x19, 20x22 mm |   |   |       |

## 1943M

### STARTER AND MANIFOLD WRENCHES



- Starter and manifold double flat box wrench in metric sizes
- Material: High performance alloy steel
- Suitable for working in confined and hard to reach spaces
- 12 points Dynamic-Drive Profile provides longer life for screws and nuts
- Chrome plated micro matt finishing provides high quality surface



|             | <br>731415 |   | <br>mm | L<br>mm | a1xa2<br>mm | b1xb2<br>mm | <br>g |
|-------------|------------|---|--------|---------|-------------|-------------|-------|
| 1943M-11-13 | 1052829    | 1 | 11x13  | 150     | 7.0x7.5     | 17.0x19.5   | 75    |
| 1943M-13-15 | 1804732    | 1 | 13x15  | 185     | 8.5x9.0     | 21.0x24.0   | 115   |
| 1943M-13-17 | 1804749    | 1 | 13x17  | 185     | 8.5x9.0     | 21.0x25.0   | 115   |
| 1943M-14-16 | 1052836    | 1 | 14x16  | 185     | 8.5x9.0     | 21.0x25.0   | 115   |
| 1943M-14-17 | 1052843    | 1 | 14x17  | 185     | 8.5x9.0     | 21.5x25.0   | 115   |
| 1943M-15-17 | 1052850    | 1 | 15x17  | 185     | 8.5x9.0     | 22.0x25.0   | 115   |
| 1943M-19-22 | 1052867    | 1 | 19x22  | 235     | 11.5x12.0   | 28.5x32.0   | 220   |



# FLARE NUT WRENCHES

## 1949M

### FLARE-NUT WRENCH DOUBLE END OFFSET



- Flare nut wrench double end offset in metric sizes
- Standards: DIN 3118
- Material: High performance alloy steel
- 6 points: 8x9, 10x11, 10x12, 12x13, 12x14
- 12 points: 14x15 and 14x17 onwards
- Ring end angle 15° for knuckle clearance or better grip
- Applications for tube tightening in auto and plumbing environments
- Special deep head to protect and apply heavy torque on the screw
- Chrome plated micro matt finishing provides high quality surface

|             | <br>731415 |   | <br>mm | L<br>mm | a1xa2<br>mm | b1xb2<br>mm | c1xc2<br>mm | <br>g |
|-------------|------------|---|--------|---------|-------------|-------------|-------------|-------|
| 1949M-8-9   | 1304539    | 1 | 8x9    | 140     | 7.0x8.0     | 18.0x20.0   | 6x6.5       | 50    |
| 1949M-10-11 | 1055394    | 1 | 10x11  | 150     | 8.5x9.0     | 20.0x22.0   | 7x8.5       | 70    |
| 1949M-10-12 | 1055400    | 1 | 10x12  | 150     | 8.5x9.0     | 20.0x22.0   | 7x9.0       | 70    |
| 1949M-12-13 | 1055417    | 1 | 12x13  | 170     | 9.5x11.0    | 24.0x28.0   | 9x10.0      | 95    |
| 1949M-12-14 | 1055424    | 1 | 12x14  | 170     | 9.5x11.0    | 24.0x28.0   | 9x11.0      | 95    |
| 1949M-14-15 | 1304546    | 1 | 14x15  | 170     | 10.5x11.0   | 26.0x28.0   | 11x12.0     | 100   |
| 1949M-14-17 | 1055448    | 1 | 14x17  | 200     | 11.0x12.0   | 28.0x30.0   | 11x14.0     | 135   |
| 1949M-17-19 | 1055455    | 1 | 17x19  | 210     | 12.5x13.5   | 31.5x34.5   | 14x15.0     | 145   |
| 1949M-19-22 | 1055462    | 1 | 19x22  | 220     | 13.5x15.5   | 34.0x40.0   | 15x17.0     | 215   |
| 1949M-22-24 | 1304553    | 1 | 22x24  | 235     | 15.5x16.5   | 38.0x42.0   | 17x18.0     | 260   |
| 1949M-24-27 | 1055479    | 1 | 24x27  | 255     | 16.5x17.5   | 44.5x47.5   | 18x20.0     | 335   |
| 1949M-30-32 | 1304577    | 1 | 30x32  | 280     | 20.5x22.5   | 50.0x52.0   | 22x24.0     | 440   |

## 1949Z

### FLARE-NUT WRENCH DOUBLE END OFFSET



- Flare nut wrench double end offset in inch sizes
- Standards: DIN 3118
- Material: High performance alloy steel
- 12 points: 5/8-3/4 3/4-7/8 1-1.1/8
- 6 points: 3/8-7/16 1/2-9/16
- Ring end angle 15° for knuckle clearance or better grip
- Applications for tube tightening in auto and plumbing environments
- Special deep head to protect and apply heavy torque on the screw
- Chrome plated micro matt finishing provides high quality surface

|                | <br>731415 |   | <br>mm   | L<br>mm | a1xa2<br>mm | b1xb2<br>mm | c1xc2<br>mm | <br>g |
|----------------|------------|---|----------|---------|-------------|-------------|-------------|-------|
| 1949Z-3/8-7/16 | 1055486    | 1 | 3/8x7/16 | 150     | 8.5x9.0     | 20.0x22.0   | 7.0x8.5     | 60    |
| 1949Z-1/2-9/16 | 1055509    | 1 | 1/2x9/16 | 170     | 10.5x11.0   | 26.0x28.0   | 10.0x11.0   | 95    |
| 1949Z-5/8-3/4  | 1055523    | 1 | 5/8x3/4  | 210     | 12.5x13.5   | 31.5x34.5   | 13.5x15.0   | 155   |
| 1949Z-3/4-7/8  | 1055530    | 1 | 3/4x7/8  | 220     | 13.5x15.5   | 34.0x40.0   | 15.0x17.0   | 205   |
| 1949Z-1-1.1/8  | 1055547    | 1 | 1x1 1/8  | 255     | 16.5x17.5   | 44.5x47.5   | 19.0x21.0   | 290   |



## 1950M

## OPEN-RING WRENCHES


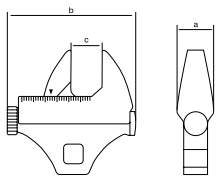



- Crowfoot wrench, flare nut
- Standards: ISO 1174 and DIN 3120
- Material: High performance alloy steel
- Protected and easy to use gear wrench
- Right and left direction
- Chrome plated bright finishing provides high quality surface

|          | <br>731415 |   | <br>mm |     | a<br>mm | b<br>mm | c<br>mm | <br>g |
|----------|------------|---|--------|-----|---------|---------|---------|-------|
| 1950M-10 | 1055738    | 1 | 10     | 1/4 | 13.5    | 18.2    | 7.1     | 16    |
| 1950M-12 | 1314941    | 1 | 12     | 1/4 | 14.0    | 20.6    | 9.0     | 20    |
| 1950M-13 | 1055752    | 1 | 13     | 1/4 | 14.0    | 22.2    | 10.0    | 20    |
| 1950M-14 | 1055769    | 1 | 14     | 1/4 | 14.0    | 22.2    | 11.0    | 20    |
| 1950M-17 | 1055783    | 1 | 17     | 3/8 | 17.5    | 27.3    | 14.0    | 40    |
| 1950M-19 | 1055790    | 1 | 19     | 3/8 | 18.5    | 29.0    | 15.8    | 40    |
| 1950M-21 | 1055806    | 1 | 21     | 3/8 | 18.5    | 31.3    | 16.2    | 45    |
| 1950M-22 | 1055813    | 1 | 22     | 3/8 | 19.0    | 33.5    | 17.0    | 57    |
| 1950M-24 | 1055820    | 1 | 24     | 3/8 | 19.5    | 35.7    | 18.0    | 57    |
| 1950M-26 | 1314996    | 1 | 26     | 3/8 | 20.0    | 37.7    | 19.0    | 63    |
| 1950M-27 | 1055844    | 1 | 27     | 3/8 | 21.4    | 40.0    | 20.0    | 92    |
| 1950M-30 | 1055868    | 1 | 30     | 1/2 | 22.5    | 48.0    | 22.0    | 155   |
| 1950M-32 | 1055875    | 1 | 32     | 1/2 | 22.5    | 48.0    | 24.0    | 137   |
| 1950M-36 | 1055905    | 1 | 36     | 1/2 | 24.0    | 52.0    | 27.0    | 107   |
| 1950M-41 | 1055936    | 1 | 41     | 1/2 | 24.5    | 58.0    | 31.0    | 169   |
| 1950M-46 | 1055967    | 1 | 46     | 1/2 | 26.0    | 64.2    | 34.0    | 229   |

## 1950MZ

## OPEN-RING WRENCHES




- 3/8" crowfoot adjustable wrench
- Standards: ISO 1174 and DIN 3120
- Material: High performance alloy steel
- Adjustable opening up to 29 mm and 1.1/8"
- Laser branded scale in mm and inches
- Chrome plated bright finishing provides high quality surface

|            | <br>731415 |   | <br>mm /<br>"      |     | a<br>mm | b<br>mm | c<br>mm | <br>g |
|------------|------------|---|--------------------|-----|---------|---------|---------|-------|
| 1950MZ-3/8 | 0130207    | 1 | 0-29 mm / 0-1.1/8" | 3/8 | 14.5    | 65      | 29      | 170   |



## 7444SG-M

## RING END SLOGGING WRENCHES



- Ring-end slogging wrench in metric sizes
- Standards: DIN 7444
- Material: Special steel
- 12 points profile ring
- Short and strong profiled handle and striking end for heavy duty applications
- Finish: Steel grey




|              | <br>731415 |   | <br>mm | L<br>mm | a<br>mm | b<br>mm | <br>g |
|--------------|------------|---|--------|---------|---------|---------|-------|
| 7444SG-M-24  | 0205400    | 1 | 24     | 165     | 15      | 43      | 235   |
| 7444SG-M-27  | 1829834    | 1 | 27     | 180     | 16      | 46      | 295   |
| 7444SG-M-30  | 1829841    | 1 | 30     | 190     | 17      | 52      | 400   |
| 7444SG-M-32  | 1829858    | 1 | 32     | 190     | 17      | 52      | 400   |
| 7444SG-M-34  | 1838560    | 1 | 34     | 205     | 18      | 57      | 400   |
| 7444SG-M-36  | 1829865    | 1 | 36     | 205     | 18      | 58      | 540   |
| 7444SG-M-38  | 0180936    | 1 | 38     | 205     | 18      | 58      | 540   |
| 7444SG-M-41  | 1829872    | 1 | 41     | 230     | 20      | 66      | 700   |
| 7444SG-M-42  | 1829889    | 1 | 42     | 230     | 20      | 66      | 700   |
| 7444SG-M-46  | 1829896    | 1 | 46     | 240     | 22      | 74      | 970   |
| 7444SG-M-50  | 1829919    | 1 | 50     | 255     | 24      | 80      | 1130  |
| 7444SG-M-55  | 1829926    | 1 | 55     | 270     | 25      | 86      | 1345  |
| 7444SG-M-60  | 1829933    | 1 | 60     | 280     | 26      | 93      | 1650  |
| 7444SG-M-65  | 1829940    | 1 | 65     | 300     | 30      | 102     | 2000  |
| 7444SG-M-70  | 1829957    | 1 | 70     | 330     | 33      | 110     | 2600  |
| 7444SG-M-75  | 1829964    | 1 | 75     | 330     | 33      | 110     | 2600  |
| 7444SG-M-80  | 1829971    | 1 | 80     | 360     | 36      | 126     | 3500  |
| 7444SG-M-85  | 1829988    | 1 | 85     | 360     | 36      | 126     | 3500  |
| 7444SG-M-90  | 1829995    | 1 | 90     | 390     | 40      | 142     | 5000  |
| 7444SG-M-95  | 1830007    | 1 | 95     | 390     | 40      | 142     | 5000  |
| 7444SG-M-100 | 1830014    | 1 | 100    | 420     | 45      | 155     | 6500  |
| 7444SG-M-105 | 1830021    | 1 | 105    | 420     | 45      | 155     | 6500  |
| 7444SG-M-110 | 1830038    | 1 | 110    | 450     | 48      | 170     | 7800  |
| 7444SG-M-115 | 1830045    | 1 | 115    | 450     | 48      | 170     | 7800  |
| 7444SG-M-120 | 1830052    | 1 | 120    | 480     | 54      | 182     | 9400  |
| 7444SG-M-125 | 1830069    | 1 | 125    | 480     | 54      | 182     | 8500  |
| 7444SG-M-130 | 1830076    | 1 | 130    | 520     | 58      | 202     | 13000 |
| 7444SG-M-135 | 1830083    | 1 | 135    | 520     | 58      | 202     | 11900 |
| 7444SG-M-140 | 1830090    | 1 | 140    | 520     | 58      | 202     | 12500 |
| 7444SG-M-145 | 1830106    | 1 | 145    | 580     | 64      | 228     | 18500 |
| 7444SG-M-150 | 1830113    | 1 | 150    | 580     | 64      | 228     | 18750 |
| 7444SG-M-155 | 1830120    | 1 | 155    | 580     | 64      | 228     | 18550 |
| 7444SG-M-160 | 0132508    | 1 | 160    | 580     | 64      | 228     | 18000 |
| 7444SG-M-165 | 0132515    | 1 | 165    | 650     | 70      | 565     | 25000 |
| 7444SG-M-170 | 0132522    | 1 | 170    | 650     | 70      | 565     | 25000 |
| 7444SG-M-175 | 0132539    | 1 | 175    | 650     | 70      | 565     | 25000 |



## 7444SG-Z

## RING END SLOGGING WRENCHES



- Ring-end slogging wrench in inch sizes
- Standards: DIN 7444
- Material: Special steel
- 12 points profile ring
- Short and strong profiled handle and striking end for heavy duty applications
- Finish: Steel grey

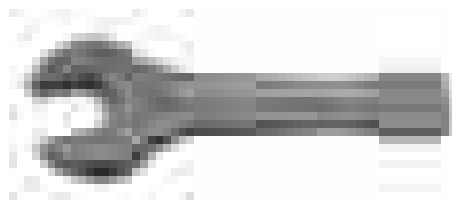


|                  | <br>731415 |   |         | L<br>mm | a<br>mm | b<br>mm | <br>g |
|------------------|------------|---|---------|---------|---------|---------|-------|
| 7444SG-Z-1.1/16  | 0132546    | 1 | 1 1/16  | 180     | 16      | 46      | 350   |
| 7444SG-Z-1.1/8   | 0132553    | 1 | 1 1/8   | 180     | 16      | 46      | 350   |
| 7444SG-Z-1.3/16  | 0132560    | 1 | 1 3/16  | 190     | 17      | 52      | 400   |
| 7444SG-Z-1.1/4   | 0132577    | 1 | 1 1/4   | 190     | 17      | 52      | 450   |
| 7444SG-Z-1.5/16  | 0132584    | 1 | 1 5/16  | 190     | 17      | 52      | 450   |
| 7444SG-Z-1.3/8   | 0132591    | 1 | 1 3/8   | 205     | 18      | 58      | 750   |
| 7444SG-Z-1.7/16  | 0132607    | 1 | 1 7/16  | 205     | 18      | 58      | 750   |
| 7444SG-Z-1.1/2   | 0132614    | 1 | 1 1/2   | 205     | 18      | 58      | 750   |
| 7444SG-Z-1.5/8   | 0132621    | 1 | 1 5/8   | 230     | 20      | 66      | 850   |
| 7444SG-Z-1.11/16 | 0132638    | 1 | 1 11/16 | 230     | 20      | 66      | 850   |
| 7444SG-Z-1.3/4   | 0132645    | 1 | 1 3/4   | 240     | 22      | 74      | 1050  |
| 7444SG-Z-1.13/16 | 0132652    | 1 | 1 13/16 | 240     | 22      | 74      | 1050  |
| 7444SG-Z-1.7/8   | 0132669    | 1 | 1 7/8   | 240     | 22      | 74      | 1050  |
| 7444SG-Z-2       | 0132676    | 1 | 2       | 255     | 24      | 80      | 1250  |
| 7444SG-Z-2.1/16  | 0132683    | 1 | 2 1/16  | 255     | 24      | 80      | 1250  |
| 7444SG-Z-2.1/8   | 0132690    | 1 | 2 1/8   | 270     | 25      | 86      | 1550  |
| 7444SG-Z-2.3/16  | 0132706    | 1 | 2 3/16  | 270     | 25      | 86      | 1550  |
| 7444SG-Z-2.1/4   | 0132713    | 1 | 2 1/4   | 270     | 25      | 86      | 1550  |
| 7444SG-Z-2.3/8   | 0132720    | 1 | 2 3/8   | 280     | 26      | 93      | 1650  |
| 7444SG-Z-2.9/16  | 0132744    | 1 | 2 9/16  | 300     | 30      | 102     | 2300  |
| 7444SG-Z-2.5/8   | 0132751    | 1 | 2 5/8   | 300     | 30      | 102     | 2300  |
| 7444SG-Z-2.3/4   | 0132768    | 1 | 2 3/4   | 330     | 33      | 110     | 2600  |
| 7444SG-Z-3       | 0132775    | 1 | 3       | 330     | 33      | 110     | 3350  |
| 7444SG-Z-3.1/8   | 0132782    | 1 | 3 1/8   | 360     | 36      | 126     | 3800  |
| 7444SG-Z-3.3/8   | 0132799    | 1 | 3 3/8   | 360     | 36      | 126     | 4200  |
| 7444SG-Z-3.1/2   | 0132805    | 1 | 3 1/2   | 390     | 40      | 142     | 5700  |
| 7444SG-Z-3.3/4   | 0132812    | 1 | 3 3/4   | 390     | 40      | 142     | 5700  |
| 7444SG-Z-3.7/8   | 0132829    | 1 | 3 7/8   | 420     | 45      | 155     | 6700  |
| 7444SG-Z-4       | 0132836    | 1 | 4       | 420     | 45      | 155     | 6700  |
| 7444SG-Z-4.1/8   | 0132843    | 1 | 4 1/8   | 420     | 45      | 155     | 6700  |
| 7444SG-Z-4.1/2   | 0132850    | 1 | 4 1/2   | 450     | 48      | 170     | 8500  |








## 133SGM

## OPEN END SLOGGING WRENCH




- Open end sledge hammer wrench in metric sizes
- Standards: DIN 133
- Material: Special steel, forged
- Angle 15°
- Short and strong profiled handle
- Striking end for heavy duty operations in shipyards, railways and other demanding industrial operations

|  | <br>731415 |  | <br>mm | L<br>mm | a<br>mm | b<br>mm | <br>g |
|---|---|---|--|---------|---------|---------|--|
| 133SGM-27   | 1828363   | 1   | 27   | 180     | 16.0    | 56      | 305  |
| 133SGM-30   | 1828370   | 1   | 30   | 190     | 17.0    | 62      | 430  |
| 133SGM-32   | 1828387   | 1   | 32   | 190     | 17.0    | 62      | 440  |
| 133SGM-36   | 1828394   | 1   | 36   | 215     | 17.5    | 76      | 700  |
| 133SGM-41   | 1828400   | 1   | 41   | 235     | 18.5    | 86      | 930  |
| 133SGM-46   | 1828417   | 1   | 46   | 255     | 20.0    | 98      | 1280   |
| 133SGM-50   | 1828424   | 1   | 50   | 275     | 21.0    | 105     | 1565   |
| 133SGM-55   | 1828431   | 1   | 55   | 300     | 23.0    | 116     | 1940   |
| 133SGM-60   | 1828448   | 1   | 60   | 320     | 24.5    | 128     | 2500   |
| 133SGM-65   | 1828455   | 1   | 65   | 342     | 27.0    | 138     | 3510   |
| 133SGM-70   | 1828462   | 1   | 70   | 375     | 30.0    | 154     | 4260   |
| 133SGM-75   | 1828479   | 1   | 75   | 375     | 30.0    | 154     | 5000   |
| 133SGM-80   | 1828486   | 1   | 80   | 408     | 34.0    | 174     | 5830   |
| 133SGM-85   | 1828493   | 1   | 85   | 408     | 34.0    | 174     | 5860   |
| 133SGM-90   | 1828509   | 1   | 90   | 445     | 38.0    | 194     | 8140   |
| 133SGM-95   | 1828516   | 1   | 95   | 445     | 38.0    | 194     | 8230   |
| 133SGM-100  | 1828523   | 1   | 100  | 485     | 44.0    | 215     | 11500  |
| 133SGM-105  | 1828530   | 1   | 105  | 485     | 44.0    | 215     | 11500  |
| 133SGM-110  | 1828547   | 1   | 110  | 510     | 47.0    | 235     | 13650  |
| 133SGM-115  | 1828554   | 1   | 115  | 510     | 47.0    | 235     | 13500  |
| 133SGM-120  | 1828561   | 1   | 120  | 545     | 50.0    | 255     | 17850  |



## 315M

### RING END SLOGGING WRENCH, DEEP OFFSET




- Ring end slogging wrench, deep offset, in metric sizes
- Material: Forged high carbon alloy steel for extra heavy duty strength
- 45 ° offset head
- 12 points profile ring
- Black oxide and waxed for a rust resistant finish



|         | <br>731415 |   | <br>mm | L<br>mm | a<br>mm | b<br>mm | <br>g |
|---------|------------|---|--------|---------|---------|---------|-------|
| 315M-27 | 0133291    | 1 | 27     | 279     | 22      | 51      | 1300  |
| 315M-30 | 0133307    | 1 | 30     | 279     | 22      | 51      | 1300  |
| 315M-32 | 0133314    | 1 | 32     | 279     | 22      | 51      | 1300  |
| 315M-36 | 0133321    | 1 | 36     | 317     | 29      | 70      | 2900  |
| 315M-41 | 0133345    | 1 | 41     | 317     | 28      | 70      | 2900  |
| 315M-46 | 0133352    | 1 | 46     | 324     | 29      | 79      | 2800  |
| 315M-50 | 0133369    | 1 | 50     | 324     | 29      | 79      | 2800  |
| 315M-55 | 0133376    | 1 | 55     | 355     | 35      | 92      | 4200  |
| 315M-60 | 0133383    | 1 | 60     | 355     | 35      | 92      | 4000  |
| 315M-65 | 0133390    | 1 | 65     | 362     | 35      | 101     | 4200  |
| 315M-70 | 0133406    | 1 | 70     | 406     | 44      | 124     | 7300  |
| 315M-75 | 0133413    | 1 | 75     | 406     | 44      | 124     | 7100  |
| 315M-80 | 0133420    | 1 | 80     | 406     | 44      | 124     | 6700  |

## 315Z

### RING END SLOGGING WRENCH, DEEP OFFSET



- Ring end slogging wrench, deep offset, in inch sizes
- Material: Forged high carbon alloy steel for extra heavy duty strength
- 45 ° offset head
- 12 points profile ring
- Black oxide and waxed for a rust resistant finish



|              | <br>731415 |   | <br>mm  | L<br>mm | a<br>mm | b<br>mm | <br>g |
|--------------|------------|---|---------|---------|---------|---------|-------|
| 315Z-1.1/16  | 0133437    | 1 | 1.1/16  | 279     | 23      | 51      | 1300  |
| 315Z-1.1/8   | 0133444    | 1 | 1.1/8   | 279     | 23      | 51      | 1300  |
| 315Z-1.3/16  | 0133451    | 1 | 1.3/16  | 279     | 23      | 54      | 1300  |
| 315Z-1.1/4   | 0133468    | 1 | 1.1/4   | 279     | 23      | 54      | 1300  |
| 315Z-1.5/16  | 0133475    | 1 | 1.5/16  | 279     | 23      | 54      | 1300  |
| 315Z-1.3/8   | 0133482    | 1 | 1.3/8   | 279     | 23      | 54      | 1200  |
| 315Z-1.7/16  | 0133499    | 1 | 1.7/16  | 317     | 29      | 70      | 2900  |
| 315Z-1.1/2   | 0133505    | 1 | 1.1/2   | 317     | 29      | 70      | 2900  |
| 315Z-1.5/8   | 0133512    | 1 | 1.5/8   | 317     | 29      | 70      | 2800  |
| 315Z-1.11/16 | 0133529    | 1 | 1.11/16 | 317     | 29      | 73      | 2800  |
| 315Z-1.3/4   | 0133536    | 1 | 1.3/4   | 317     | 29      | 73      | 2800  |
| 315Z-1.13/16 | 0133543    | 1 | 1.13/16 | 317     | 29      | 76      | 2800  |
| 315Z-1.7/8   | 0133550    | 1 | 1.7/8   | 317     | 29      | 76      | 2800  |
| 315Z-1.15/16 | 0133567    | 1 | 1.15/16 | 317     | 29      | 76      | 2800  |
| 315Z-2       | 0133574    | 1 | 2       | 324     | 29      | 79      | 2800  |
| 315Z-2.1/16  | 0133581    | 1 | 2.1/16  | 324     | 29      | 79      | 2700  |
| 315Z-2.1/8   | 0133598    | 1 | 2.1/8   | 355     | 35      | 92      | 4200  |
| 315Z-2.3/16  | 0133604    | 1 | 2.3/16  | 355     | 35      | 95      | 4200  |
| 315Z-2.1/4   | 0133611    | 1 | 2.1/4   | 355     | 35      | 95      | 4200  |
| 315Z-2.5/16  | 0133628    | 1 | 2.5/16  | 355     | 35      | 95      | 4200  |
| 315Z-2.3/8   | 0133635    | 1 | 2.3/8   | 355     | 35      | 95      | 4100  |
| 315Z-2.1/2   | 0133642    | 1 | 2.1/2   | 362     | 34      | 101     | 4200  |
| 315Z-2.9/16  | 0133659    | 1 | 2.9/16  | 362     | 34      | 105     | 4200  |
| 315Z-2.5/8   | 0133666    | 1 | 2.5/8   | 362     | 34      | 105     | 4100  |
| 315Z-2.3/4   | 0133673    | 1 | 2.3/4   | 406     | 45      | 124     | 7000  |
| 315Z-2.7/8   | 0133680    | 1 | 2.7/8   | 406     | 45      | 124     | 7200  |
| 315Z-2.15/16 | 0133697    | 1 | 2.15/16 | 355     | 35      | 95      | 4200  |
| 315Z-3       | 0133703    | 1 | 3       | 406     | 45      | 124     | 6900  |
| 315Z-3.1/8   | 0133840    | 1 | 3.1/8   | 406     | 45      | 126     | 6800  |





# HEAVY DUTY WRENCHES

## 310M

### RING END HEAVY DUTY WRENCH, DEEP OFFSET



- Ring end heavy duty wrench, deep offset, in metric sizes
- Material: High performance alloy steel
- Without tubular handle
- 12 points profile ring
- Suitable for robust construction and for work under very tough conditions



|         | <br>731415 |   | <br>mm | L<br>mm | a<br>mm | b<br>mm | h<br>mm | <br>g |
|---------|------------|---|--------|---------|---------|---------|---------|-------|
| 310M-24 | 1829612    | 1 | 24     | 180     | 17.0    | 38      | 29.5    | 380   |
| 310M-27 | 1829629    | 1 | 27     | 190     | 17.0    | 41      | 31.5    | 410   |
| 310M-30 | 1829636    | 1 | 30     | 200     | 18.0    | 48      | 33.5    | 510   |
| 310M-32 | 1829643    | 1 | 32     | 235     | 18.0    | 49      | 34.0    | 740   |
| 310M-36 | 1829650    | 1 | 36     | 245     | 20.0    | 54      | 35.5    | 780   |
| 310M-38 | 1829667    | 1 | 38     | 250     | 21.0    | 56      | 37.5    | 860   |
| 310M-41 | 1829674    | 1 | 41     | 265     | 22.0    | 62      | 39.5    | 980   |
| 310M-46 | 1829681    | 1 | 46     | 280     | 23.0    | 69      | 40.0    | 1280  |
| 310M-50 | 1829698    | 1 | 50     | 290     | 25.5    | 76      | 42.5    | 1400  |
| 310M-55 | 1829704    | 1 | 55     | 300     | 28.0    | 81      | 45.5    | 1570  |
| 310M-60 | 1829711    | 1 | 60     | 345     | 30.5    | 90      | 49.0    | 2340  |
| 310M-65 | 1829728    | 1 | 65     | 355     | 33.0    | 98      | 53.0    | 2580  |
| 310M-70 | 1829735    | 1 | 70     | 365     | 35.5    | 105     | 55.0    | 2800  |
| 310M-75 | 1829742    | 1 | 75     | 375     | 38.0    | 110     | 57.5    | 3050  |
| 310M-80 | 1829759    | 1 | 80     | 385     | 40.5    | 125     | 59.0    | 3900  |
| 310M-85 | 1829766    | 1 | 85     | 385     | 40.5    | 125     | 59.0    | 3900  |
| 310M-90 | 1829773    | 1 | 90     | 410     | 45.0    | 140     | 63.0    | 5000  |
| 310M-95 | 1829780    | 1 | 95     | 410     | 45.0    | 140     | 63.0    | 5000  |

## R310

### TUBULAR HANDLE



- Tubular handle
- Material: High performance alloy steel
- Finish: Zinc-plated
- Handle to be used together with the ring wrench 310M

|        | <br>731415 |   | ∅<br>mm | <br>mm | <br>mm | <br>g |
|--------|------------|---|---------|--------|--------|-------|
| R310-0 | 1829797    | 1 | 19      | 24-30  | 460    | 595   |
| R310-1 | 1829803    | 1 | 22      | 32-41  | 610    | 1110  |
| R310-2 | 1829810    | 1 | 25      | 46-55  | 760    | 2150  |
| R310-3 | 1829827    | 1 | 30      | 60-95  | 860    | 2900  |



## 28M

### DOUBLE HEAD SOCKET WRENCHES OFFSET




- Double head socket wrench, offset in metric sizes
- Standards: ISO 2236
- Material: High performance alloy steel
- 12 points Dynamic-Drive Profile in offset ring
- 6 points Dynamic-Drive Profile in straight ring
- Go through in offset and deep socket in straight side to use even for long thread bar
- Chrome plated micro matt finishing provides high quality surface



|        | <br>731415 |   | <br>mm | L<br>mm | h<br>mm | d<br>mm | e<br>Ø mm | <br>g |
|--------|------------|---|--------|---------|---------|---------|-----------|-------|
| 28M-6  | 1834630    | 5 | 6      | 95      | 17      | 10.0    | 5         | 22    |
| 28M-7  | 1834647    | 5 | 7      | 100     | 19      | 11.0    | 5         | 35    |
| 28M-8  | 1834654    | 5 | 8      | 110     | 24      | 12.0    | 7         | 40    |
| 28M-9  | 1834661    | 5 | 9      | 115     | 25      | 13.0    | 7         | 60    |
| 28M-10 | 1834678    | 5 | 10     | 125     | 27      | 14.5    | 7         | 80    |
| 28M-11 | 1834685    | 5 | 11     | 130     | 29      | 16.5    | 8         | 100   |
| 28M-12 | 1834692    | 5 | 12     | 145     | 31      | 17.5    | 9         | 120   |
| 28M-13 | 1834708    | 5 | 13     | 160     | 34      | 19.0    | 9         | 140   |
| 28M-14 | 1834715    | 5 | 14     | 175     | 36      | 20.5    | 10        | 160   |
| 28M-15 | 1834722    | 5 | 15     | 180     | 38      | 21.5    | 10        | 195   |
| 28M-16 | 1834739    | 5 | 16     | 190     | 43      | 23.0    | 13        | 235   |
| 28M-17 | 1834746    | 5 | 17     | 195     | 44      | 24.5    | 13        | 300   |
| 28M-18 | 1834753    | 3 | 18     | 200     | 45      | 25.5    | 14        | 370   |
| 28M-19 | 1834760    | 3 | 19     | 210     | 48      | 27.0    | 14        | 405   |
| 28M-20 | 0122561    | 3 | 20     | 220     | 50      | 28      | 15        | 435   |
| 28M-21 | 1834777    | 3 | 21     | 225     | 51      | 29.5    | 15        | 460   |
| 28M-22 | 1834784    | 3 | 22     | 235     | 53      | 31.0    | 16        | 520   |
| 28M-23 | 0122578    | 3 | 23     | 245     | 58      | 32.5    | 16        | 555   |
| 28M-24 | 1834791    | 3 | 24     | 255     | 60      | 33.5    | 18        | 640   |
| 28M-25 | 0122585    | 3 | 25     | 260     | 58      | 35      | 18        | 755   |
| 28M-26 | 0122592    | 3 | 26     | 265     | 58      | 36.5    | 20        | 785   |
| 28M-27 | 1834807    | 3 | 27     | 275     | 63      | 37.0    | 20        | 850   |
| 28M-28 | 0122608    | 1 | 28     | 285     | 63      | 39      | 22        | 990   |
| 28M-29 | 0122615    | 1 | 29     | 295     | 63      | 40      | 22        | 1100  |
| 28M-30 | 1834814    | 1 | 30     | 305     | 75      | 41.0    | 24        | 1015  |
| 28M-32 | 1834821    | 1 | 32     | 330     | 75      | 44.0    | 24        | 1115  |

## 28M/

### DOUBLE HEAD SOCKET WRENCHES OFFSET



- Set of double head socket wrench, offset
- Packaging: In cardboard box

|        | <br>731415 |   |    | <br>g |
|--------|------------|---|----|-------|
| 28M/8  | 1838119    | 1 | 8  | 1700  |
| 28M/11 | 1838126    | 1 | 11 | 2200  |
| 28M/12 | 1838133    | 1 | 12 | 2300  |
| 28M/15 | 1838140    | 1 | 15 | 4000  |

|        |   |
|--------|---|
| 28M/8  | 8, 10, 11, 13, 16, 17, 18, 19 mm                            |
| 28M/11 | 8, 9, 10, 11, 12, 13, 14, 15, 17, 19, 22 mm                 |
| 28M/12 | 8, 9, 10, 11, 12, 13, 14, 15, 16, 17, 18, 19 mm             |
| 28M/15 | 8, 9, 10, 11, 12, 13, 14, 15, 16, 17, 18, 19, 21, 22, 24 mm |





## 29M

## DOUBLE HEAD SOCKET WRENCHES OFFSET



- Double head socket wrench, offset in metric sizes
- Standards: ISO 2236
- Material: High performance alloy steel
- 6 points Dynamic-Drive Profile in offset ring
- 6 points Dynamic-Drive Profile in straight ring
- Go through in offset and deep socket in straight side to use even for long thread bar
- Chrome plated micro matt finishing provides high quality surface

|        | <br>731415 |   | <br>mm | L<br>mm | h<br>mm | d<br>mm | e<br>Ø mm | <br>g |
|--------|------------|---|--------|---------|---------|---------|-----------|-------|
| 29M-6  | 0122271    | 5 | 6      | 97      | 17      | 10      | 6         | 42    |
| 29M-7  | 0122288    | 5 | 7      | 105     | 19      | 11      | 7         | 44    |
| 29M-8  | 0122295    | 5 | 8      | 115     | 21      | 12      | 8         | 77    |
| 29M-9  | 0122301    | 5 | 9      | 126     | 22      | 13      | 9         | 86    |
| 29M-10 | 0122318    | 5 | 10     | 136     | 25      | 15      | 10        | 102   |
| 29M-11 | 0122325    | 5 | 11     | 145     | 28      | 16.5    | 11        | 116   |
| 29M-12 | 0122332    | 5 | 12     | 157     | 29      | 17.5    | 12        | 165   |
| 29M-13 | 0122349    | 5 | 13     | 168     | 31      | 19      | 13        | 181   |
| 29M-14 | 0122356    | 5 | 14     | 178     | 33      | 20.5    | 14        | 258   |
| 29M-15 | 0122363    | 5 | 15     | 187     | 36      | 21.5    | 15        | 276   |
| 29M-16 | 0122370    | 5 | 16     | 200     | 38      | 23      | 16        | 370   |
| 29M-17 | 0122387    | 5 | 17     | 208     | 40      | 24.5    | 17        | 410   |
| 29M-18 | 0122394    | 3 | 18     | 220     | 42      | 25.5    | 18        | 436   |
| 29M-19 | 0122400    | 3 | 19     | 232     | 43      | 27      | 19        | 464   |
| 29M-20 | 0122417    | 3 | 20     | 243     | 46      | 28      | 20        | 585   |
| 29M-21 | 0122424    | 3 | 21     | 252     | 48      | 29.5    | 21        | 644   |
| 29M-22 | 0122431    | 3 | 22     | 266     | 50      | 31      | 22        | 695   |
| 29M-23 | 0122448    | 3 | 23     | 278     | 52      | 32.5    | 23        | 745   |
| 29M-24 | 0122455    | 3 | 24     | 288     | 55      | 33.5    | 24        | 933   |
| 29M-25 | 0122462    | 3 | 25     | 299     | 58      | 35      | 25        | 988   |
| 29M-26 | 0122479    | 3 | 26     | 312     | 60      | 36.5    | 26        | 1044  |
| 29M-27 | 0122486    | 3 | 27     | 323     | 61      | 37      | 27        | 1091  |
| 29M-28 | 0122493    | 1 | 28     | 334     | 64      | 39      | 28        | 1318  |
| 29M-29 | 0122509    | 1 | 29     | 345     | 66      | 40      | 29        | 1357  |
| 29M-30 | 0122516    | 1 | 30     | 357     | 68      | 41      | 30        | 1398  |
| 29M-32 | 0122523    | 1 | 32     | 381     | 72      | 44      | 32        | 1606  |

## 29M/

## DOUBLE HEAD SOCKET WRENCHES OFFSET



- Set of double head socket wrench, offset
- Packaging: In cardboard box

|        | <br>731415  |   | <br>g |
|--------|---|---|-------|
| 29M/8  | 0122530   | 1 | 1850  |
| 29M/10 | 0122547   | 1 | 2060  |
| 29M/14 | 0122554   | 1 | 4000  |
| 29M/8  | 8, 10, 12, 13, 14, 17, 19, 22 mm                        |   |       |
| 29M/10 | 8, 10, 11, 12, 13, 14, 16, 17, 18, 19 mm                |   |       |
| 29M/14 | 8, 9, 10, 11, 12, 13, 14, 16, 17, 19, 21, 22, 23, 24 mm |   |       |



## 1936M

### DOUBLE HEAD SOCKET WRENCHES



- Double head socket wrench in metric sizes
- Standards: DIN 896-B
- Material: Special steel of chrome-molybdenum
- Tubular, straight
- Chrome plated micro matt finishing provides high quality surface

|             | <br>731415 |   | <br>mm | L<br>mm | d1<br>mm | d2<br>mm | <br>mm | <br>g |
|-------------|------------|---|--------|---------|----------|----------|--------|-------|
| 1936M-6-7   | 1051389    | 5 | 6x7    | 102     | 10.0     | 11.0     | 6      | 25    |
| 1936M-8-9   | 1051396    | 5 | 8x9    | 102     | 13.0     | 14.0     | 6      | 35    |
| 1936M-8-10  | 1830137    | 5 | 8x10   | 117     | 13.5     | 16.0     | 6      | 65    |
| 1936M-10-11 | 1051402    | 5 | 10x11  | 117     | 16.0     | 17.0     | 8      | 65    |
| 1936M-10-13 | 1344146    | 5 | 10x13  | 137     | 16.0     | 20.0     | 8      | 95    |
| 1936M-12-13 | 1051419    | 5 | 12x13  | 137     | 19.0     | 20.0     | 8      | 95    |
| 1936M-13-17 | 1830144    | 5 | 13x17  | 147     | 20.5     | 25.5     | 10     | 160   |
| 1936M-14-15 | 1051426    | 5 | 14x15  | 137     | 21.0     | 22.5     | 8      | 95    |
| 1936M-14-17 | 1051129    | 5 | 14x17  | 147     | 21.5     | 25.5     | 10     | 160   |
| 1936M-16-17 | 1051433    | 5 | 16x17  | 147     | 24.0     | 25.5     | 10     | 160   |
| 1936M-17-19 | 1051136    | 5 | 17x19  | 152     | 25.5     | 28.0     | 12     | 180   |
| 1936M-18-19 | 1051440    | 5 | 18x19  | 152     | 26.5     | 28.0     | 12     | 180   |
| 1936M-19-22 | 1051150    | 5 | 19x22  | 162     | 28.0     | 31.5     | 12     | 215   |
| 1936M-20-22 | 1830151    | 5 | 20x22  | 162     | 29.0     | 31.5     | 12     | 215   |
| 1936M-21-23 | 1830168    | 5 | 21x23  | 162     | 30.5     | 33.0     | 14     | 265   |
| 1936M-22-24 | 1830175    | 5 | 22x24  | 177     | 32.0     | 34.5     | 14     | 285   |
| 1936M-24-26 | 1830182    | 5 | 24x26  | 177     | 34.5     | 37.0     | 14     | 350   |
| 1936M-24-27 | 1051181    | 5 | 24x27  | 177     | 34.5     | 38.0     | 14     | 350   |
| 1936M-25-28 | 1830199    | 1 | 25x28  | 192     | 35.5     | 39.0     | 16     | 380   |
| 1936M-30-32 | 1051501    | 1 | 30x32  | 192     | 41.5     | 44.0     | 16     | 450   |
| 1936M-30-34 | 1838577    | 1 | 30x34  | 210     | 40.5     | 44.0     | 16     | 502   |
| 1936M-36-41 | 1830205    | 1 | 36x41  | 213     | 50.0     | 56.0     | 18     | 730   |
| 1936M-46-50 | 1830212    | 1 | 46x50  | 233     | 62.0     | 66.5     | 20     | 950   |

## 1936M/

### DOUBLE HEAD SOCKET WRENCHES



- Set of double head socket wrench
- Packaging: Cardboard box

|          | <br>731415   |   | <br>g |
|----------|--|---|-------|
| 1936M/7  | 1830243  | 1 | 1185  |
| 1936M/12 | 1830250  | 1 | 2685  |
| 1936M/7  | 26S-610, 26S-1216, 8x9, 10x11, 12x13, 14x15, 16x17, 18x19, 20x22 mm                                  |   |       |
| 1936M/12 | 26S-610, 26S-1216, 6x7, 8x9, 10x11, 12x13, 14x15, 16x17, 18x19, 20x22, 21x23, 24x27, 25x28, 30x32 mm |   |       |



## 27M

## DOUBLE HEAD SOCKET WRENCHES

- Double head socket wrench in metric sizes
- Standards: UNE 16586
- Material: High performance alloy steel
- Hardness: 42-48 Hrc
- With hole to locate stud
- 6 points Dynamic-Drive Profile provides longer life for screws and nuts
- Sizes marked with \* in the table have a hole along the shank
- Chrome plated micro matt finishing provides high quality surface
- SB = Retail pack on a plastic info card

|             | <br>731415 |    | <br>mm | L<br>mm | d1<br>mm | d2<br>mm | <br>g |
|-------------|------------|----|--------|---------|----------|----------|-------|
| 27M-6-7     | 0180509    | 10 | 6x7    | 103     | 10.0     | 11.0     | 31    |
| 27M-8-9     | 0180516    | 10 | 8x9    | 108     | 12.5     | 13.5     | 53    |
| 27M-10-11   | 0180523    | 10 | 10x11  | 120     | 15.0     | 16.0     | 78    |
| 27M-12-13   | 0180547    | 10 | 12x13  | 138     | 17.0     | 19.0     | 127   |
| 27M-13-17   | 0180790    | 10 | 13x17* | 153     | 20       | 24       | 176   |
| 27M-14-15   | 0180554    | 10 | 14x15  | 143     | 20.0     | 21.0     | 152   |
| 27M-16-17   | 0180561    | 10 | 16x17* | 153     | 22.0     | 24.0     | 185   |
| 27M-16-18   | 0180806    | 10 | 16x18* | 158     | 24.0     | 25.0     | 219   |
| 27M-18-19   | 0180578    | 10 | 18x19* | 163     | 25.0     | 26.0     | 235   |
| 27M-20-22   | 0180585    | 10 | 20x22* | 173     | 28.0     | 30.0     | 312   |
| 27M-21-23   | 0180592    | 5  | 21x23* | 183     | 29.0     | 31.0     | 359   |
| 27M-21-24   | 0180813    | 5  | 21x24* | 183     | 30.0     | 33.0     | 391   |
| 27M-24-26   | 0180608    | 5  | 24x26* | 193     | 33.0     | 35.0     | 438   |
| 27M-24-27   | 0180820    | 5  | 24x27* | 193     | 33.0     | 37.0     | 466   |
| 27M-25-28   | 0180622    | 5  | 25x28* | 203     | 34.0     | 37.0     | 535   |
| 27M-27-29   | 0180639    | 5  | 27x29* | 592     | 37.0     | 39.0     | 592   |
| 27M-30-32   | 0180646    | 5  | 30x32* | 208     | 40.0     | 43.0     | 737   |
| SB27M-6-7   | 0180837    | 10 | 6x7    | 103     | 10.0     | 11.0     | 31    |
| SB27M-8-9   | 0180844    | 10 | 8x9    | 108     | 12.5     | 13.5     | 53    |
| SB27M-10-11 | 0180851    | 10 | 10x11  | 120     | 15.0     | 16.0     | 78    |
| SB27M-12-13 | 0180868    | 10 | 12x13  | 138     | 17.0     | 19.0     | 127   |
| SB27M-14-15 | 0180875    | 10 | 14x15  | 143     | 20.0     | 21.0     | 152   |
| SB27M-16-17 | 0180882    | 10 | 16x17* | 153     | 22       | 24       | 185   |
| SB27M-18-19 | 0180899    | 10 | 18x19* | 163     | 25.0     | 26.0     | 235   |
| SB27M-20-22 | 0180905    | 10 | 20x22* | 173     | 28.0     | 30.0     | 312   |
| SB27M-21-23 | 0180912    | 5  | 21x23* | 183     | 29.0     | 31.0     | 359   |
| SB27M-24-26 | 0180929    | 5  | 24x26* | 193     | 33.0     | 35.0     | 438   |

## 27M/

## DOUBLE HEAD SOCKET WRENCHES

- Set of double head socket wrench
- Packaging: In cardboard box

|        | <br>731415  |   | <br>g |
|--------|---|---|-------|
| 27M/6  | 0180653   | 1 | 650   |
| 27M/8  | 0180660   | 1 | 1206  |
| 27M/10 | 0180677   | 1 | 2000  |
| 27M/12 | 0180684   | 1 | 3270  |
| 27M/6  | 6x7, 8x9, 10x11, 12x13, 14x15, 16x17 mm   |   |       |
| 27M/8  | 6x7, 8x9, 10x11, 12x13, 14x15, 16x17, 18x19, 20x22 mm                             |   |       |
| 27M/10 | 6x7, 8x9, 10x11, 12x13, 14x15, 16x17, 18x19, 20x22, 21x23, 24x26 mm               |   |       |
| 27M/12 | 6x7, 8x9, 10x11, 12x13, 14x15, 16x17, 18x19, 20x22, 21x23, 24x26, 25x28, 30x32 mm |   |       |



## 27M/T



### DOUBLE HEAD SOCKET WRENCHES

- Set of double head socket wrench
- Packaging: In plastic pouch

|         | <br>731415 |   |      |
|---------|------------|---|------|
| 27M/8T  | 0180776    | 1 | 1310 |
| 27M/12T | 0180783    | 1 | 3350 |

|         |   |  |
|---------|---|--|
| 27M/8T  | 6x7, 8x9, 10x11, 12x13, 14x15, 16x17, 18x19, 20x22 mm                             |  |
| 27M/12T | 6x7, 8x9, 10x11, 12x13, 14x15, 16x17, 18x19, 20x22, 21x23, 24x26, 25x28, 30x32 mm |  |

## 26S



### STEPPED TOMMY BAR

- Stepped tommy bar
- Material: High performance alloy steel
- Chrome plated micro matt finishing provides high quality surface

|          | <br>731415 |   | <br>mm   | <br>mm |     |
|----------|------------|---|----------|--------|-----|
| 26S-610  | 1830229    | 1 | 6 8 10   | 195    | 110 |
| 26S-1216 | 1830236    | 1 | 12 14 16 | 390    | 585 |

## 4040M



### FLEX-HEAD WRENCHES


- Double ended flex-head wrenches with double hexagon sockets in metric sizes
- Material: High performance alloy steel
- Chrome plated micro matt finishing provides high quality surface
- 12 points Dynamic-Drive Profile provides longer life for screws and nuts
- Both heads 180° swivelling. New design of the sockets for better accessibility
- Retail packed on a plastic card

|             | <br>731415 |   | <br>mm | <br>mm | <br>mm | <br>mm |     |
|-------------|------------|---|--------|--------|--------|--------|-----|
| 4040M-6-7   | 1831967    | 1 | 6x7    | 192    | 9.1    | 10.3   | 77  |
| 4040M-8-9   | 1078270    | 1 | 8x9    | 194    | 11.6   | 12.8   | 78  |
| 4040M-10-11 | 1078287    | 1 | 10x11  | 199    | 14.1   | 15.3   | 87  |
| 4040M-10-13 | 3000750    | 1 | 10x13  | 221    | 14.1   | 17.8   | 155 |
| 4040M-12-13 | 1078294    | 1 | 12x13  | 224    | 16.6   | 17.8   | 160 |
| 4040M-13-17 | 1804565    | 1 | 13x17  | 249    | 17.8   | 22.8   | 198 |
| 4040M-14-15 | 1078300    | 1 | 14x15  | 249    | 19.1   | 20.3   | 198 |
| 4040M-16-17 | 1078317    | 1 | 16x17  | 253    | 21.6   | 22.8   | 209 |
| 4040M-16-18 | 1839635    | 1 | 16x18  | 279    | 21.6   | 24.2   | 298 |
| 4040M-17-19 | 1804572    | 1 | 17x19  | 280    | 22.8   | 25.3   | 312 |
| 4040M-18-19 | 1078324    | 1 | 18x19  | 303    | 24.2   | 25.3   | 393 |
| 4040M-20-22 | 1078331    | 1 | 20x22  | 305    | 26.6   | 29.1   | 403 |
| 4040M-21-23 | 1078348    | 1 | 21x23  | 306    | 27.8   | 30.5   | 490 |
| 4040M-24-27 | 1831974    | 1 | 24x27  | 333    | 31.8   | 36.7   | 648 |



# TUBULAR WRENCHES

## 4040M/6T



### FLEX-HEAD WRENCHES

- Set of double ended flex-head wrenches with double hexagon sockets
- Packaging: In black plastic wallet with Velcro® fastening

|          |            |   |   |       |
|----------|------------|---|---|-------|
|          | <br>731415 |   |   | <br>g |
| 4040M/6T | 0112197    | 1 | 6 | 1220  |

4040M/6T 8x9, 10x11, 12x13, 14x15, 16x17, 18x19 mm



## 4040M/S6



### FLEX-HEAD WRENCHES

- Set of double ended flex-head wrenches with double hexagon sockets
- Packaging: On functional black plastic wall holder

|          |            |   |   |       |
|----------|------------|---|---|-------|
|          | <br>731415 |   |   | <br>g |
| 4040M/S6 | 0112180    | 1 | 6 | 1250  |

4040M/S6 8x9, 10x11, 12x13, 14x15, 16x17, 18x19 mm



## 4040Z



### FLEX-HEAD WRENCHES

- Double ended flex-head wrenches with double hexagon sockets in inch sizes
- Material: High performance alloy steel
- Chrome plated micro matt finishing provides high quality surface
- 12 points Dynamic-Drive Profile provides longer life for screws and nuts
- Both heads 180° swivelling. New design of the sockets for better accessibility
- Retail packed on a plastic card

|                 | <br>731415 |   | <br>mm    | L<br>mm | D1<br>mm | D2<br>mm | <br>g |
|-----------------|------------|---|-----------|---------|----------|----------|-------|
| 4040Z-3/8-7/16  | 1831981    | 1 | 3/8x7/16  | 199     | 13.5     | 15.5     | 87    |
| 4040Z-1/2-9/16  | 1831998    | 1 | 1/2x9/16  | 248     | 17.5     | 19.5     | 175   |
| 4040Z-5/8-11/16 | 1832001    | 1 | 5/8x11/16 | 253     | 21.4     | 23.4     | 209   |
| 4040Z-5/8-3/4   | 3001023    | 1 | 5/8x3/4   | 280     | 21.6     | 25.3     | 307   |








## S50

## FLEX-HEAD WRENCHES



- Double ended flex-head wrenches with double hexagon sockets in metric sizes
- Finish: Forged, nickel and matt chrome-plated
- Both heads 180° swivelling
- With Dynamic-Drive-Profile
- SB = Retail packed on plastic card



|  | <br>731415 |  | <br>mm | L<br>mm | D1<br>mm | D2<br>mm | <br>g |
|---|---|---|---|---------|----------|----------|--|
| SBS50-8-9   | 3009326   | 1   | 8 x 9   | 168     | 9.1      | 10.3     | 77   |
| SBS50-10-11   | 3009333   | 1   | 10 x 11   | 199     | 14.1     | 15.3     | 87   |
| SBS50-12-13   | 3009340   | 1   | 12 x 13   | 224     | 16.6     | 17.8     | 160  |
| SBS50-14-15   | 3009357   | 1   | 14 x 15   | 249     | 19.1     | 20.3     | 198  |
| SBS50-16-17   | 3009364   | 1   | 16 x 17   | 253     | 21.6     | 22.8     | 209  |
| SBS50-18-19   | 3009371   | 1   | 18 x 19   | 303     | 24.2     | 25.3     | 393  |
| SBS50-20-22   | 3009388   | 1   | 20 x 22   | 305     | 26.6     | 29.1     | 403  |
| SBS50-21-23   | 3009395   | 1   | 21 x 23   | 306     | 27.8     | 30.5     | 490  |





## 4106

### HOOK WRENCHES



- Adjustable hook wrench
- Material: High performance alloy steel
- Flex head with hook to adapt for different diameters of collars, rings and bearings
- Chrome plated micro matt finishing provides high quality surface

|             | <br>731415 |   | A<br>mm | B<br>mm | C<br>mm | <br>g |
|-------------|------------|---|---------|---------|---------|-------|
| 4106-35-60  | 0213771    | 1 | 35-60   | 31      | 175     | 100   |
| 4106-60-90  | 0213788    | 1 | 60-90   | 50      | 250     | 280   |
| 4106-90-155 | 0213795    | 1 | 90-155  | 70      | 290     | 460   |

## 40B

### HOOK WRENCHES




- Adjustable pin wrench to remove rings, collars and lock nuts
- Material: High performance alloy steel
- When in use, make sure jaw hook is properly positioned
- Chrome plated micro matt finishing provides high quality surface

|             | <br>731415 |   | A<br>mm | B<br>mm | C<br>mm | D<br>mm | <br>g |
|-------------|------------|---|---------|---------|---------|---------|-------|
| 40B-22-35   | 0214563    | 1 | 22-35   | 20      | 135     | 2.3     | 50    |
| 40B-35-60   | 0213726    | 1 | 35-60   | 31      | 175     | 3.0     | 100   |
| 40B-60-90   | 0213733    | 1 | 60-90   | 50      | 250     | 4.8     | 280   |
| 40B-95-155  | 0214570    | 1 | 95-155  | 70      | 290     | 5.8     | 460   |
| 40B-165-230 | 0214587    | 1 | 165-230 | 114     | 420     | 7.8     | 1000  |

## 4307/4310

### PIN WRENCH, ADJUSTABLE



- Adjustable pin wrench
- For two-hole nuts DIN 547
- 4307 with capacity 50 mm and pin 3.8 mm
- 4310 with capacity 100 mm and pin 7.0 mm
- Material: High performance alloy steel
- Chrome plated micro matt finishing provides high quality surface

|      | <br>731151 |   | A<br>mm  | B<br>mm | C<br>mm | D<br>mm | <br>g |
|------|------------|---|----------|---------|---------|---------|-------|
| 4307 | 1079444    | 1 | 10 - 50  | 11      | 160     | 3.8     | 190   |
| 4310 | 1079451    | 1 | 22 - 100 | 17      | 250     | 7.0     | 375   |



# SOCKETS & ACCESSORIES

---

Bahco offers a broad range of sockets, ratchets and accessories covering the many requirements of professional users.

With more than 125 years' experience, Bahco has acquired unique specialist knowledge in the development of hand tools. The alloying of steel, combined with meticulous heat treatment produces the toughness, hardness and wear-resistance characteristic to all Bahco tools.

In co-operation with world-leading ergonomic specialists, Bahco has developed our special range of ERGO™ ratchets for the most demanding situations.

# Chapter Index

---


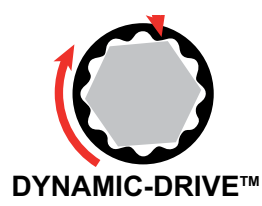
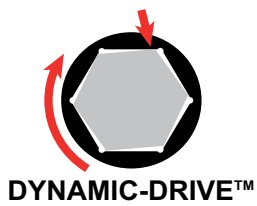
|                     |         |
|---------------------|---------|
| SOCKETS 1/4"        | 202-207 |
| SOCKET DRIVERS 1/4" | 207-210 |
| ACCESSORIES 1/4"    | 210-217 |
| SOCKET SETS 1/4"    | 218-226 |
| SOCKETS 3/8"        | 227-232 |
| SOCKET DRIVERS 3/8" | 232-235 |
| ACCESSORIES 3/8"    | 235-244 |
| SOCKET SETS 3/8"    | 244-248 |
| SOCKETS 1/2"        | 249-253 |
| SOCKET DRIVERS 1/2" | 254-257 |
| ACCESSORIES 1/2"    | 258-269 |
| SOCKET SETS 1/2"    | 269-277 |
| SOCKETS 3/4"        | 277-278 |
| ACCESSORIES 3/4"    | 279-284 |
| SOCKET SETS 3/4"    | 284-285 |
| SOCKETS 1"          | 286     |
| ACCESSORIES 1"      | 287-289 |
| SOCKET SETS 1"      | 289-291 |
| SOCKET SETS         | 291-307 |

# SOCKETS


## Dynamic-Drive™ Profile

All Bahco hexagon and double hexagon sockets have our Dynamic-Drive™ Profile to protect the nuts, screws and tools from unnecessary wear and damage. The profile has rounded corners and

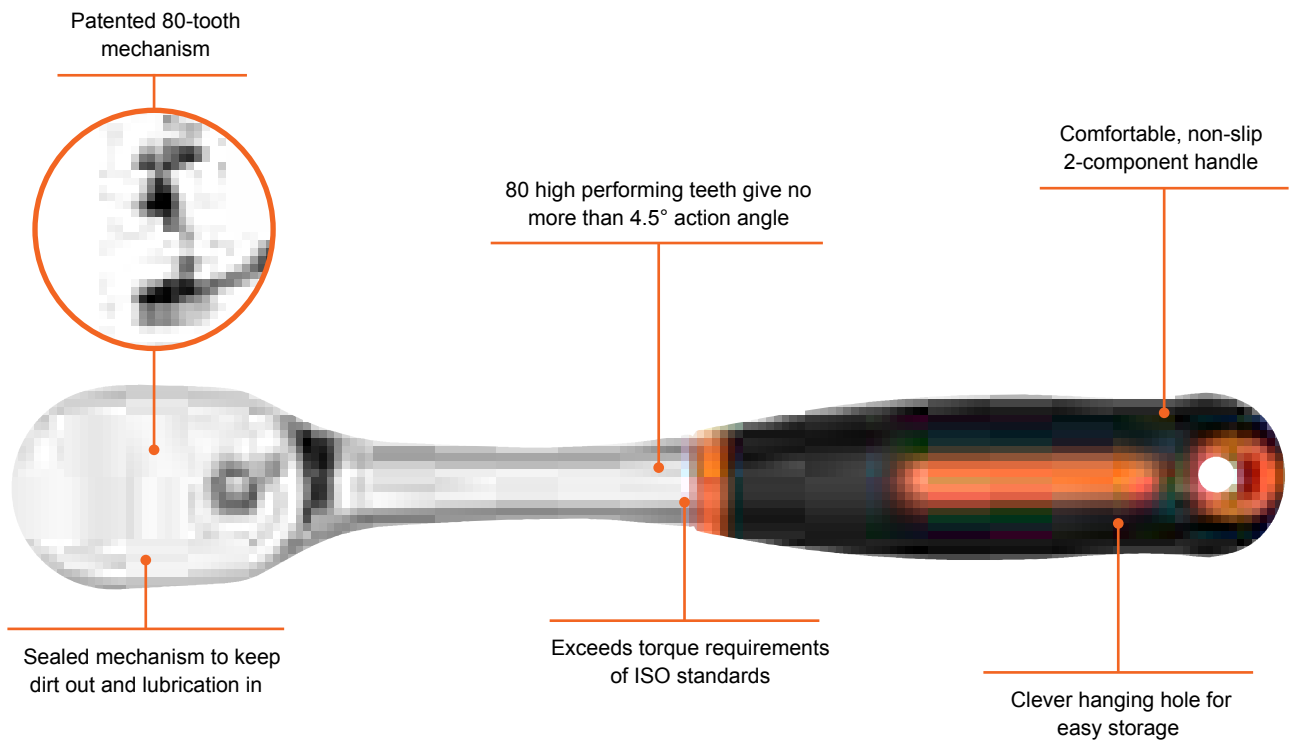

additional flank areas that transmit torque onto the screw head or nut. The additional flank area moves pressure from the nut and screw corners to the sturdier side areas to give maximum load distribution and torque.



The superiority of Bahco sockets is the result of exacting tolerances as well as extraordinary high resistance to wear.



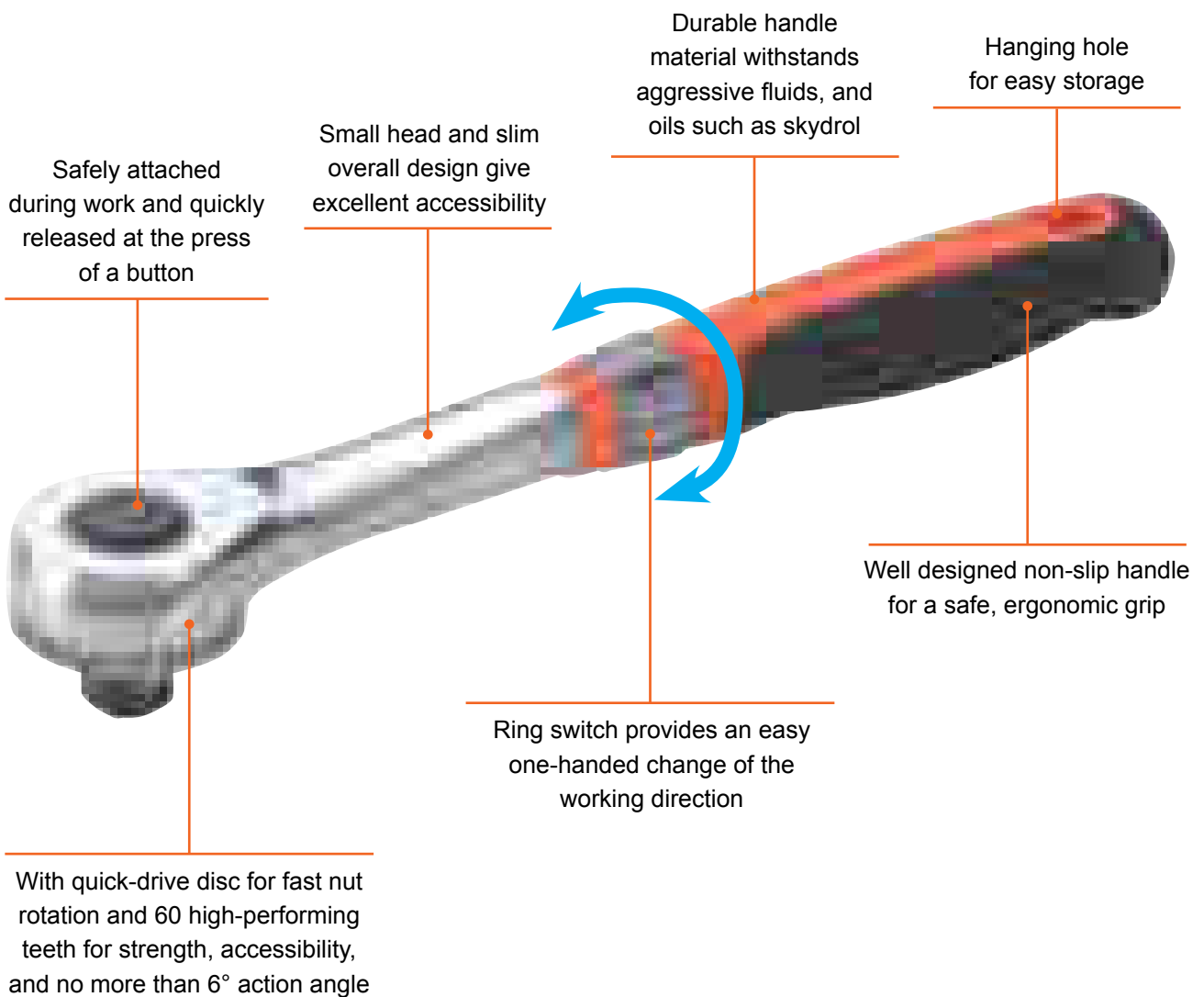
# RATCHETS



# ERGO™ RATCHETS



Bahco ERGO™ ratchets are developed in accordance with Bahco ERGO™ Process.



# SOCKET SETS

Bahco socket sets are all equipped with qualitative tools, available in plastic or metal cases that are both shock-proof and resistant to extreme temperatures. The sets are available as small, basic sets as well as large combined socket and wrench sets designed to fulfil the most demanding jobs. All tools are made of high-performance alloy steel and comply with ISO/DIN standards.








# SOCKETS 1/4"

## 6700SM

## HEXAGON METRIC



- Standard length sockets, 1/4" square drive
- Hex profile, metric sizes
- Not suitable for machine operation
- High performance alloy steel
- High polished finish
- Knurled
- ISO 2725/1174
- DIN 3124/3120
- SB = Retail packed on a plastic info card

|              | <br>731415 |   | <br>mm | L<br>mm | D1<br>mm | D2<br>mm | <br>g |
|--------------|------------|---|--------|---------|----------|----------|-------|
| 6700SM-4     | 1087944    | 5 | 4      | 24.7    | 6.8      | 11.9     | 9     |
| 6700SM-4.5   | 1087951    | 5 | 4.5    | 24.7    | 7.4      | 11.9     | 10    |
| 6700SM-5     | 1087968    | 5 | 5      | 24.7    | 8.1      | 11.9     | 10    |
| 6700SM-5.5   | 1087975    | 5 | 5.5    | 24.7    | 8.7      | 11.9     | 10    |
| 6700SM-6     | 1087982    | 5 | 6      | 24.7    | 9.3      | 11.9     | 10    |
| 6700SM-7     | 1087999    | 5 | 7      | 24.7    | 10.8     | 11.9     | 12    |
| 6700SM-8     | 1088002    | 5 | 8      | 24.7    | 11.9     | 11.9     | 12    |
| 6700SM-9     | 1088019    | 5 | 9      | 24.7    | 13.4     | 12.4     | 12    |
| 6700SM-10    | 1088026    | 5 | 10     | 24.7    | 14.5     | 13       | 15    |
| 6700SM-11    | 1088033    | 5 | 11     | 24.7    | 15.9     | 14.1     | 18    |
| 6700SM-12    | 1088040    | 5 | 12     | 24.7    | 16.9     | 15       | 18    |
| 6700SM-13    | 1088057    | 5 | 13     | 24.7    | 18       | 15.6     | 20    |
| 6700SM-14    | 1088064    | 5 | 14     | 24.7    | 19.6     | 16       | 22    |
| SB6700SM-4   | 0104307    | 1 | 4      | 24.7    | 6.8      | 11.9     | 9     |
| SB6700SM-4.5 | 0104314    | 1 | 4.5    | 24.7    | 7.4      | 11.9     | 10    |
| SB6700SM-5   | 0104321    | 1 | 5      | 24.7    | 8.1      | 11.9     | 10    |
| SB6700SM-5.5 | 0104338    | 1 | 5.5    | 24.7    | 8.7      | 11.9     | 10    |
| SB6700SM-6   | 0104345    | 1 | 6      | 24.7    | 9.3      | 11.9     | 10    |
| SB6700SM-7   | 0104352    | 1 | 7      | 24.7    | 10.8     | 11.9     | 12    |
| SB6700SM-8   | 0104369    | 1 | 8      | 24.7    | 11.9     | 11.9     | 12    |
| SB6700SM-9   | 0104376    | 1 | 9      | 24.7    | 13.4     | 12.4     | 12    |
| SB6700SM-10  | 0104383    | 1 | 10     | 24.7    | 14.5     | 13       | 15    |
| SB6700SM-11  | 0104390    | 1 | 11     | 24.7    | 15.9     | 14.1     | 18    |
| SB6700SM-12  | 0104406    | 1 | 12     | 24.7    | 16.9     | 15       | 18    |
| SB6700SM-13  | 0104413    | 1 | 13     | 24.7    | 18       | 15.6     | 20    |
| SB6700SM-14  | 0104420    | 1 | 14     | 24.7    | 19.6     | 16       | 22    |



## A6800DM

## DOUBLE HEXAGON LONG SERIES METRIC



- Deep length sockets, 1/4" square drive
- Bi-hex profile, metric sizes
- Not suitable for machine operation
- High performance alloy steel
- High polished finish
- Knurled
- ISO 2725-1/1174-1
- DIN 3120
- Thin-walled
- These sockets are applicable to nuts and bolts used in the aerospace industry

|             | <br>731415 |   | <br>mm | L<br>mm | D1<br>mm | D2<br>mm | T<br>mm | <br>g |
|-------------|------------|---|--------|---------|----------|----------|---------|-------|
| A6800DM-4   | 1821777    | 1 | 4      | 50.6    | 6.7      | 12.1     | 4.6     | 16    |
| A6800DM-5   | 1821784    | 1 | 5      | 50.6    | 7.7      | 12.1     | 5.1     | 20    |
| A6800DM-5.5 | 1821791    | 1 | 5.5    | 50.6    | 8.3      | 12.1     | 5.3     | 19    |
| A6800DM-6   | 1821807    | 1 | 6      | 50.6    | 9.3      | 12.1     | 5.9     | 21    |
| A6800DM-7   | 1821814    | 1 | 7      | 50.6    | 10.5     | 12.1     | 6.6     | 25    |
| A6800DM-8   | 1821821    | 1 | 8      | 50.6    | 11.5     | 12.1     | 8.1     | 26    |
| A6800DM-9   | 1821838    | 1 | 9      | 50.6    | 12.7     | 12.1     | 8.1     | 30    |
| A6800DM-10  | 1821845    | 1 | 10     | 50.6    | 14.0     | 12.1     | 9.7     | 33    |
| A6800DM-11  | 1821852    | 1 | 11     | 50.6    | 15.4     | 13.1     | 11.2    | 41    |
| A6800DM-12  | 1821869    | 1 | 12     | 50.6    | 16.5     | 14.0     | 12.7    | 33    |
| A6800DM-13  | 1821876    | 1 | 13     | 50.6    | 17.6     | 15.0     | 12.7    | 53    |
| A6800DM-14  | 1821883    | 1 | 14     | 50.6    | 18.8     | 16.0     | 15.8    | 58    |

## 6700SZ

## HEXAGON INCH



- Standard length sockets, 1/4" square drive
- Hex profile, inch sizes
- Not suitable for machine operation
- High performance alloy steel
- High polished finish
- Knurled
- ISO 2725/1174
- DIN 3124/3120

|              | <br>731415 |   | <br>" | L<br>mm | D1<br>mm | D2<br>mm | <br>g |
|--------------|------------|---|-------|---------|----------|----------|-------|
| 6700SZ-5/32  | 1808556    | 5 | 5/32  | 24.7    | 6.8      | 11.9     | 9     |
| 6700SZ-3/16  | 1088118    | 5 | 3/16  | 24.7    | 7.9      | 11.9     | 10    |
| 6700SZ-7/32  | 1088125    | 5 | 7/32  | 24.7    | 8.9      | 11.9     | 10    |
| 6700SZ-1/4   | 1088132    | 5 | 1/4   | 24.7    | 9.9      | 11.9     | 11    |
| 6700SZ-9/32  | 1088149    | 5 | 9/32  | 24.7    | 11       | 11.9     | 12    |
| 6700SZ-5/16  | 1088156    | 5 | 5/16  | 24.7    | 11.9     | 11.9     | 12    |
| 6700SZ-11/32 | 1088163    | 5 | 11/32 | 24.7    | 13       | 12.4     | 13    |
| 6700SZ-3/8   | 1088170    | 5 | 3/8   | 24.7    | 14.5     | 13       | 16    |
| 6700SZ-7/16  | 1088187    | 5 | 7/16  | 24.7    | 15.9     | 14.1     | 16    |
| 6700SZ-1/2   | 1088194    | 5 | 1/2   | 24.7    | 17.6     | 15.2     | 23    |
| 6700SZ-9/16  | 1088200    | 5 | 9/16  | 24.7    | 19.6     | 16.0     | 29    |



# SOCKETS 1/4"

## A6700DM

### DOUBLE HEXAGON



- Standard length sockets, 1/4" square drive
- Bi-hex profile, metric sizes
- Not suitable for machine operation
- High performance alloy steel
- High polished finish
- Knurled
- ISO 2725/1174
- DIN 3124/3120
- Thin-walled
- These sockets are applicable to nuts and bolts used in the aerospace industry

|             | <br>731415 |   | <br>mm | L<br>mm | D1<br>mm | D2<br>mm | T<br>mm | <br>g |
|-------------|------------|---|--------|---------|----------|----------|---------|-------|
| A6700DM-5.5 | 1821678    | 5 | 5.5    | 24.7    | 8.7      | 11.9     | 8       | 10    |
| A6700DM-6   | 1821685    | 5 | 6      | 24.7    | 9.3      | 11.9     | 8       | 10    |
| A6700DM-7   | 1821692    | 5 | 7      | 24.7    | 10.8     | 11.9     | 8       | 10    |
| A6700DM-8   | 1821708    | 5 | 8      | 24.7    | 11.9     | 11.9     | 8       | 11    |
| A6700DM-9   | 1821715    | 5 | 9      | 24.7    | 13.4     | 12.4     | 8       | 14    |
| A6700DM-10  | 1821722    | 5 | 10     | 24.7    | 14.5     | 13       | 9       | 15    |
| A6700DM-11  | 1821739    | 5 | 11     | 24.7    | 15.9     | 14.1     | 11.5    | 18    |
| A6700DM-12  | 1821746    | 5 | 12     | 24.7    | 16.9     | 15       | 11.5    | 20    |
| A6700DM-13  | 1821753    | 5 | 13     | 24.7    | 18       | 15.6     | 11.5    | 25    |
| A6700DM-14  | 1821760    | 5 | 14     | 24.7    | 19.6     | 16       | 11.5    | 27    |

## A6700DZ

### DOUBLE HEXAGON




- Standard length sockets, 1/4" square drive
- Bi-hex profile, inch sizes
- Not suitable for machine operation
- High performance alloy steel
- High polished finish
- Knurled
- ISO 2725/1174
- DIN 3124/3120
- Thin-walled
- These sockets are applicable to nuts and bolts used in the aerospace industry

|               | <br>731415 |   | <br>" | L<br>mm | D1<br>mm | D2<br>mm | T<br>mm | <br>g |
|---------------|------------|---|-------|---------|----------|----------|---------|-------|
| A6700DZ-3/16  | 1751029    | 5 | 3/16  | 24.7    | 7.9      | 11.9     | 7.5     | 10    |
| A6700DZ-7/32  | 1751296    | 5 | 7/32  | 24.7    | 8.9      | 11.9     | 8       | 10    |
| A6700DZ-1/4   | 1751371    | 5 | 1/4   | 24.7    | 9.9      | 11.9     | 8       | 10    |
| A6700DZ-9/32  | 1751456    | 5 | 9/32  | 24.7    | 11       | 11.9     | 8       | 10    |
| A6700DZ-5/16  | 1751531    | 5 | 5/16  | 24.7    | 11.9     | 11.9     | 8       | 10    |
| A6700DZ-11/32 | 1819842    | 5 | 11/32 | 24.7    | 13       | 12.4     | 8       | 10    |
| A6700DZ-3/8   | 1751616    | 5 | 3/8   | 24.7    | 14.5     | 13       | 9       | 16    |
| A6700DZ-7/16  | 1819859    | 5 | 7/16  | 24.7    | 15.9     | 14.1     | 11.5    | 25    |
| A6700DZ-1/2   | 1751883    | 5 | 1/2   | 24.7    | 17.6     | 15.2     | 11.5    | 27    |
| A6700DZ-9/16  | 1751968    | 5 | 9/16  | 24.7    | 19.6     | 16       | 11.5    | 28    |



## A6710DM

## DOUBLE HEXAGON



- Swivel sockets, 1/4" square drive
- Bi-hex profile, metric sizes
- Not suitable for machine operation
- High performance alloy steel
- High polished finish
- ISO 1174
- DIN 3120
- Thin-walled
- These sockets are applicable to nuts and bolts used in the aerospace industry

|             | <br>731415 |   | <br>mm | L<br>mm | D1<br>mm | D2<br>mm | T<br>mm | <br>g |
|-------------|------------|---|--------|---------|----------|----------|---------|-------|
| A6710DM-5.5 | 1756178    | 1 | 5.5    | 30.5    | 8.4      | 12       | 5.5     | 15    |
| A6710DM-6   | 1756253    | 1 | 6      | 31.0    | 9.0      | 12       | 6.0     | 16    |
| A6710DM-7   | 1756338    | 1 | 7      | 32.0    | 10.3     | 12       | 6.5     | 18    |
| A6710DM-8   | 1756413    | 1 | 8      | 33.0    | 11.5     | 12       | 7.0     | 20    |
| A6710DM-9   | 1756680    | 1 | 9      | 34.5    | 12.8     | 12       | 8.0     | 21    |
| A6710DM-10  | 1756765    | 1 | 10     | 35.5    | 14.0     | 12       | 9.0     | 25    |
| A6710DM-11  | 1756840    | 1 | 11     | 37.0    | 15.3     | 12       | 10.0    | 30    |
| A6710DM-12  | 1756925    | 1 | 12     | 38.0    | 16.5     | 12       | 11.0    | 33    |
| A6710DM-13  | 1757069    | 1 | 13     | 39.5    | 17.8     | 12       | 12.0    | 36    |
| A6710DM-14  | 1757144    | 1 | 14     | 40.5    | 19.0     | 12       | 12.5    | 40    |

## A6710DZ

## DOUBLE HEXAGON



- Swivel sockets, 1/4" square drive
- Bi-hex profile, inch sizes
- Not suitable for machine operation
- High performance alloy steel
- High polished finish
- ISO 1174
- DIN 3120
- Thin-walled
- These sockets are applicable to nuts and bolts used in the aerospace industry

|               | <br>731415 |   | <br>" | L<br>mm | D1<br>mm | D2<br>mm | T<br>mm | <br>g |
|---------------|------------|---|-------|---------|----------|----------|---------|-------|
| A6710DZ-3/16  | 1820435    | 1 | 3/16  | 30.5    | 7.5      | 12       | 5.0     | 12    |
| A6710DZ-7/32  | 1820442    | 1 | 7/32  | 30.5    | 8.5      | 12       | 5.5     | 12    |
| A6710DZ-1/4   | 1757229    | 1 | 1/4   | 31.0    | 9.5      | 12       | 6.0     | 12    |
| A6710DZ-9/32  | 1820459    | 1 | 9/32  | 32.0    | 10.5     | 12       | 6.5     | 12    |
| A6710DZ-5/16  | 1757496    | 1 | 5/16  | 33.0    | 11.5     | 12       | 7.0     | 12    |
| A6710DZ-11/32 | 1757571    | 1 | 11/32 | 34.5    | 12.5     | 12       | 8.0     | 13    |
| A6710DZ-3/8   | 1757656    | 1 | 3/8   | 35.0    | 13.5     | 12       | 8.5     | 14    |
| A6710DZ-7/16  | 1757731    | 1 | 7/16  | 37.0    | 15.4     | 12       | 10.0    | 16    |
| A6710DZ-1/2   | 1820466    | 1 | 1/2   | 39.0    | 17.4     | 12       | 11.5    | 25    |
| A6710DZ-9/16  | 1820473    | 1 | 9/16  | 40.5    | 19.4     | 12       | 12.5    | 30    |



# SOCKETS 1/4"

## A6800DZ

## DOUBLE HEXAGON LONG SERIES INCH




- Deep length sockets, 1/4" square drive
- Bi-hex profile, inch sizes
- Not suitable for machine operation
- High performance alloy steel
- High polished finish
- Knurled
- ISO 2725-1/1174-1
- DIN 3120
- Thin-walled
- These sockets are applicable to nuts and bolts used in the aerospace industry

|               | <br>731415 |   |       | L<br>mm | D1<br>mm | D2<br>mm | T<br>mm | <br>g |
|---------------|------------|---|-------|---------|----------|----------|---------|-------|
| A6800DZ-3/16  | 1758035    | 1 | 3/16  | 50.6    | 7.7      | 12.1     | 5.1     | 21    |
| A6800DZ-7/32  | 1758110    | 1 | 7/32  | 50.6    | 8.5      | 12.1     | 5.3     | 21    |
| A6800DZ-1/4   | 1758387    | 1 | 1/4   | 50.6    | 9.3      | 12.1     | 5.8     | 23    |
| A6800DZ-9/32  | 1758462    | 1 | 9/32  | 50.6    | 10.5     | 12.1     | 6.6     | 21    |
| A6800DZ-5/16  | 1758547    | 1 | 5/16  | 50.6    | 11.5     | 12.1     | 8.1     | 23    |
| A6800DZ-11/32 | 1803872    | 1 | 11/32 | 50.6    | 12.6     | 12.1     | 8.1     | 25    |
| A6800DZ-3/8   | 1758622    | 1 | 3/8   | 50.6    | 14.1     | 12.1     | 8.1     | 28    |
| A6800DZ-7/16  | 1803889    | 1 | 7/16  | 50.6    | 15.4     | 13.0     | 11.2    | 30    |
| A6800DZ-1/2   | 1758899    | 1 | 1/2   | 50.6    | 17.5     | 15.0     | 12.7    | 41    |
| A6800DZ-9/16  | 1758974    | 1 | 9/16  | 50.6    | 18.8     | 16.0     | 12.7    | 49    |

## S60

## HEXAGON METRIC




- Standard length sockets, 1/4" square drive
- Hex profile, metric sizes
- Not suitable for machine operation
- High performance alloy steel
- Matt finish
- ISO 2725/1174
- DIN 3124/3120
- SB = Retail packed on a plastic info card

|           | <br>731415 |   | <br>mm | L<br>mm | D1<br>mm | D2<br>mm | <br>g |
|-----------|------------|---|--------|---------|----------|----------|-------|
| SBS60-4   | 3009531    | 1 | 4      | 25.0    | 6.7      | 12.1     | 9     |
| SBS60-4.5 | 3009548    | 1 | 4.5    | 25.0    | 7.2      | 12.1     | 10    |
| SBS60-5   | 3009555    | 1 | 5      | 25.0    | 7.7      | 12.1     | 10    |
| SBS60-5.5 | 3009562    | 1 | 5.5    | 25.0    | 8.3      | 12.1     | 10    |
| SBS60-6   | 3009579    | 1 | 6      | 25.0    | 9.3      | 12.1     | 10    |
| SBS60-7   | 3009586    | 1 | 7      | 25.0    | 10.5     | 12.1     | 12    |
| SBS60-8   | 3009593    | 1 | 8      | 25.0    | 11.5     | 12.1     | 12    |
| SBS60-9   | 3009609    | 1 | 9      | 25.0    | 12.7     | 12.1     | 12    |
| SBS60-10  | 3009616    | 1 | 10     | 25.0    | 14.0     | 12.1     | 15    |
| SBS60-11  | 3009623    | 1 | 11     | 25.0    | 15.4     | 13.1     | 18    |
| SBS60-12  | 3009630    | 1 | 12     | 25.0    | 16.5     | 14.0     | 18    |
| SBS60-13  | 3009647    | 1 | 13     | 25.0    | 17.6     | 15.0     | 20    |
| SBS60-14  | 3009654    | 1 | 14     | 25.0    | 18.8     | 16.0     | 22    |



## 6700TORX-E

## TORX®-E



- TORX® sockets, 1/4" square drive
- For TORX® head screws
- Not suitable for machine operation
- High performance alloy steel
- High polished finish
- Knurled
- ISO 2725/1174
- DIN 3124/3120

|              | <br>731415 |   |     | L<br>mm | D1<br>mm | D2<br>mm |       | <br>g |
|--------------|------------|---|-----|---------|----------|----------|-------|-------|
| 6700TORX-E4  | 3011671    | 5 | E4  | 25      | 5.4      | 12       | M3    | 9     |
| 6700TORX-E5  | 3011688    | 5 | E5  | 25      | 6.7      | 12       | M4    | 9     |
| 6700TORX-E6  | 3011695    | 5 | E6  | 25      | 7.7      | 12       | M5    | 10    |
| 6700TORX-E7  | 3011701    | 5 | E7  | 25      | 8.3      | 12       | M6    | 10    |
| 6700TORX-E8  | 3011718    | 5 | E8  | 25      | 9.6      | 12       | M5+M6 | 10    |
| 6700TORX-E10 | 3011725    | 5 | E10 | 25      | 11.3     | 12       | M6+M8 | 12    |

# SOCKET DRIVERS 1/4"



## 6709F

## FOR SLOTTED SCREWS



- 1/4" square drive socket drivers, for slotted head screws
- Not suitable for machine operation
- High performance alloy steel
- High polished finish
- Knurled
- ISO 1174
- DIN 3120

|           | <br>731415 |   | L<br>mm | I<br>mm | <br>mm | <br>mm | D<br>mm | <br>g |
|-----------|------------|---|---------|---------|--------|--------|---------|-------|
| 6709F-4.5 | 1830762    | 5 | 36      | 16      | 0.6    | 4.5    | 12.0    | 9     |
| 6709F-5.5 | 1830779    | 5 | 36      | 16      | 0.8    | 5.5    | 12.0    | 11    |
| 6709F-8   | 1830786    | 5 | 36      | 16      | 1.2    | 8.0    | 12.0    | 12    |

## 6709PH

## FOR PHILLIPS HEAD SCREWS



- 1/4" square drive socket drivers, for Phillips head screws
- Not suitable for machine operation
- High performance alloy steel
- High polished finish
- Knurled
- ISO 1174
- DIN 3120

|          | <br>731415 |   |   | I<br>mm | L<br>mm | D<br>mm | <br>g |
|----------|------------|---|---|---------|---------|---------|-------|
| 6709PH-1 | 1830700    | 5 | 1 | 16      | 36      | 12.0    | 11    |
| 6709PH-2 | 1830717    | 5 | 2 | 16      | 36      | 12.0    | 12    |
| 6709PH-3 | 1830724    | 5 | 3 | 16      | 36      | 12.0    | 12    |



# SOCKET DRIVERS 1/4"

## 6709PZ

### FOR POZIDRIV HEAD SCREWS



- 1/4" square drive socket drivers, for Pozidriv head screws
- Not suitable for machine operation
- High performance alloy steel
- High polished finish
- Knurled
- ISO 1174
- DIN 3120

|          | <br>731415 |   |   | I<br>mm | L<br>mm | D<br>mm | <br>g |
|----------|------------|---|---|---------|---------|---------|-------|
| 6709PZ-1 | 1830731    | 5 | 1 | 16      | 36      | 12.0    | 11    |
| 6709PZ-2 | 1830748    | 5 | 2 | 16      | 36      | 12.0    | 12    |
| 6709PZ-3 | 1830755    | 5 | 3 | 16      | 36      | 12.0    | 12    |

## 6709TORX

### FOR TORX® HEAD SCREWS



- 1/4" square drive socket drivers, for TORX® head screws
- Not suitable for machine operation
- High performance alloy steel
- High polished finish
- Knurled
- ISO 1174
- DIN 3120

|              | <br>731415 |   |      | I<br>mm | L<br>mm | D<br>mm |      | <br>g |
|--------------|------------|---|------|---------|---------|---------|------|-------|
| 6709TORX-T8  | 3002440    | 5 | T-8  | 16      | 36      | 12.0    | M2.5 | 10    |
| 6709TORX-T9  | 1811662    | 5 | T-9  | 16      | 36      | 12.0    | -    | 10    |
| 6709TORX-T10 | 1811679    | 5 | T-10 | 16      | 36      | 12.0    | M3   | 10    |
| 6709TORX-T15 | 1811686    | 5 | T-15 | 16      | 36      | 12.0    | M3.5 | 12    |
| 6709TORX-T20 | 1811693    | 5 | T-20 | 16      | 36      | 12.0    | M4   | 12    |
| 6709TORX-T25 | 1811709    | 5 | T-25 | 16      | 36      | 12.0    | M5   | 15    |
| 6709TORX-T27 | 1811716    | 5 | T-27 | 16      | 36      | 12.0    | -    | 15    |
| 6709TORX-T30 | 1811723    | 5 | T-30 | 16      | 36      | 12.0    | M6   | 15    |
| 6709TORX-T40 | 3002457    | 5 | T-40 | 16      | 36      | 12.0    | M8   | 15    |

## 6709TORX-R

### FOR TORX® HEAD SCREWS



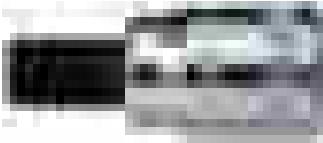
- 1/4" square drive socket drivers, for TORX® head screws, tamper resistant
- Not suitable for machine operation
- High performance alloy steel
- High polished finish
- Knurled
- ISO 1174
- DIN 3120

|                | <br>731415 |   |       | I<br>mm | L<br>mm | D<br>mm |     | <br>g |
|----------------|------------|---|-------|---------|---------|---------|-----|-------|
| 6709TORX-R-T8  | 3002464    | 1 | TR 8  | 16      | 36      | 12.0    | 0.5 | 10    |
| 6709TORX-R-T10 | 3002471    | 1 | TR 10 | 16      | 36      | 12.0    | M3  | 10    |
| 6709TORX-R-T15 | 3002488    | 1 | TR 15 | 16      | 36      | 12.0    | M4  | 12    |
| 6709TORX-R-T20 | 3002495    | 1 | TR 20 | 16      | 36      | 12.0    | M4  | 12    |
| 6709TORX-R-T25 | 3002501    | 1 | TR 25 | 16      | 36      | 12.0    | M5  | 12    |



## 6709M

### HEX HEAD DRIVER, METRIC



- 1/4" square drive socket drivers, for hex head screws
- Metric sizes
- Not suitable for machine operation
- High performance alloy steel
- High polished finish
- Knurled
- ISO 1174
- DIN 3120

|         | <br>731415 |   | <br>mm | I<br>mm | L<br>mm | D<br>mm | <br>g |
|---------|------------|---|--------|---------|---------|---------|-------|
| 6709M-3 | 1830656    | 5 | 3      | 16      | 36      | 12.0    | 10    |
| 6709M-4 | 1830663    | 5 | 4      | 16      | 36      | 12.0    | 10    |
| 6709M-5 | 1830670    | 5 | 5      | 16      | 36      | 12.0    | 11    |
| 6709M-6 | 1830687    | 5 | 6      | 16      | 36      | 12.0    | 12    |
| 6709M-8 | 1830694    | 5 | 8      | 16      | 36      | 12.0    | 13    |

## A6709M

### HEX HEAD DRIVERS, LONG METRIC



- 1/4" square drive socket drivers, long, for hex head screws
- Metric sizes
- Not suitable for machine operation
- High performance alloy steel
- High polished finish
- Knurled
- ISO 1174
- DIN 3120

|            | <br>731415 |   | <br>mm | I<br>mm | L<br>mm | D<br>mm | <br>g |
|------------|------------|---|--------|---------|---------|---------|-------|
| A6709M-2.5 | 1753740    | 1 | 2.5    | 7.5     | 50.0    | 12.0    | 20    |
| A6709M-3   | 1753825    | 1 | 3      | 8.5     | 50.0    | 12.0    | 20    |
| A6709M-4   | 1754129    | 1 | 4      | 10.5    | 50.0    | 12.0    | 20    |
| A6709M-5   | 1754471    | 1 | 5      | 12.5    | 50.0    | 12.0    | 20    |
| A6709M-6   | 1754556    | 1 | 6      | 14.0    | 50.0    | 12.0    | 20    |

## A6709Z

### HEX HEAD DRIVERS, LONG INCH



- 1/4" square drive socket drivers, long, for hex head screws
- Inch sizes
- Not suitable for machine operation
- High performance alloy steel
- High polished finish
- Knurled
- ISO 1174
- DIN 3120

|             | <br>731415 |   | <br>" | I<br>mm | L<br>mm | D<br>mm | <br>g |
|-------------|------------|---|-------|---------|---------|---------|-------|
| A6709Z-1/8  | 1755447    | 1 | 1/8   | 9.0     | 50.0    | 12.0    | 20    |
| A6709Z-9/64 | 1755522    | 1 | 9/64  | 9.5     | 50.0    | 12.0    | 20    |
| A6709Z-5/32 | 1755799    | 1 | 5/32  | 10.5    | 50.0    | 12.0    | 20    |
| A6709Z-3/16 | 1755874    | 1 | 3/16  | 12.0    | 50.0    | 12.0    | 20    |





## SOCKET DRIVERS 1/4"

6972H

### ADAPTOR, BIT HOLDER



- 1/4" square drive bit holder
- For screwdriver bits with 1/4" male hexagon drive: DIN 3126-C 6,3 ISO 1173
- DIN 7427 Form A
- DIN 3121-G 6,3 ISO 1174
- High performance alloy steel
- With spring collar

|       |            |   |      |      |         |          |          |         |    |
|-------|------------|---|------|------|---------|----------|----------|---------|----|
|       | <br>731415 |   |      |      | L<br>mm | D1<br>mm | D2<br>mm |         |    |
| 6972H | 1215934    | 5 | 1/4" | 1/4" | 26.0    | 13.0     | 13.0     | K560F-1 | 18 |



## ACCESSORIES 1/4"

6950

### REVERSIBLE RATCHET



- 1/4" ratchet, reversible
- 72 teeth/5° action angle
- High performance alloy steel
- High polished finish
- ISO 3315/1174-2; DIN 3122/3120; UNE 16512
- Sealed
- Smooth operation
- Double pawl system for superior strength
- Patented mechanism
- Spare parts available
- SB = Retail pack

|        |            |   |     |     |
|--------|------------|---|-----|-----|
|        | <br>731415 |   |     |     |
| 6950   | 1089641    | 1 | 120 | 115 |
| SB6950 | 0104987    | 1 | 120 | 115 |

6950RN

### REVERSIBLE RATCHET



- 1/4" ratchet, reversible
- 72 teeth/5° action angle
- High performance alloy steel
- High polished finish
- ISO 3315/1174-2
- DIN 3122/3120; UNE 16512
- Indicating arrow for turning direction - patented
- Spare parts available
- SB = Retail pack

|          |            |   |     |    |
|----------|------------|---|-----|----|
|          | <br>731415 |   |     |    |
| 6950RN   | 1831189    | 1 | 120 | 95 |
| SB6950RN | 0104994    | 1 | 120 | 95 |



SBS61

REVERSIBLE RATCHET



- Reversible ratchet, 1/4" drive
- DIN 3122 and 3123. 1/4" 6.3 DIN 3120/ISO 1174
- Finish: Nickel and matt chrome plated
- Material: Vanadium-extra
- With plastic grip
- 60 teeth/6° action
- SB = Retail packed on a info plastic card

|       |            |   |             |       |
|-------|------------|---|-------------|-------|
|       | <br>731415 |   | <br>L<br>mm | <br>g |
| SBS61 | 3009661    | 1 | 145         | 95    |

R6950

REVERSIBLE RATCHET



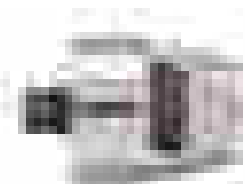
- 1/4" ratchet, for refrigeration shut-off valves
- 32 teeth/11.5° action angle
- High performance alloy steel
- High polished finish
- ISO 1174; DIN 3120
- Female squares in handle: 8.5, 9.5 (3/8"); 13 mm



|       |            |   |             |       |
|-------|------------|---|-------------|-------|
|       | <br>731415 |   | <br>L<br>mm | <br>g |
| R6950 | 1089658    | 1 | 160         | 225   |

6951

RATCHET ADAPTOR



- 1/4" ratchet adaptor
- 60 teeth/6° action angle
- High performance alloy steel
- High polished finish
- Head diameter 23 mm

|      |            |   |             |       |
|------|------------|---|-------------|-------|
|      | <br>731415 |   | <br>L<br>mm | <br>g |
| 6951 | 1089764    | 1 | 35          | 50    |

6952

SPEEDER



- 1/4" speeder, with rotary steel handle
- High performance alloy steel
- High polished finish
- ISO 3315/1174
- DIN 3122/3123/3120

|      |            |   |             |       |
|------|------------|---|-------------|-------|
|      | <br>731415 |   | <br>L<br>mm | <br>g |
| 6952 | 1089771    | 1 | 410         | 270   |



## ACCESSORIES 1/4"

6958

### BREAKER BAR



- 1/4" breaker bar
- High performance alloy steel
- High polished finish
- ISO 3315/1174
- DIN 3122/3123/3120

|      |            |   |             |       |
|------|------------|---|-------------|-------|
|      | <br>731415 |   | <br>L<br>mm | <br>g |
| 6958 | 1089849    | 1 | 153         | 95    |

S67

### BREAKER BAR



- 1/4" breaker bar
- High performance alloy steel
- Matt finish
- ISO 3315/1174
- DIN 3122/3123/3120
- Retail pack

|       |            |   |             |       |
|-------|------------|---|-------------|-------|
|       | <br>731415 |   | <br>L<br>mm | <br>g |
| SBS67 | 3089678    | 1 | 153         | 95    |

6954

### SLIDING T-HANDLE



- 1/4" sliding T-handle
- High performance alloy steel
- High polished finish
- 100% sliding
- ISO 3315/1174
- DIN 3122/3123/3120; UNE 16512

|      |            |   |             |       |
|------|------------|---|-------------|-------|
|      | <br>731415 |   | <br>L<br>mm | <br>g |
| 6954 | 1089795    | 1 | 115         | 40    |

S64

### SLIDING T-HANDLE



- 1/4" sliding T-handle
- High performance alloy steel
- Matt finish
- ISO 3315/1174
- DIN 3122/3123/3120
- Retail pack

|       |            |   |             |       |
|-------|------------|---|-------------|-------|
|       | <br>731415 |   | <br>L<br>mm | <br>g |
| SBS64 | 3012609    | 1 | 125         | 40    |



6956

SPINNER HANDLES



- 1/4" spinner handle
- Integrated 1/4" female square drive in the handle for use as extension bar or with a sliding T-handle
- High performance alloy steel
- High polished finish
- ISO 3315/1174
- DIN 3122/3123/3120; UNE 16512

|      |            |   |             |       |
|------|------------|---|-------------|-------|
|      | <br>731415 |   | <br>L<br>mm | <br>9 |
| 6956 | 1089825    | 1 | 150         | 102   |

6960 - 6962L

EXTENSION BARS



- 1/4" extension bars
- High performance alloy steel
- High polished finish
- ISO 3316/1174
- DIN 3122/3123/3120; UNE 16511
- SB = Retail packed on a plastic info card

|        | <br>731415 |   | <br>L<br>mm | <br>9 |
|--------|------------|---|-------------|-------|
| 6960   | 1089856    | 1 | 50          | 23    |
| 6961   | 1089870    | 1 | 101         | 45    |
| 6962   | 1089894    | 1 | 152         | 65    |
| 6962L  | 1089917    | 1 | 355         | 158   |
| SB6960 | 0104925    | 1 | 53          | 23    |
| SB6961 | 0104932    | 1 | 101         | 45    |
| SB6962 | 0104949    | 1 | 152         | 65    |

6960-W - 6962-W

EXTENSION BARS



- 1/4" wobbler extension bars
- High performance alloy steel
- High polished finish
- ISO 1174
- DIN 3120

|        | <br>731415 |   | <br>L<br>mm | <br>9 |
|--------|------------|---|-------------|-------|
| 6960-W | 3010506    | 1 | 50          | 36    |
| 6962-W | 3010520    | 1 | 150         | 83    |



## ACCESSORIES 1/4"

6963

### EXTENSION BARS




- 1/4" flexible extension bar
- High performance alloy steel
- High polished finish
- Not designed for final tightening or initial loosening
- ISO 1174
- DIN 3120

|      |            |   |             |       |
|------|------------|---|-------------|-------|
|      | <br>731415 |   | <br>L<br>mm | <br>g |
| 6963 | 1089931    | 1 | 148         | 45    |

S63

### EXTENSION BARS




- 1/4" extension bars
- High performance alloy steel
- Matt finish
- ISO 3316/1174
- DIN 3122/3123/3120
- Retail pack

|         |            |   |             |       |
|---------|------------|---|-------------|-------|
|         | <br>731415 |   | <br>L<br>mm | <br>g |
| SBS63-2 | 3009685    | 1 | 50          | 23    |
| SBS63-4 | 3009692    | 1 | 100         | 45    |
| SBS63-6 | 3009708    | 1 | 150         | 65    |

6966

### UNIVERSAL JOINT



- 1/4" universal joint
- High performance alloy steel
- High polished finish
- ISO 3316/1174
- DIN 3122/3123/3120; UNE 16511

|      |            |   |             |       |
|------|------------|---|-------------|-------|
|      | <br>731415 |   | <br>L<br>mm | <br>g |
| 6966 | 1089986    | 1 | 35          | 18    |



S65

UNIVERSAL JOINT



- 1/4" universal joint
- High performance alloy steel
- Matt finish
- ISO 3316/1174
- DIN 3122/3123/3120; UNE 16511
- Retail pack

|       |            |   |             |       |
|-------|------------|---|-------------|-------|
|       | <br>731415 |   | <br>L<br>mm | <br>g |
| SBS65 | 3009715    | 1 | 32.5        | 18    |

6968

UNIVERSAL JOINT



- 1/4" universal joint, smooth operation
- High performance alloy steel
- High polished finish
- ISO 3316/1174
- DIN 3122/3123/3120; UNE 16511
- Curved shapes give a very smooth movement transmission improving working efficiency
- Action spring for a correct fixing
- 45° action angle

|      |            |   |             |       |
|------|------------|---|-------------|-------|
|      | <br>731415 |   | <br>L<br>mm | <br>g |
| 6968 | 0128426    | 1 | 34          | 30    |

7765

ADAPTOR



- Increasing adaptor for 1/4" square drive and 3/8" socket
- High performance alloy steel
- High polished finish
- ISO 1174
- DIN 3120; UNE 16503


|      |            |   |     |     |             |       |
|------|------------|---|-----|-----|-------------|-------|
|      | <br>731415 |   |     |     | <br>L<br>mm | <br>g |
| 7765 | 1096687    | 1 | 1/4 | 3/8 | 25          | 25    |



## ACCESSORIES 1/4"

S69

### ADAPTOR




- Increasing adaptor for 1/4" square drive and 3/8" socket
- High performance alloy steel
- Matt finish
- ISO 1174
- DIN 3120; UNE 16503
- Retail pack

|       |            |   |      |      |    |    |
|-------|------------|---|------|------|----|----|
|       | <br>731415 |   |      |      |    |    |
| SBS69 | 3009722    | 1 | 1/4" | 3/8" | 25 | 25 |

7767

### ADAPTOR




- Increasing flat adaptor for 1/4" square drive and 3/8" socket
- High performance alloy steel
- Galvanised finish
- With magnet in the drive disc
- ISO 1174
- DIN 3120; UNE 16503

|      |            |   |      |      |     |    |
|------|------------|---|------|------|-----|----|
|      | <br>731415 |   |      |      |     |    |
| 7767 | 3003577    | 1 | 1/4" | 3/8" | 3.0 | 18 |

8967/

### ADAPTOR SET



- Increasing flat adaptors set, 3 pcs
- Content: 7767, 8167 and 8967
- High performance alloy steel
- Galvanised finish
- With magnet in the drive disc
- ISO 1174
- DIN 3120; UNE 16503

|         |            |   |            |     |
|---------|------------|---|------------|-----|
|         | <br>731415 |   |            |     |
| 8967/S3 | 3003607    | 1 | 30x194x110 | 109 |

8967/S3 7767-8167-8967





6950-SPARE

SPARE PARTS ASSORTMENT



- Spare parts kit for 1/4" ratchet 6950

|            |            |   |    |
|------------|------------|---|----|
|            | <br>731415 |   |    |
| 6950-SPARE | 0187867    | 1 | 20 |

6950RN-SPARE

SPARE PARTS ASSORTMENT



- Spare parts kit for 1/4" ratchet 6950RN

|              |            |   |    |
|--------------|------------|---|----|
|              | <br>731415 |   |    |
| 6950RN-SPARE | 0209149    | 1 | 20 |

187/264/340

SOCKET RAILS




- Socket rails in zinc coated metal with 2 holes for screws (-340 with 3 holes)
- Suitable for CLIPS-1/4 (1/4") CLIPS-3/8 (3/8") and CLIPS-1/2 (1/2")
- Fitting sockets or socket drivers, in the respective square size

|          | <br>731415 |   | <br>L<br>mm |    |
|----------|------------|---|-------------|----|
| RAIL-187 | 3003621    | 3 | 187         | 15 |
| RAIL-264 | 3003638    | 3 | 264         | 20 |
| RAIL-340 | 3003645    | 3 | 340         | 30 |

C1/4

CLIPS



- Rail-clips for 1/4" sockets and socket drivers
- Nickel plated, spring metal
- To be used on RAIL-187, -264 or -340

|           |            |    |             |   |
|-----------|------------|----|-------------|---|
|           | <br>731415 |    | <br>L<br>mm |   |
| CLIPS-1/4 | 3003188    | 25 | 19          | 1 |





# SOCKET SETS 1/4"

## 6712R

### SOCKET SETS

- 1/4" socket set
- High performance alloy steel
- High polished finish
- Metal case
- Insert of elastic plastic material to secure the tools
- ISO 1174
- DIN 3120

|   |            |   |                |       |
|---|------------|---|----------------|-------|
|   | <br>731415 |   | <br>mm         | <br>g |
| 6712R                                       | 1838225    | 1 | 178x108x31     | 835   |
| 6700SM<br>4, 5, 5.5, 6, 7, 8, 10, 11, 13 mm |            |   | 6950           |       |
| 6960<br>50 mm                               |            |   | 6962<br>150 mm |       |

## 6712RN

### SOCKET SETS

- 1/4" socket set
- High performance alloy steel
- High polished finish
- Metal case
- Insert of elastic plastic material to secure the tools
- ISO 1174
- DIN 3120

|   |            |   |                |       |
|---|------------|---|----------------|-------|
|   | <br>731415 |   | <br>mm         | <br>g |
| 6712RN                                      | 1838232    | 1 | 178x108x31     | 835   |
| 6700SM<br>4, 5, 5.5, 6, 7, 8, 10, 11, 13 mm |            |   | 6950RN         |       |
| 6960<br>50 mm                               |            |   | 6962<br>150 mm |       |

## A6716DM

### SOCKET SETS


- 1/4" socket set
- High performance alloy steel
- High polished finish
- Metal case
- Insert of elastic plastic material to secure the tools
- ISO 1174
- DIN 3120

|   |            |   |            |       |
|---|------------|---|------------|-------|
|   | <br>731415 |   | <br>mm     | <br>g |
| A6716DM   | 1820824    | 1 | 223x113x41 | 1175  |
| A6700DM<br>5.5, 6, 7, 8, 9, 10, 11, 12, 13, 14 mm |            |   | 6950       |       |
| 6956  |            |   | 6954       |       |
| 6962<br>150 mm                                    |            |   | 6966       |       |



## 6715MGS

### SOCKET SETS



- 1/4" socket set
- High performance alloy steel
- High polished finish
- Metal case
- Insert of elastic plastic material to secure the tools
- ISO 1174
- DIN 3120

|   | <br>731415 |   | <br>mm     | <br>g |
|---|------------|---|------------|-------|
| 6715MGS   | 1831332    | 1 | 223x113x41 | 1105  |
| 6700SM<br>4, 4.5, 5, 5.5, 6, 7, 8, 9, 10, 11, 13 mm |            |   | 6950RN     |       |
| 6956  |            |   | 6954       |       |
| 6962<br>150 mm                                      |            |   | 6966       |       |

## 6719SM

### SOCKET SETS



- 1/4" socket set
- High performance alloy steel
- High polished finish
- Metal case
- Insert of elastic plastic material to secure the tools
- ISO 1174
- DIN 3120

|   | <br>731415 |   | <br>mm     | <br>g |
|---|------------|---|------------|-------|
| 6719SM  | 1820817    | 1 | 223x113x41 | 1175  |
| 6700SM<br>4, 4.5, 5, 5.5, 6, 7, 8, 9, 10, 11, 12, 13 mm |            |   | 6950       |       |
| 6956  |            |   | 6954       |       |
| 6962<br>150 mm  |            |   | 6966       |       |




# SOCKET SETS 1/4"

## 6715MG

### SOCKET SETS

- 1/4" socket set
- High performance alloy steel
- High polished finish
- Metal case
- Insert of elastic plastic material to secure the tools
- ISO 1174
- DIN 3120




|   | <br>731415 |   | <br>mm        | <br>g |
|---|------------|---|---------------|-------|
| 6715MG  | 1831349    | 1 | 223x113x41    | 1330  |
| 6700SM<br>4, 4.5, 5, 5.5, 6, 7, 8, 9, 10, 11, 12, 13, 14 mm |            |   | 6950RN        |       |
| 6958  |            |   | 6956          |       |
| 6954  |            |   | 6960<br>50 mm |       |
| 6962<br>150 mm  |            |   | 6966          |       |

## 6721NM

### SOCKET SETS

- 1/4" socket set
- High performance alloy steel
- High polished finish
- Metal case
- Insert of elastic plastic material to secure the tools
- ISO 1174
- DIN 3120




|   | <br>731415 |   | <br>mm        | <br>g |
|---|------------|---|---------------|-------|
| 6721NM  | 1088309    | 1 | 223x113x41    | 1345  |
| 6700SM<br>4, 4.5, 5, 5.5, 6, 7, 8, 9, 10, 11, 12, 13, 14 mm |            |   | 6950          |       |
| 6958  |            |   | 6956          |       |
| 6954  |            |   | 6960<br>50 mm |       |
| 6962<br>150 mm  |            |   | 6951          |       |
| 6966  |            |   |               |       |



## 6722M

## SOCKET SETS




- 1/4" socket set
- High performance alloy steel
- High polished finish
- Metal case
- Insert of elastic plastic material to secure the tools
- ISO 1174
- DIN 3120

|  | <br>731415 |   | <br>mm                | <br>g |
|--|------------|---|-----------------------|-------|
| 6722M  | 1594411    | 1 | 223x113x41            | 1260  |
| 6700SM<br>4, 5, 6, 7, 8, 9, 10, 11, 13, 14, mm |            |   | 6950                  |       |
| 6956   |            |   | 6954                  |       |
| 50MH<br>0.6x4, 1x6, 1x7                        |            |   | 52H<br>PH No. 1, 2, 3 |       |
| 55M<br>3, 4, 5, 6 mm                           |            |   | 6972H                 |       |
| 6960<br>50 mm                                  |            |   | 6962<br>150 mm        |       |
| 6966   |            |   |                       |       |

## 6715GE

## SOCKET SETS



- 1/4" socket set
- High performance alloy steel
- High polished finish
- Metal case
- Insert of elastic plastic material to hold the tools
- ISO 1174
- DIN 3120

|   | <br>731415 |   | <br>mm                | <br>g |
|---|------------|---|-----------------------|-------|
| 6715GE  | 1831370    | 1 | 223x113x41            | 1210  |
| 6700SM<br>4, 5, 6, 7, 8, 9, 10, 11, 13, 14 mm |            |   | 6950RN                |       |
| 6956  |            |   | 6954                  |       |
| 50MH<br>0.6x4, 1x6, 1x7                       |            |   | 52H<br>PH No. 1, 2, 3 |       |
| 55M<br>3, 4, 5, 6 mm                          |            |   | 6972H                 |       |
| 6960<br>50 mm                                 |            |   | 6962<br>150 mm        |       |
| 6966  |            |   |                       |       |



# SOCKET SETS 1/4"

## 6715PZ

### SOCKET SETS




- 1/4" socket set
- High performance alloy steel
- High polished finish
- Metal case
- Insert of elastic plastic material to secure the tools
- ISO 1174
- DIN 3120

|   | <br>731415 |   | <br>mm                | <br>g |
|---|------------|---|-----------------------|-------|
| 6715PZ  | 1837525    | 1 | 223x113x41            | 1370  |
| 6700SM<br>4, 4.5, 5, 5.5, 6, 7, 8, 9, 10, 11, 12, 13 mm |            |   | 6950                  |       |
| 6956  |            |   | 6954                  |       |
| 6709F<br>0.6x4.5, 1.0x5.5, 1.2x8.0 mm                   |            |   | 6709PZ<br>No. 1, 2, 3 |       |
| 6709M<br>3, 4, 5, 6, 8 mm                               |            |   | 6960<br>50 mm         |       |
| 6962<br>150 mm  |            |   | 6966                  |       |

## 6715GJ

### SOCKET SETS




- 1/4" socket set
- High performance alloy steel
- High polished finish
- Metal case
- Insert of elastic plastic material to secure the tools
- ISO 1174
- DIN 3120

|   | <br>731415 |   | <br>mm               | <br>g |
|---|------------|---|----------------------|-------|
| 6715GJ  | 1831363    | 1 | 223x113x41           | 1370  |
| 6700SM<br>4, 4.5, 5, 5.5, 6, 7, 8, 9, 10, 11, 12, 13 mm |            |   | 6950                 |       |
| 6956  |            |   | 6954                 |       |
| 6709F<br>0.6x4.5, 1.0x5.5, 1.2x8 mm                     |            |   | 6709PH<br>PH 1, 2, 3 |       |
| 6709M<br>3, 4, 5, 6, 8 mm                               |            |   | 6960<br>50 mm        |       |
| 6962<br>150 mm  |            |   | 6966                 |       |



## 6720NM



## SOCKET SETS

- 1/4" socket set
- High performance alloy steel
- High polished finish
- Metal case
- Insert of elastic plastic material to secure the tools
- ISO 1174
- DIN 3120

|   | <br>731415 |   | <br>mm              | <br>g |
|---|------------|---|---------------------|-------|
| 6720NM  | 1088262    | 1 | 351x114x43          | 2150  |
| 6700SM<br>4, 4.5, 5, 5.5, 6, 7, 8, 9, 10, 11, 12, 13, 14 mm |            |   | 6950                |       |
| 1931M<br>4, 4.5, 5, 5.5, 6, 7, 8, 9, 10, 11, 12, 13, 14 mm  |            |   | 6956                |       |
| 6954  |            |   | 6962<br>150 mm      |       |
| 221 D   |            |   | 7372<br>0.5x3x80 mm |       |
| 6966  |            |   |                     |       |

## A6716DZ



## SOCKET SETS

- 1/4" socket set
- High performance alloy steel
- High polished finish
- Metal case
- Insert of elastic plastic material to secure the tools
- ISO 1174
- DIN 3120


|   | <br>731415 |   | <br>mm     | <br>g |
|---|------------|---|------------|-------|
| A6716DZ   | 1820831    | 1 | 223x113x41 | 1185  |
| A6700DZ<br>3/16, 7/32, 1/4, 9/32, 5/16, 11/32, 3/8, 7/16, 1/2, 9/16 |            |   | 6950       |       |
| 6956  |            |   | 6954       |       |
| 6962<br>150 mm  |            |   | 6966       |       |



# SOCKET SETS 1/4"

## 6821NZ

### SOCKET SETS



- 1/4" socket set
- High performance alloy steel
- High polished finish
- Metal case
- Insert of elastic plastic material to secure the tools
- ISO 1174
- DIN 3120

|  | <br>731415 |                | <br>mm     | <br>g |
|--|------------|----------------|------------|-------|
| 6821NZ   | 1089269    | 1              | 223x113x41 | 1385  |
| <b>6700SZ</b>  |            |                |            |       |
| 5/32, 3/16, 7/32, 1/4, 9/32, 5/16, 11/32, 3/8, 7/16, 1/2, 9/16 |            |                |            |       |
| 6950   |            | 6958           |            |       |
| 6956   |            | 6954           |            |       |
| 6960<br>50 mm  |            | 6962<br>150 mm |            |       |
| 6951   |            | 6966           |            |       |

## 6715MZ

### SOCKET SETS



- 1/4" socket set
- High performance alloy steel
- High polished finish
- Metal case
- Insert of elastic plastic material to secure the tools
- ISO 1174
- DIN 3120

|   | <br>731415   |                | <br>mm     | <br>g |
|---|--|----------------|------------|-------|
| 6715MZ                                    | 3003218  | 1              | 230x126x40 | 1105  |
| <b>6700SM</b>                             |  |                |            |       |
| 4, 4.5, 5, 5.5, 6, 7, 8, 9, 10, 11, 13 mm |  |                |            |       |
| 6950                                      |  | 6950           |            |       |
| 6700SZ                                    | 3/16, 7/32, 1/4, 9/32, 5/16, 11/32, 3/8, 7/16, 1/2 |                | 6956       |       |
| 6954                                      |  | 6962<br>150 mm |            |       |
| 6966                                      |  |                |            |       |



## 6729SM

### SOCKET SETS



- 1/4" socket set with 13 pcs of ref 6700SM on rail-187
- High performance alloy steel
- High polished finish
- ISO 1174
- DIN 3120

|        | <br>731415  |   | <br>mm    | <br>g |
|--------|---|---|-----------|-------|
| 6729SM | 3003225   | 1 | 190x55x25 | 276   |
| 6700SM | 4, 4.5, 5, 5.5, 6, 7, 8, 9, 10, 11, 12, 13, 14 mm |   |           |       |
| 6956   |   |   |           |       |

## 6729SZ

### SOCKET SETS



- 1/4" socket set with 7 pcs of ref 6700SZ on rail-187
- High performance alloy steel
- High polished finish
- ISO 1174
- DIN 3120


|        | <br>731415                             |   | <br>mm    | <br>g |
|--------|--|---|-----------|-------|
| 6729SZ | 3003232                                | 1 | 190x55x25 | 193   |
| 6700SZ | 3/16, 7/32, 1/4, 11/32, 3/8, 7/16, 1/2 |   |           |       |
| 6956   |  |   |           |       |





# SOCKET SETS 1/4"

## R6725MK



### SOCKET SETS

- 1/4" socket set
- Includes ratchet R6950 for refrigeration
- High performance alloy steel
- High polished finish
- Metal case
- Plastic inlay
- ISO 1174
- DIN 3120

|   | <br>731415 |   | <br>mm        | <br>g |
|---|------------|---|---------------|-------|
| R6725MK                                     | 1088354    | 1 | 175x105x26    | 950   |
| 6700SM<br>7, 8, 10 mm                       |            |   | R6950         |       |
| 6954  |            |   | 6962          |       |
| R6967                                       |            |   | R6964A        |       |
| R6810M<br>3.4, 4, 4.5, 5, 6, 7, 8, 9, 10 mm |            |   | R6810Z<br>1/4 |       |
| 6966  |            |   |               |       |

## R6725ZK



### SOCKET SETS


- 1/4" socket set
- Includes ratchet R6950 for refrigeration
- High performance alloy steel
- High polished finish
- Metal case
- Plastic inlay
- ISO 1174
- DIN 3120

|  | <br>731415 |   | <br>mm         | <br>g |
|--|------------|---|----------------|-------|
| R6725ZK                                    | 1784898    | 1 | 175x105x26     | 1000  |
| 6700SZ<br>1/4, 5/16, 3/8, 7/16, 1/2, 11/32 |            |   | R6950          |       |
| 6954                                       |            |   | 6962           |       |
| R6967                                      |            |   | R6964A         |       |
| R6810Z<br>3/16, 1/4, 5/16, 7/32, 3/8       |            |   | R6810M<br>6 mm |       |
| R6822Z<br>15/32x11/32                      |            |   | 6966           |       |



7400SM

HEXAGON METRIC



- Standard length sockets, 3/8" square drive
- Hex profile, metric sizes
- Not suitable for machine operation
- High performance alloy steel
- High polished finish
- Knurled
- ISO 2725/1174
- DIN 3124/3120

|           | <br>731415 |   | <br>mm | L<br>mm | D1<br>mm | D2<br>mm | <br>g |
|-----------|------------|---|--------|---------|----------|----------|-------|
| 7400SM-6  | 1092917    | 5 | 6      | 25.5    | 9.3      | 17       | 15    |
| 7400SM-7  | 1092924    | 5 | 7      | 25.5    | 10.9     | 17       | 15    |
| 7400SM-8  | 1092931    | 5 | 8      | 25.5    | 11.8     | 17       | 16    |
| 7400SM-9  | 1092948    | 5 | 9      | 25.5    | 13.4     | 17       | 19    |
| 7400SM-10 | 1092955    | 5 | 10     | 25.5    | 14.6     | 17       | 19    |
| 7400SM-11 | 1092962    | 5 | 11     | 25.5    | 15.9     | 17       | 20    |
| 7400SM-12 | 1092979    | 5 | 12     | 25.5    | 17       | 17       | 22    |
| 7400SM-13 | 1092986    | 5 | 13     | 25.5    | 18.4     | 17       | 22    |
| 7400SM-14 | 1092993    | 5 | 14     | 27      | 19.6     | 18.4     | 23    |
| 7400SM-15 | 1093006    | 5 | 15     | 27      | 20.9     | 19       | 25    |
| 7400SM-16 | 1831127    | 5 | 16     | 27      | 22       | 20       | 25    |
| 7400SM-17 | 1093020    | 5 | 17     | 27      | 24.5     | 20       | 30    |
| 7400SM-18 | 1831134    | 5 | 18     | 27      | 24.5     | 20       | 30    |
| 7400SM-19 | 1093044    | 5 | 19     | 29      | 25.6     | 21       | 40    |
| 7400SM-20 | 3002570    | 5 | 20     | 29      | 26.8     | 24       | 63    |
| 7400SM-21 | 3002587    | 5 | 21     | 29      | 27.9     | 24       | 73    |
| 7400SM-22 | 3002594    | 5 | 22     | 31      | 29.6     | 26       | 78    |

7400SR/

HEXAGON METRIC



- 3/8" socket set with 12 pce of ref 7400SM on rail-264
- High performance alloy steel
- High polished finish
- ISO 1174
- DIN 3120

|            | <br>731415 |   | <br>mm    | <br>g |
|------------|------------|---|-----------|-------|
| 7400SR/S12 | 3003294    | 1 | 41x273x44 | 438   |

7400SM 8, 9, 10, 11, 12, 13, 14, 15, 16, 17,





## A7400DM

## DOUBLE HEXAGON METRIC


- Standard length sockets, 3/8" square drive
- Bi-hex profile, metric sizes
- Not suitable for machine operation
- High performance alloy steel
- High polished finish
- Knurled
- Thin-walled
- ISO 2725/1174
- DIN 3124/3120
- These sockets are applicable to nuts and bolts used in the aerospace industry

|            | <br>731415 |   | <br>mm | L<br>mm | D1<br>mm | D2<br>mm | T<br>mm | <br>g |
|------------|------------|---|--------|---------|----------|----------|---------|-------|
| A7400DM-6  | 0118212    | 5 | 6      | 25.5    | 9.3      | 17       | 7       | 14    |
| A7400DM-7  | 0118229    | 5 | 7      | 25.5    | 10.9     | 17       | 7       | 14    |
| A7400DM-8  | 0118236    | 5 | 8      | 25.5    | 11.8     | 17       | 8       | 14    |
| A7400DM-9  | 1819965    | 5 | 9      | 25.5    | 13.4     | 17       | 8       | 19    |
| A7400DM-10 | 1819972    | 5 | 10     | 25.5    | 14.6     | 17       | 8       | 19    |
| A7400DM-11 | 1819989    | 5 | 11     | 25.5    | 15.9     | 17       | 8       | 19    |
| A7400DM-12 | 1819996    | 5 | 12     | 25.5    | 17.0     | 17       | 8.5     | 22    |
| A7400DM-13 | 1820008    | 5 | 13     | 25.5    | 18.4     | 17       | 8.5     | 22    |
| A7400DM-14 | 1820015    | 5 | 14     | 27      | 19.6     | 19       | 13      | 22    |
| A7400DM-15 | 1820022    | 5 | 15     | 27      | 20.9     | 19       | 13      | 26    |
| A7400DM-16 | 1820039    | 5 | 16     | 27      | 22       | 20       | 13      | 28    |
| A7400DM-17 | 1820046    | 5 | 17     | 27      | 13.4     | 20       | 13      | 30    |
| A7400DM-18 | 1820053    | 5 | 18     | 27      | 24.5     | 20       | 13      | 36    |
| A7400DM-19 | 1820060    | 5 | 19     | 29      | 25.6     | 21       | 14      | 39    |
| A7400DM-20 | 1820077    | 5 | 20     | 29      | 26.8     | 24       | 14      | 42    |
| A7400DM-21 | 1820084    | 5 | 21     | 29      | 27.9     | 24       | 14      | 49    |
| A7400DM-22 | 1820091    | 5 | 22     | 31      | 29.6     | 26       | 16      | 50    |



## A7400DZ

### DOUBLE HEXAGON INCH



- Standard length sockets, 3/8" square drive
- Bi-hex profile, inch sizes
- Not suitable for machine operation
- High performance alloy steel
- High polished finish
- Knurled
- Thin-walled
- ISO 2725/1174
- DIN 3124/3120
- These sockets are applicable to nuts and bolts used in the aerospace industry

|               | <br>731415 |   |       | L<br>mm | D1<br>mm | D2<br>mm | T<br>mm | <br>g |
|---------------|------------|---|-------|---------|----------|----------|---------|-------|
| A7400DZ-1/4   | 1759193    | 5 | 1/4   | 25.5    | 10       | 17       | 7       | 15    |
| A7400DZ-5/16  | 1759278    | 5 | 5/16  | 25.5    | 11.8     | 17       | 8       | 16    |
| A7400DZ-3/8   | 1759438    | 5 | 3/8   | 25.5    | 14.3     | 17       | 8       | 19    |
| A7400DZ-7/16  | 1759513    | 5 | 7/16  | 25.5    | 16       | 17       | 8       | 21    |
| A7400DZ-1/2   | 1759780    | 5 | 1/2   | 25.5    | 18.4     | 17       | 8.5     | 22    |
| A7400DZ-17/32 | 1819866    | 5 | 17/32 | 25.5    | 19.6     | 18.4     | 8.5     | 23    |
| A7400DZ-9/16  | 1759865    | 5 | 9/16  | 27      | 20.2     | 18.4     | 13      | 25    |
| A7400DZ-19/32 | 1819873    | 5 | 19/32 | 27      | 20.9     | 19       | 13      | 26    |
| A7400DZ-5/8   | 1819880    | 5 | 5/8   | 27      | 22       | 20       | 13      | 28    |
| A7400DZ-11/16 | 1819897    | 5 | 11/16 | 27      | 23.9     | 20       | 13      | 30    |
| A7400DZ-3/4   | 1819903    | 5 | 3/4   | 29      | 25.6     | 21       | 14      | 40    |
| A7400DZ-13/16 | 1819910    | 5 | 13/16 | 29      | 27.9     | 24       | 14      | 44    |
| A7400DZ-7/8   | 1819927    | 5 | 7/8   | 31      | 30       | 26       | 16      | 50    |

## A7410DZ

### DOUBLE HEXAGON INCH



- Swivel sockets, 3/8" square drive
- Bi-hex profile, inch sizes
- Not suitable for machine operation
- High performance alloy steel
- High polished finish
- Thin-walled
- ISO 1174
- DIN 3120
- These sockets are applicable to nuts and bolts used in the aerospace industry


|               | <br>731415 |   |       | L<br>mm | D1<br>mm | D2<br>mm | T<br>mm | <br>g |
|---------------|------------|---|-------|---------|----------|----------|---------|-------|
| A7410DZ-5/16  | 3006271    | 1 | 5/16  | 55.9    | 11.4     | 19.0     | 6.0     | 39    |
| A7410DZ-3/8   | 3006288    | 1 | 3/8   | 55.9    | 11.4     | 19.0     | 6.0     | 39    |
| A7410DZ-7/16  | 3006295    | 1 | 7/16  | 55.9    | 15.7     | 19.0     | 7.6     | 45    |
| A7410DZ-1/2   | 3006301    | 1 | 1/2   | 55.9    | 18.0     | 19.0     | 8.7     | 60    |
| A7410DZ-9/16  | 3006318    | 1 | 9/16  | 55.9    | 16.6     | 19.0     | 10.7    | 69    |
| A7410DZ-5/8   | 3006325    | 1 | 5/8   | 57.8    | 21.2     | 19.0     | 12.2    | 79    |
| A7410DZ-11/16 | 3006332    | 1 | 11/16 | 57.8    | 23.6     | 19.0     | 13.8    | 95    |
| A7410DZ-3/4   | 3006349    | 1 | 3/4   | 59.9    | 25.2     | 19.0     | 15.5    | 100   |



# SOCKETS 3/8"

## A7402DM

## DOUBLE HEXAGON LONG SERIES METRIC




- Deep length sockets, 3/8" square drive
- Bi-hex profile, metric sizes
- Not suitable for machine operation
- High performance alloy steel
- High polished finish
- Knurled
- Thin-walled
- ISO 2725-1/1174-1
- DIN 3120
- These sockets are applicable to nuts and bolts used in the aerospace industry

|            | <br>731415 |   | <br>mm | L<br>mm | D1<br>mm | D2<br>mm | T<br>mm | <br>g |
|------------|------------|---|--------|---------|----------|----------|---------|-------|
| A7402DM-10 | 1820138    | 1 | 10     | 56      | 14.3     | 17.3     | 9.7     | 41    |
| A7402DM-11 | 1820145    | 1 | 11     | 56      | 15.8     | 17.3     | 11.2    | 42    |
| A7402DM-12 | 1820152    | 1 | 12     | 56      | 16.6     | 17.3     | 12.7    | 44    |
| A7402DM-13 | 1820169    | 1 | 13     | 60      | 18.0     | 17.3     | 12.7    | 58    |
| A7402DM-14 | 1820176    | 1 | 14     | 60      | 19.6     | 18.0     | 15.5    | 63    |
| A7402DM-15 | 1820183    | 1 | 15     | 60      | 20.4     | 19.0     | 15.5    | 75    |
| A7402DM-16 | 1820190    | 1 | 16     | 60      | 21.1     | 20.0     | 15.5    | 79    |
| A7402DM-17 | 1820206    | 1 | 17     | 60      | 22.8     | 20.0     | 15.5    | 93    |
| A7402DM-18 | 1820213    | 1 | 18     | 60      | 24.3     | 21.0     | 18.5    | 100   |
| A7402DM-19 | 1820220    | 1 | 19     | 60      | 25.1     | 22.0     | 18.5    | 109   |

## A7402DZ

## DOUBLE HEXAGON LONG SERIES INCH




- Deep length sockets, 3/8" square drive
- Bi-hex profile, inch sizes
- Not suitable for machine operation
- High performance alloy steel
- High polished finish
- Knurled
- Thin-walled
- ISO 2725-1/1174-1
- DIN 3120
- These sockets are applicable to nuts and bolts used in the aerospace industry

|               | <br>731415 |   | <br>" | L<br>mm | D1<br>mm | D2<br>mm | T<br>mm | <br>g |
|---------------|------------|---|-------|---------|----------|----------|---------|-------|
| A7402DZ-1/4   | 1759940    | 1 | 1/4   | 56      | 10.0     | 17.3     | 5.8     | 41    |
| A7402DZ-5/16  | 1760014    | 1 | 5/16  | 56      | 11.4     | 17.3     | 7.4     | 42    |
| A7402DZ-3/8   | 1760366    | 1 | 3/8   | 56      | 14.3     | 17.3     | 10.2    | 45    |
| A7402DZ-7/16  | 1760441    | 1 | 7/16  | 56      | 15.7     | 17.3     | 11.2    | 45    |
| A7402DZ-1/2   | 1760526    | 1 | 1/2   | 60      | 18.0     | 17.3     | 12.7    | 60    |
| A7402DZ-9/16  | 1760793    | 1 | 9/16  | 60      | 19.6     | 18.0     | 15.5    | 69    |
| A7402DZ-19/32 | 3003041    | 1 | 19/32 | 60      | 20.4     | 18.5     | 10.7    | 76    |
| A7402DZ-5/8   | 1820107    | 1 | 5/8   | 60      | 21.1     | 19.0     | 15.5    | 79    |
| A7402DZ-11/16 | 1820114    | 1 | 11/16 | 60      | 23.6     | 20.5     | 15.5    | 95    |
| A7402DZ-3/4   | 1820121    | 1 | 3/4   | 60      | 25.2     | 22.0     | 18.5    | 100   |
| A7402DZ-13/16 | 3003027    | 1 | 13/16 | 60      | 26.7     | 23.5     | 17.0    | 109   |
| A7402DZ-7/8   | 3003034    | 1 | 7/8   | 60      | 29.1     | 26.0     | 18.3    | 109   |



## SF

## HEXAGON METRIC




- Standard length sockets, 3/8" square drive
- Hex profile, metric sizes
- Not suitable for machine operation
- High performance alloy steel
- Matt finish
- ISO 2725/1174
- DIN 3124/3120
- Retail packed on a plastic info card

|         | <br>731415 |   |    | L<br>mm | D1<br>mm | D2<br>mm | <br>g |
|---------|------------|---|----|---------|----------|----------|-------|
| SBSF-10 | 3012654    | 1 | 10 | 25.8    | 14.3     | 17.3     | 19    |
| SBSF-11 | 3012661    | 1 | 11 | 25.8    | 15.7     | 17.3     | 20    |
| SBSF-12 | 3012678    | 1 | 12 | 25.8    | 16.6     | 17.3     | 22    |
| SBSF-13 | 3012685    | 1 | 13 | 25.8    | 18.0     | 17.3     | 22    |
| SBSF-14 | 3012692    | 1 | 14 | 26.2    | 19.6     | 18.0     | 23    |
| SBSF-15 | 3012708    | 1 | 15 | 27.8    | 20.4     | 19.0     | 25    |
| SBSF-16 | 3012715    | 1 | 16 | 28.3    | 21.1     | 20.0     | 25    |
| SBSF-17 | 3012722    | 1 | 17 | 28.8    | 22.8     | 20.0     | 30    |
| SBSF-18 | 3012739    | 1 | 18 | 29.5    | 24.3     | 21.0     | 30    |
| SBSF-19 | 3012746    | 1 | 19 | 30.1    | 25.1     | 22.0     | 40    |

## 7400TORX-E

## TORX®-E



- TORX® sockets, 3/8" square drive
- For TORX® head screws
- Not suitable for machine operation
- High performance alloy steel
- High polished finish
- Knurled
- ISO 2725/1174
- DIN 3124/3120

|              | <br>731415 |   |     | L<br>mm | D1<br>mm | D2<br>mm |         | <br>g |
|--------------|------------|---|-----|---------|----------|----------|---------|-------|
| 7400TORX-E8  | 0118243    | 5 | E8  | 31      | 10.2     | 17       | M5+M6   | 25    |
| 7400TORX-E10 | 3003058    | 5 | E10 | 31      | 12.3     | 17       | M6+M8   | 25    |
| 7400TORX-E11 | 3003065    | 5 | E11 | 31      | 13.3     | 17       | -       | 25    |
| 7400TORX-E12 | 3003072    | 5 | E12 | 31      | 14.3     | 17       | M8+M10  | 25    |
| 7400TORX-E14 | 3003089    | 5 | E14 | 31      | 15.8     | 17       | M10+M12 | 25    |
| 7400TORX-E16 | 3003096    | 5 | E16 | 31      | 19.6     | 19.6     | -       | 26    |
| 7400TORX-E18 | 3003102    | 5 | E18 | 31      | 21       | 21       | M12+M14 | 27    |



## SOCKETS 3/8"

### 7400TORX-ER/

### TORX®-E



- 3/8" socket set with 7 pcs of ref 7400TORX-E on rail-264
- High performance alloy steel
- High polished finish
- ISO 1174
- DIN 3120



| 7400TORX-ER/S7                              | 731415<br>3003300 | 1 | 190x55x25<br>mm | 333<br>g |
|---|-------------------|---|-----------------|----------|
| 7400TORX-E E8, E10, E11, E12, E14, E16, E18 |                   |   |                 |          |



## SOCKET DRIVERS 3/8"

### 7409F

### FOR SLOTTED SCREWS



- 3/8" square drive socket drivers, for slotted head screws
- Not suitable for machine operation
- High performance alloy steel
- High polished finish
- Knurled
- ISO 1174
- DIN 3120



|           |                   |   | L<br>mm | l<br>mm |     |     | D<br>mm |    |
|-----------|-------------------|---|---------|---------|-----|-----|---------|----|
| 7409F-6.5 | 731415<br>3002129 | 5 | 47      | 17      | 0.8 | 6.4 | 19      | 55 |
| 7409F-8   | 3002136           | 5 | 50.5    | 20.5    | 1.2 | 7.9 | 19      | 55 |
| 7409F-10  | 3002143           | 5 | 50.5    | 20.5    | 1.5 | 9.5 | 19      | 59 |

### 7409PH

### FOR PHILLIPS HEAD SCREWS



- 3/8" square drive socket drivers, for Phillips head screws
- Not suitable for machine operation
- High performance alloy steel
- High polished finish
- Knurled
- ISO 1174
- DIN 3120



|          |                   |   |   | l<br>mm | L<br>mm | D<br>mm |    |
|----------|-------------------|---|---|---------|---------|---------|----|
| 7409PH-1 | 731415<br>3002150 | 5 | 1 | 17      | 47      | 19      | 55 |
| 7409PH-2 | 3002167           | 5 | 2 | 17      | 47      | 19      | 55 |
| 7409PH-3 | 3002174           | 5 | 3 | 17      | 47      | 19      | 60 |



## 7409TORX

### FOR TORX® HEAD SCREWS




- 3/8" square drive socket drivers, for TORX® head screws
- Not suitable for machine operation
- High performance alloy steel
- High polished finish
- Knurled
- ISO 1174
- DIN 3120

|              | <br>731415 |   |     | I<br>mm | L<br>mm | D<br>mm |     | <br>g |
|--------------|------------|---|-----|---------|---------|---------|-----|-------|
| 7409TORX-T25 | 3001771    | 5 | T25 | 17      | 47      | 19      | M5  | 54    |
| 7409TORX-T27 | 3001788    | 5 | T27 | 17      | 47      | 19      | -   | 54    |
| 7409TORX-T30 | 3001795    | 5 | T30 | 17      | 47      | 19      | M6  | 54    |
| 7409TORX-T40 | 3001801    | 5 | T40 | 17      | 47      | 19      | M8  | 55    |
| 7409TORX-T45 | 3001818    | 5 | T45 | 20.5    | 50.5    | 19      | -   | 55    |
| 7409TORX-T50 | 3001825    | 5 | T50 | 20.5    | 50.5    | 19      | M10 | 55    |

## 7409TORX-R

### FOR TORX® HEAD SCREWS



- 3/8" square drive socket drivers, for TORX® head screws, tamper resistant
- Not suitable for machine operation
- High performance alloy steel
- High polished finish
- Knurled
- ISO 1174
- DIN 3120

|                | <br>731415 |   |       | I<br>mm | L<br>mm | D<br>mm |     | <br>g |
|----------------|------------|---|-------|---------|---------|---------|-----|-------|
| 7409TORX-R-T27 | 3001856    | 5 | TR 27 | 17      | 47      | 19      | -   | 54    |
| 7409TORX-R-T30 | 3001863    | 5 | TR 30 | 17      | 47      | 19      | M6  | 54    |
| 7409TORX-R-T40 | 3001870    | 5 | TR 40 | 17      | 47      | 19      | M8  | 55    |
| 7409TORX-R-T45 | 3001887    | 5 | TR 45 | 20.5    | 50.5    | 19      | -   | 55    |
| 7409TORX-R-T50 | 3001894    | 5 | TR 50 | 20.5    | 50.5    | 19      | M10 | 55    |

## 7409TORX-TRR/

### FOR TORX® HEAD SCREWS



- 3/8" socket set with 5 pcs of ref 7409TORX-R, tamper resistant, on Rail-187
- High performance alloy steel
- High polished finish
- ISO 1174
- DIN 3120

|                 | <br>731415 |   |           | <br>g |
|-----------------|------------|---|-----------|-------|
| 7409TORX-TRR/S5 | 3003263    | 1 | 190x55x25 | 333   |

7409TORX-R TR-27, TR-30, TR-40, TR-45, TR-50



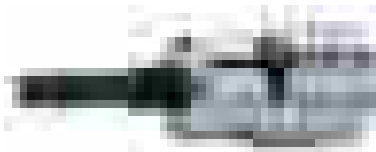




# SOCKET DRIVERS 3/8"

## 7409TORX-L

### FOR TORX® HEAD SCREWS



- 3/8" square drive socket drivers, long, for TORX® head screws
- Not suitable for machine operation
- High performance alloy steel
- High polished finish
- Knurled
- ISO 1174
- DIN 3120

|                | <br>731415 |   |     | I<br>mm | L<br>mm | D<br>mm |     | <br>g |
|----------------|------------|---|-----|---------|---------|---------|-----|-------|
| 7409TORX-T25-L | 3011237    | 5 | T25 | 110     | 140     | 19      | M5  | 108   |
| 7409TORX-T30-L | 3011244    | 5 | T30 | 110     | 140     | 19      | M6  | 108   |
| 7409TORX-T40-L | 3011251    | 5 | T40 | 110     | 140     | 19      | M8  | 109   |
| 7409TORX-T45-L | 3011268    | 5 | T45 | 110     | 140     | 19      | -   | 109   |
| 7409TORX-T50-L | 3011275    | 5 | T50 | 110     | 140     | 19      | M10 | 110   |

## 7409M

### HEX HEAD DRIVERS

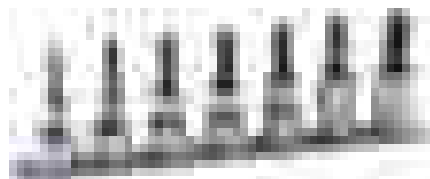


- 3/8" square drive socket drivers, for hex head screws
- Metric sizes
- Not suitable for machine operation
- High performance alloy steel
- High polished finish
- Knurled
- ISO 1174
- DIN 3120

|          | <br>731415 |   | <br>mm | I<br>mm | L<br>mm | D<br>mm | <br>g |
|----------|------------|---|--------|---------|---------|---------|-------|
| 7409M-3  | 3002235    | 5 | 3      | 17      | 47      | 19      | 32    |
| 7409M-4  | 3001900    | 5 | 4      | 17      | 47      | 19      | 32    |
| 7409M-5  | 3001917    | 5 | 5      | 17      | 47      | 19      | 35    |
| 7409M-6  | 3001924    | 5 | 6      | 17      | 47      | 19      | 40    |
| 7409M-7  | 3001931    | 5 | 7      | 20.5    | 50.5    | 19      | 45    |
| 7409M-8  | 3001948    | 5 | 8      | 20.5    | 50.5    | 19      | 50    |
| 7409M-10 | 3001962    | 5 | 10     | 20.5    | 50.5    | 19      | 54    |

## 7409MR/

### HEX HEAD DRIVERS



- 3/8" socket set with 7 pcs of ref 7409M on Rail-187
- High performance alloy steel
- High polished finish
- ISO 1174
- DIN 3120

|           | <br>731415 |   | <br>mm    | <br>g |
|-----------|------------|---|-----------|-------|
| 7409MR/S7 | 3003256    | 1 | 190x55x25 | 332   |


7409MR/S7 3, 4, 5, 6, 7, 8, 10 MM





## 7409BH

## HEX HEAD DRIVERS



- 3/8" square drive ball hex socket drivers, for hex head screws
- Metric sizes
- Not suitable for machine operation
- High performance alloy steel
- High polished finish
- Knurled
- ISO 1174
- DIN 3120

|           | <br>731415 |   | <br>mm | <b>I</b><br>mm | <b>L</b><br>mm | <b>D</b><br>mm | <br>g |
|-----------|------------|---|--------|----------------|----------------|----------------|-------|
| 7409BH-4  | 3002075    | 5 | 4      | 65.5           | 95.5           | 19             | 54    |
| 7409BH-5  | 3002082    | 1 | 5      | 65.5           | 95.5           | 19             | 54    |
| 7409BH-6  | 3002099    | 5 | 6      | 65.5           | 95.5           | 19             | 55    |
| 7409BH-8  | 3002105    | 5 | 8      | 65.5           | 95.5           | 19             | 57    |
| 7409BH-10 | 3002112    | 5 | 10     | 65.5           | 95.5           | 19             | 59    |

# ACCESSORIES 3/8"



## 7755-3/8

## REVERSIBLE RATCHET

**ergo**<sup>®</sup>



- 3/8" ratchet, developed according to the scientific ERGO™ process
- 72 teeth/5° action angle
- High performance alloy steel
- High polished finish
- Easy change of direction with one hand, by a short turn of reversing ring, patented
- Quick release of sockets by pressing the locking button
- Integrated quick-turning disc to accelerate operation in fastening or releasing easy running screws
- Spare parts available
- ISO 3315/1174-2
- DIN 3122/3120; UNE 16512
- SB = Retail packed on a plastic info card

|            | <br>731415 |   | <br>mm | <br>g |
|------------|------------|---|--------|-------|
| 7755-3/8   | 3002372    | 1 | 215    | 245   |
| SB7755-3/8 | 3010100    | 1 | 215    | 245   |



## 7750

### REVERSIBLE RATCHET



- 3/8" ratchet, reversible
- 80 teeth/4.5° action angle
- High performance alloy steel
- High polished finish
- Sealed
- Smooth operation
- Double pawl system for superior strength
- Patented mechanism
- Spare parts available
- ISO 3315/1174-2; DIN 3122/3120; UNE 16512

|      |            |   |             |       |
|------|------------|---|-------------|-------|
|      | <br>731415 |   | <br>L<br>mm | <br>g |
| 7750 | 1096427    | 1 | 205         | 260   |

## 7750RN

### REVERSIBLE RATCHET



- 3/8" ratchet, reversible
- 72 teeth/5° action angle
- High performance alloy steel
- High polished finish
- Indicating arrow for turning direction. Patented
- Spare parts available
- ISO 3315/1174-2
- DIN 3122/3120; UNE 16512

|        |            |   |             |       |
|--------|------------|---|-------------|-------|
|        | <br>731415 |   | <br>L<br>mm | <br>g |
| 7750RN | 1831240    | 1 | 202         | 205   |

## SBS750

### REVERSIBLE RATCHET



- 3/8" Ratchet, reversible
- 60 teeth/6° action angle
- High performance alloy steel
- Matt finish
- Quick release
- ISO 3315/1174-2; DIN 3122/3120; UNE 16512
- Retail pack

|        |            |   |             |       |
|--------|------------|---|-------------|-------|
|        | <br>731415 |   | <br>L<br>mm | <br>g |
| SBS750 | 3012883    | 1 | 200         | 235   |



7710

REVERSIBLE FLEX-HEAD RATCHET



- 3/8" flex-head ratchet, reversible
- 60 teeth/6° action angle
- High performance alloy steel
- High polished finish
- Quick release
- ISO 3315/1174-2; DIN 3122/3120; UNE 16512

|      |            |   |             |       |
|------|------------|---|-------------|-------|
|      | <br>731415 |   | <br>L<br>mm | <br>g |
| 7710 | 1551445    | 1 | 280         | 340   |

7752

SPEEDER



- 3/8" speeder, with rotary steel handle
- High performance alloy steel
- High polished finish
- ISO 3315/1174
- DIN 3122/3123/3120

|      |            |   |             |       |
|------|------------|---|-------------|-------|
|      | <br>731415 |   | <br>L<br>mm | <br>g |
| 7752 | 1096533    | 1 | 435         | 410   |

7758

BREAKER BAR



- 3/8" breaker bar
- High performance alloy steel
- High polished finish
- ISO 3315/1174
- DIN 3122/3123/3120

|      |            |   |             |       |
|------|------------|---|-------------|-------|
|      | <br>731415 |   | <br>L<br>mm | <br>g |
| 7758 | 1096595    | 1 | 250         | 250   |

S705

BREAKER BAR



- 3/8" breaker bar
- High performance alloy steel
- Matt finish
- ISO 3315/1174
- DIN 3122/3123/3120
- Retail pack

|        |            |   |             |       |
|--------|------------|---|-------------|-------|
|        | <br>731415 |   | <br>L<br>mm | <br>g |
| SBS705 | 3012968    | 1 | 240         | 250   |



**7754**

## SLIDING T-HANDLE



- 3/8" sliding T-handle
- High performance alloy steel
- High polished finish
- 100% sliding
- ISO 3315/1174
- DIN 3122/3123/3120; UNE 16512



7754



731415

1096557



1



160



130

**S755**

## SLIDING T-HANDLE



- 3/8" sliding T-handle
- High performance alloy steel
- Matt finish
- ISO 3315/1174
- DIN 3122/3123/3120
- Retail pack



SBS755



731415

3012913



1



160



130

**7757**

## SPINNER HANDLE



- 3/8" spinner handle
- Integrated 3/8" female square drive in the handle for use as extension bar or with a sliding T-handle
- High performance alloy steel
- High polished finish
- ISO 3315/1174
- DIN 3122/3123/3120; UNE 16512



7757



731415

1096588



1



150



170



7760-7761-7762

EXTENSION BARS




- 3/8" extension bars
- High performance alloy steel
- High polished finish
- ISO 3316/1174
- DIN 3122/3123/3120; UNE 16511
- SB = Retail packed on a plastic info card

|        | <br>731415 |   |     |     |
|--------|------------|---|-----|-----|
| 7760   | 1096618    | 1 | 75  | 80  |
| 7761   | 1096632    | 1 | 127 | 115 |
| 7762   | 1096649    | 1 | 252 | 210 |
| SB7760 | 3003980    | 1 | 75  | 80  |
| SB7762 | 3004000    | 1 | 252 | 210 |

7760-W - 7761-W

EXTENSION BARS



- 3/8" wobbler extension bars
- High performance alloy steel
- High polished finish
- ISO 1174
- DIN 3120

|        | <br>731415 |   | L1<br>mm | L2<br>mm | L3<br>mm |     |
|--------|------------|---|----------|----------|----------|-----|
| 7760-W | 0107155    | 1 | 75       | 18       | 8        | 75  |
| 7761-W | 0107162    | 1 | 150      | 18       | 8        | 145 |

7759

EXTENSION BARS



- 3/8" flexible extension bar
- High performance alloy steel
- High polished finish
- ISO 1174
- DIN 3120
- Not designed for final tightening or initial loosening

|      | <br>731415 |   |     |     |
|------|------------|---|-----|-----|
| 7759 | 1096601    | 1 | 208 | 125 |



## S760 - S762

### EXTENSION BARS



- 3/8" extension bars
- High performance alloy steel
- Matt finish
- ISO 3316/1174
- DIN 3122/3123/3120
- Retail pack

|        | <br>731415 |   | <br>L<br>mm | <br>g |
|--------|------------|---|-------------|-------|
| SBS760 | 3012937    | 1 | 75          | 80    |
| SBS761 | 3012944    | 1 | 125         | 115   |
| SBS762 | 3012951    | 1 | 250         | 210   |

## 7766

### UNIVERSAL JOINT



- 3/8" universal joint
- High performance alloy steel
- High polished finish
- ISO 3316/1174
- DIN 3122/3123/3120; UNE 16511

|      | <br>731415 |   | <br>L<br>mm | <br>g |
|------|------------|---|-------------|-------|
| 7766 | 1096694    | 1 | 51.5        | 70    |

## S775

### UNIVERSAL JOINT



- 3/8" universal joint
- High performance alloy steel
- Matt finish
- ISO 3316/1174
- DIN 3122/3123/3120; UNE 16511
- Retail pack

|        | <br>731415 |   | <br>L<br>mm | <br>g |
|--------|------------|---|-------------|-------|
| SBS775 | 3012920    | 1 | 52          | 70    |



7768

UNIVERSAL JOINT



- 3/8" universal joint , smooth operation
- High performance alloy steel
- High polished finish
- ISO 3316/1174
- DIN 3122/3123/3120; UNE 16511
- Curved shapes give a very smooth movement transmission improving working efficiency
- Action spring for a correct fixing
- 45° action angle

|      |            |   |             |       |
|------|------------|---|-------------|-------|
|      | <br>731415 |   | <br>L<br>mm | <br>g |
| 7768 | 0128433    | 1 | 45          | 60    |

7764

ADAPTORS



- Decreasing adaptor for 3/8" square drive and 1/4" sockets
- High performance alloy steel
- High polished finish
- ISO 1174
- DIN 3120/3123; UNE 16503

|      |            |   |     |     |             |       |
|------|------------|---|-----|-----|-------------|-------|
|      | <br>731415 |   |     |     | <br>L<br>mm | <br>g |
| 7764 | 1096670    | 1 | 3/8 | 1/4 | 24.7        | 25    |

8164-1/2

ADAPTORS




- Increasing adaptor for 3/8" square drive and 1/2" sockets
- High performance alloy steel
- High polished finish
- ISO 1174
- DIN 3120/3123; UNE 16503

|          |            |   |      |      |             |       |
|----------|------------|---|------|------|-------------|-------|
|          | <br>731415 |   |      |      | <br>L<br>mm | <br>g |
| 8164-1/2 | 1105266    | 1 | 3/8" | 1/2" | 33          | 62    |

8167

ADAPTORS



- Increasing flat adaptor for 3/8" square drive and 1/2" sockets
- High performance alloy steel
- Galvanised finish
- With magnet in the drive disc
- ISO 1174
- DIN 3120; UNE 16503


|      |            |   |     |     |             |       |
|------|------------|---|-----|-----|-------------|-------|
|      | <br>731415 |   |     |     | <br>L<br>mm | <br>g |
| 8167 | 3003584    | 1 | 3/8 | 1/2 | 13.0        | 30    |





## ACCESSORIES 3/8"

### S723/S724



### ADAPTORS

- Adaptors for 3/8" square drive and 1/4" and 1/2" sockets
- High performance alloy steel
- Matt finish
- ISO 1174
- DIN 3120/3123; UNE 16503
- Retail pack

|        | <br>731415 |   |      |      |    |    |
|--------|------------|---|------|------|----|----|
| SBS723 | 3012890    | 1 | 3/8" | 1/4" | 27 | 25 |
| SBS724 | 3012906    | 1 | 3/8" | 1/2" | 35 | 62 |

### 7106




### ADAPTORS

- 3/8" adaptor for 5/16" bits
- High performance alloy steel
- High polished finish
- ISO 1174
- DIN 3120; UNE 16503



|           | <br>841334 |   |       | L<br>mm | D1<br>mm | D2<br>mm |    |
|-----------|------------|---|-------|---------|----------|----------|----|
| 7106J0080 | 5025164    | 1 | 5/16" | 28      | 17       | 13       | 32 |

### 8967/



### ADAPTOR SET

- Increasing flat adaptors set, 3 pcs
- Content: 7767, 8167 and 8967
- High performance alloy steel
- Galvanised finish
- With magnet in the drive disc
- ISO 1174
- DIN 3120; UNE 16503

|         | <br>731415 |   |            |     |
|---------|------------|---|------------|-----|
| 8967/S3 | 3003607    | 1 | 30x194x110 | 109 |



**7755-SO/1**

**SPARE PARTS ASSORTMENT**



- Spare parts kit for 3/8" ratchet 7755-3/8
- Contents: 6 pcs

|           |            |   |       |
|-----------|------------|---|-------|
|           | <br>731415 |   | <br>g |
| 7755-SO/1 | 3010728    | 1 | 53    |

**7750-SPARE**

**SPARE PARTS ASSORTMENT**



- Spare parts kit for 3/8" ratchet 7750

|            |            |   |       |
|------------|------------|---|-------|
|            | <br>731415 |   | <br>g |
| 7750-SPARE | 0187874    | 1 | 60    |

**7750RN-SPARE**

**SPARE PARTS ASSORTMENT**



- Spare parts kit for 3/8" ratchet 7750RN

|              |            |   |       |
|--------------|------------|---|-------|
|              | <br>731415 |   | <br>g |
| 7750RN-SPARE | 0209361    | 1 | 60    |

**7710-SO/1**

**SPARE PARTS ASSORTMENT**



- Spare parts kit for 3/8" ratchet 7710

|           |            |   |       |
|-----------|------------|---|-------|
|           | <br>731415 |   | <br>g |
| 7710-SO/1 | 1809744    | 1 | 109   |



## ACCESSORIES 3/8"

187/264/340

### SOCKET RAILS

- Socket rails in zinc coated metal with 2 holes for screws, (-340 with 3 holes)
- Suitable for CLIPS-1/4 (1/4"), CLIPS-3/8 (3/8") and CLIPS-1/2 (1/2")
- Fitting sockets or socket drivers, in the respective square size

|          | <br>731415 |   | <br>L<br>mm | <br>g |
|----------|------------|---|-------------|-------|
| RAIL-187 | 3003621    | 3 | 187         | 15    |
| RAIL-264 | 3003638    | 3 | 264         | 20    |
| RAIL-340 | 3003645    | 3 | 340         | 30    |

C3/8

### CLIPS

- Rail-clips for 3/8" sockets and socket drivers
- Nickel plated, spring metal
- To be used on RAIL-187, -264 or -340

|           | <br>731415 |    | <br>L<br>mm | <br>g |
|-----------|------------|----|-------------|-------|
| CLIPS-3/8 | 3003195    | 25 | 19          | 2     |



## SOCKET SETS 3/8"

7420RE

### SOCKET SETS


- 3/8" socket set
- Includes 3/8" ratchet, developed according to the scientific ERGO™ process
- Hex sockets, metric sizes
- High performance alloy steel
- High polished finish
- Metal case
- Insert of elastic plastic material to hold the tools
- ISO 1174
- DIN 3120

|  | <br>731415 |   | <br>mm         | <br>g |
|--|------------|---|----------------|-------|
| 7420RE                                       | 3014962    | 1 | 312x115x50     | 1900  |
| 7755-3/8                                     |            |   | 7761<br>125 mm |       |
| 7400SM                                       |            |   |                |       |
| 8, 10, 11, 12, 13, 14, 15, 16, 17, 18, 19 mm |            |   |                |       |



## 7440ME

### SOCKET SETS



- 3/8" socket set
- Includes 3/8" ratchet, developed according to the scientific ERGO™ process
- Hex sockets, metric sizes
- High performance alloy steel
- High polished finish
- Metal case
- Insert of elastic plastic material to hold the tools
- ISO 1174
- DIN 3120

|   | <br>731415 |   | <br>mm             | <br>g        |
|---|------------|---|--------------------|--------------|
| 7440ME  | 3014986    | 1 | 312x115x50         | 2075         |
| 7400SM<br>6, 7, 8, 9, 10, 11, 12, 13, 14, 15, 17, 19 mm |            |   |                    | 7755-3/8<br> |
| 7758<br>  |            |   | 7761<br>125 mm<br> |              |

## 7430GE

### SOCKET SETS



- 3/8" socket set
- Includes 3/8" ratchet, developed according to the scientific ERGO™ process
- Hex sockets, metric sizes
- High performance alloy steel
- High polished finish
- Metal case
- Insert of elastic plastic material to hold the tools
- ISO 1174
- DIN 3120

|   | <br>731415 |   | <br>mm             | <br>g        |
|---|------------|---|--------------------|--------------|
| 7430GE  | 3014979    | 1 | 312x115x50         | 2300         |
| 7754<br>  |            |   | 7761<br>125 mm<br> |              |
| 7762<br>250 mm<br>                                      |            |   | 7766<br>           |              |
| 7400SM<br>6, 7, 8, 9, 10, 11, 12, 13, 14, 15, 17, 19 mm |            |   |                    | 7755-3/8<br> |



# SOCKET SETS 3/8"

## A7435DME

### SOCKET SETS




- 3/8" socket set
- Includes 3/8" ratchet, developed according to the scientific ERGO™ process
- Bi-hex sockets, metric sizes
- High performance alloy steel
- High polished finish
- Metal case
- Insert of elastic plastic material to hold the tools
- ISO 1174
- DIN 3120

|                | <br>731415   |                | <br>mm     | <br>g |
|----------------|--|----------------|------------|-------|
| A7435DME       | 3015006  | 1              | 490X150X38 | 3300  |
| A7400DM        | 9, 10, 11, 12, 13, 14, 15, 16, 17, 18, 19, 20, 21, 22 mm |                |            |       |
| 7755-3/8       |  | 7758           |            |       |
| 7754           |  | 7752           |            |       |
| 7760<br>75 mm  |  | 7761<br>125 mm |            |       |
| 7762<br>250 mm |  | 7766           |            |       |

## A7440DZE

### SOCKET SETS




- 3/8" socket set
- Includes 3/8" ratchet, developed according to the scientific ERGO™ process
- Bi-hex sockets, inch sizes
- High performance alloy steel
- High polished finish
- Metal case
- Insert of elastic plastic material to hold the tools
- ISO 1174
- DIN 3120

|                | <br>731415   |      | <br>mm     | <br>g |
|----------------|--|------|------------|-------|
| A7440DZE       | 3014993  | 1    | 490X150X38 | 2050  |
| A7400DZ        | 1/4, 5/16, 3/8, 7/16, 1/2, 9/16, 5/8, 11/16, 3/4, 13/16, 7/8 |      |            |       |
| 7755-3/8       |  | 7758 |            |       |
| 7761<br>125 mm |  |      |            |       |



## A7440DME



### SOCKET SETS

- 3/8" socket set
- Includes 3/8" ratchet, developed according to the scientific ERGO™ process
- Bi-hex sockets, metric sizes
- High performance alloy steel
- High polished finish
- Metal case
- Insert of elastic plastic material to hold the tools
- ISO 1174
- DIN 3120

|                | <br>731415   |      | <br>mm     | <br>g |
|----------------|--|------|------------|-------|
| A7440DME       | 3015419  | 1    | 312x115x50 | 2050  |
| A7400DM        | 9, 10, 11, 12, 13, 14, 15, 16, 17, 18, 19, 20, 21, 22 mm |      |            |       |
| 7755-3/8       |  | 7758 |            |       |
| 7761<br>125 mm |  |      |            |       |

## A7535DZE



### SOCKET SETS

- 3/8" socket set
- Includes 3/8" ratchet, developed according to the scientific ERGO™ process
- Bi-hex sockets, inch sizes
- High performance alloy steel
- High polished finish
- Metal case
- Insert of elastic plastic material to hold the tools
- ISO 1174
- DIN 3120

|               | <br>731415   |                | <br>mm     | <br>g |
|---------------|--|----------------|------------|-------|
| A7535DZE      | 3015013  | 1              | 45x500x165 | 3150  |
| A7400DZ       | 1/4, 5/16, 3/8, 7/16, 1/2, 17/32, 9/16, 19/32, 5/8, 11/16, 3/4, 13/16, 7/8 |                |            |       |
| 7755-3/8      |  | 7758           |            |       |
| 7754          |  | 7752           |            |       |
| 7760<br>75 mm |  | 7762<br>250 mm |            |       |
| 7766          |  |                |            |       |



# SOCKET SETS 3/8"

7429JDE

## SOCKET SETS



- 3/8" socket set
- Includes 3/8" ratchet, developed according to the scientific ERGO™ process
- Bi-hex sockets, metric sizes
- High performance alloy steel
- High polished finish
- Metal case
- Insert of elastic plastic material to hold the tools
- ISO 1174
- DIN 3120

|                      | <br>731415  |                           | <br>mm     | <br>g |
|----------------------|---|---------------------------|------------|-------|
| 7429JDE              | 3003348   | 1                         | 490X150X38 | 3743  |
| A7400DM              | 6, 7, 8, 9, 10, 11, 12, 13, 14, 15, 16, 17, 18, 19, 20, 21, 22 mm |                           |            |       |
| 7755-3/8             |   | 7757                      |            |       |
| 7754                 |   | 7409F<br>6.5, 8 mm        |            |       |
| 7409PH<br>PH 1, 2, 3 |   | 7409M<br>3, 4, 5, 6, 8 mm |            |       |
| 7760<br>75 mm        |   | 7762<br>250 mm            |            |       |
| 7407H                |   | 7766                      |            |       |








## 7800SM

## HEXAGON METRIC



- Standard length sockets, 1/2" square drive
- Hex profile, metric sizes
- Not suitable for machine operation
- High performance alloy steel
- High polished finish
- Knurled
- ISO 2725/1174
- DIN 3124/3120
- SB = Retail packed on a plastic info card

|  | <br>731415 |  | <br>mm | L<br>mm | D1<br>mm | D2<br>mm | <br>g |
|---|---|--|---|---------|----------|----------|--|
| 7800SM-8  | 1830793   | 10   | 8   | 38      | 12.9     | 22.0     | 42   |
| 7800SM-9  | 1830809   | 10   | 9   | 38      | 14.2     | 22.0     | 42   |
| 7800SM-10   | 1097851   | 10   | 10  | 38      | 15.4     | 22.0     | 51   |
| 7800SM-11   | 1097868   | 10   | 11  | 38      | 16.6     | 22.0     | 51   |
| 7800SM-12   | 1097875   | 10   | 12  | 38      | 17.9     | 22.0     | 51   |
| 7800SM-13   | 1097882   | 10   | 13  | 38      | 19.1     | 22.0     | 53   |
| 7800SM-14   | 1097899   | 10   | 14  | 38      | 20.4     | 22.0     | 54   |
| 7800SM-15   | 1097905   | 10   | 15  | 38      | 21.6     | 22.0     | 64   |
| 7800SM-16   | 1097912   | 10   | 16  | 38      | 22.9     | 22.0     | 64   |
| 7800SM-17   | 1097929   | 10   | 17  | 38      | 24.1     | 23.0     | 72   |
| 7800SM-18   | 1097936   | 10   | 18  | 38      | 25.4     | 23.5     | 76   |
| 7800SM-19   | 1097943   | 10   | 19  | 38      | 26.6     | 24.0     | 80   |
| 7800SM-21   | 1097967   | 5  | 21  | 39      | 29.1     | 25.0     | 102  |
| 7800SM-22   | 1097974   | 5  | 22  | 39      | 30.4     | 25.5     | 109  |
| 7800SM-23   | 1097981   | 5  | 23  | 40      | 31.6     | 26.0     | 109  |
| 7800SM-24   | 1097998   | 5  | 24  | 41      | 32.9     | 26.5     | 121  |
| 7800SM-25   | 1098001   | 5  | 25  | 42      | 34.1     | 27.0     | 124  |
| 7800SM-26   | 1830823   | 5  | 26  | 43      | 35.4     | 28.0     | 136  |
| 7800SM-27   | 1098025   | 5  | 27  | 44      | 36.6     | 29.0     | 173  |
| 7800SM-28   | 1830830   | 5  | 28  | 45      | 37.9     | 29.0     | 173  |
| 7800SM-30   | 1098056   | 5  | 30  | 47      | 40.4     | 29.5     | 189  |
| 7800SM-32   | 1098063   | 5  | 32  | 47      | 42.9     | 30.5     | 227  |
| 7800SM-34   | 3011305   | 5  | 34  | 47      | 43.0     | 42.0     | 228  |
| 7800SM-36   | 1098087   | 1  | 36  | 57      | 50.0     | 42.0     | 315  |
| SB7800SM-8  | 0104680   | 1  | 8   | 38      | 12.9     | 22.0     | 42   |
| SB7800SM-9  | 0104697   | 1  | 9   | 38      | 14.2     | 22.0     | 42   |
| SB7800SM-10   | 0104703   | 1  | 10  | 38      | 15.4     | 22.0     | 51   |
| SB7800SM-11   | 0104710   | 1  | 11  | 38      | 16.6     | 22.0     | 51   |
| SB7800SM-12   | 0104727   | 1  | 12  | 38      | 17.9     | 22.0     | 51   |
| SB7800SM-13   | 0104734   | 1  | 13  | 38      | 19.1     | 22.0     | 53   |
| SB7800SM-14   | 0104741   | 1  | 14  | 38      | 20.4     | 22.0     | 54   |
| SB7800SM-15   | 0104758   | 1  | 15  | 38      | 21.6     | 22.0     | 64   |
| SB7800SM-16   | 0104765   | 1  | 16  | 38      | 22.9     | 22.0     | 64   |
| SB7800SM-17   | 0104772   | 1  | 17  | 38      | 24.1     | 23.0     | 72   |
| SB7800SM-18   | 0104789   | 1  | 18  | 38      | 25.4     | 23.5     | 76   |
| SB7800SM-19   | 0104796   | 1  | 19  | 38      | 26.6     | 24.0     | 80   |
| SB7800SM-21   | 0104819   | 1  | 21  | 39      | 29.1     | 25.0     | 102  |
| SB7800SM-22   | 0104826   | 1  | 22  | 39      | 30.4     | 25.5     | 109  |
| SB7800SM-23   | 0104833   | 1  | 23  | 40      | 31.6     | 26.0     | 109  |
| SB7800SM-24   | 0104840   | 1  | 24  | 41      | 32.9     | 26.5     | 121  |
| SB7800SM-25   | 0104857   | 1  | 25  | 41      | 34.1     | 27.0     | 124  |
| SB7800SM-26   | 0104864   | 1  | 26  | 43      | 35.4     | 28.0     | 136  |
| SB7800SM-27   | 0104871   | 1  | 27  | 44      | 36.6     | 29.0     | 173  |
| SB7800SM-28   | 0104888   | 1  | 28  | 45      | 37.9     | 29.0     | 173  |
| SB7800SM-30   | 0104895   | 1  | 30  | 47      | 40.4     | 29.5     | 189  |
| SB7800SM-32   | 0104901   | 1  | 32  | 47      | 42.9     | 30.5     | 227  |





## 7805SM

## HEXAGON LONG SERIES METRIC



- Deep length sockets, 1/2" square drive
- Hex profile, metric sizes
- Not suitable for machine operation
- High performance alloy steel
- High polished finish
- Knurled
- ISO 2725-1/1174-1
- DIN 3120




|           | <br>731415 |   | <br>mm | L<br>mm | D1<br>mm | D2<br>mm | <br>g |
|-----------|------------|---|--------|---------|----------|----------|-------|
| 7805SM-10 | 3011312    | 5 | 10     | 82.6    | 14.9     | 22.5     | 95    |
| 7805SM-12 | 3011329    | 5 | 12     | 82.6    | 17.9     | 22.5     | 103   |
| 7805SM-13 | 3011336    | 5 | 13     | 82.6    | 17.9     | 22.5     | 109   |
| 7805SM-14 | 3011343    | 5 | 14     | 82.6    | 20.4     | 22.5     | 135   |
| 7805SM-15 | 3011350    | 5 | 15     | 82.6    | 21.6     | 22.5     | 138   |
| 7805SM-16 | 3011367    | 5 | 16     | 82.6    | 22.9     | 22.5     | 150   |
| 7805SM-17 | 3011374    | 5 | 17     | 82.6    | 24.1     | 22.5     | 180   |
| 7805SM-18 | 3011381    | 5 | 18     | 82.6    | 25.2     | 22.5     | 164   |
| 7805SM-19 | 3011398    | 5 | 19     | 82.6    | 26.3     | 22.5     | 163   |
| 7805SM-20 | 3011404    | 5 | 20     | 82.6    | 26.3     | 22.5     | 163   |
| 7805SM-21 | 3011411    | 1 | 21     | 82.6    | 28.3     | 24.3     | 228   |
| 7805SM-22 | 3011428    | 1 | 22     | 82.6    | 29.9     | 25.9     | 234   |
| 7805SM-23 | 3011435    | 1 | 23     | 82.6    | 28.3     | 24.3     | 228   |
| 7805SM-24 | 3011442    | 1 | 24     | 82.6    | 32.0     | 28.0     | 296   |
| 7805SM-25 | 3011459    | 1 | 25     | 82.6    | 32.0     | 28.0     | 296   |
| 7805SM-26 | 3011466    | 1 | 26     | 82.6    | 34.7     | 30.7     | 320   |
| 7805SM-27 | 3011473    | 1 | 27     | 82.6    | 36.2     | 32.2     | 353   |
| 7805SM-28 | 3011480    | 1 | 28     | 82.6    | 36.2     | 32.2     | 353   |
| 7805SM-29 | 3011497    | 1 | 29     | 82.6    | 36.2     | 32.2     | 353   |
| 7805SM-30 | 3011503    | 1 | 30     | 82.6    | 40.9     | 36.4     | 421   |
| 7805SM-32 | 3011527    | 1 | 32     | 82.6    | 40.9     | 36.4     | 421   |



## 7800DM

## DOUBLE HEXAGON METRIC



- Standard length sockets, 1/2" square drive
- Bi-hex profile, metric sizes
- Not suitable for machine operation
- High performance alloy steel
- High polished finish
- Knurled
- ISO 2725/1174
- DIN 3124/3120
- SB = Retail packed on a plastic info card

|             | <br>731415 |    | <br>mm | L<br>mm | D1<br>mm | D2<br>mm | <br>g |
|-------------|------------|----|--------|---------|----------|----------|-------|
| 7800DM-8    | 1830854    | 10 | 8      | 38      | 12.9     | 22.0     | 42    |
| 7800DM-9    | 1830861    | 10 | 9      | 38      | 14.2     | 22.0     | 42    |
| 7800DM-10   | 1096991    | 10 | 10     | 38      | 15.4     | 22.0     | 51    |
| 7800DM-11   | 1097011    | 10 | 11     | 38      | 16.6     | 22.0     | 51    |
| 7800DM-12   | 1097035    | 10 | 12     | 38      | 17.9     | 22.0     | 51    |
| 7800DM-13   | 1097059    | 10 | 13     | 38      | 19.1     | 22.0     | 56    |
| 7800DM-14   | 1097073    | 10 | 14     | 38      | 20.4     | 22.0     | 56    |
| 7800DM-15   | 1097097    | 10 | 15     | 38      | 21.6     | 22.0     | 64    |
| 7800DM-16   | 1097110    | 10 | 16     | 38      | 22.9     | 22.0     | 64    |
| 7800DM-17   | 1097134    | 10 | 17     | 38      | 24.1     | 23.0     | 72    |
| 7800DM-18   | 1097158    | 10 | 18     | 38      | 25.4     | 23.5     | 76    |
| 7800DM-19   | 1097172    | 10 | 19     | 38      | 26.6     | 24.0     | 80    |
| 7800DM-20   | 1097196    | 5  | 20     | 38      | 27.9     | 24.5     | 81    |
| 7800DM-21   | 1097219    | 10 | 21     | 39      | 29.1     | 25.0     | 102   |
| 7800DM-22   | 1097233    | 5  | 22     | 39      | 30.4     | 25.5     | 109   |
| 7800DM-23   | 1097257    | 5  | 23     | 40      | 31.6     | 26.0     | 109   |
| 7800DM-24   | 1097271    | 5  | 24     | 41      | 32.9     | 26.5     | 121   |
| 7800DM-25   | 1097295    | 5  | 25     | 42      | 34.1     | 27.0     | 124   |
| 7800DM-26   | 1097318    | 5  | 26     | 43      | 35.4     | 28.0     | 136   |
| 7800DM-27   | 1097332    | 5  | 27     | 44      | 36.6     | 29.0     | 173   |
| 7800DM-28   | 1097356    | 5  | 28     | 45      | 37.9     | 27.6     | 173   |
| 7800DM-29   | 1097363    | 5  | 29     | 46      | 39.1     | 28.6     | 175   |
| 7800DM-30   | 1097370    | 5  | 30     | 47      | 40.4     | 29.5     | 189   |
| 7800DM-32   | 1097387    | 5  | 32     | 47      | 42.9     | 30.5     | 227   |
| 7800DM-36   | 1097400    | 1  | 36     | 57      | 50.0     | 42.0     | 315   |
| SB7800DM-8  | 0104437    | 1  | 8      | 38      | 12.9     | 22.0     | 42    |
| SB7800DM-9  | 0104444    | 1  | 9      | 38      | 14.2     | 22.0     | 42    |
| SB7800DM-10 | 0104451    | 1  | 10     | 38      | 15.4     | 22.0     | 51    |
| SB7800DM-11 | 0104468    | 1  | 11     | 38      | 16.6     | 22.0     | 51    |
| SB7800DM-12 | 0104475    | 1  | 12     | 38      | 17.9     | 22.0     | 51    |
| SB7800DM-13 | 0104482    | 1  | 13     | 38      | 19.1     | 22.0     | 56    |
| SB7800DM-14 | 0104499    | 1  | 14     | 38      | 20.4     | 22.0     | 56    |
| SB7800DM-15 | 0104505    | 1  | 15     | 38      | 21.6     | 22.0     | 64    |
| SB7800DM-16 | 0104512    | 1  | 16     | 38      | 22.9     | 22.0     | 64    |
| SB7800DM-17 | 0104529    | 1  | 17     | 38      | 24.1     | 23.0     | 72    |
| SB7800DM-18 | 0104536    | 1  | 18     | 38      | 25.4     | 23.5     | 76    |
| SB7800DM-19 | 0104543    | 1  | 19     | 38      | 26.6     | 24.0     | 80    |
| SB7800DM-20 | 0104550    | 1  | 20     | 38      | 27.9     | 24.5     | 81    |
| SB7800DM-21 | 0104567    | 1  | 21     | 39      | 29.1     | 25.0     | 102   |
| SB7800DM-22 | 0104574    | 1  | 22     | 39      | 30.4     | 25.5     | 109   |
| SB7800DM-23 | 0104581    | 1  | 23     | 40      | 31.6     | 26.0     | 109   |
| SB7800DM-24 | 0104598    | 1  | 24     | 41      | 32.9     | 26.5     | 121   |
| SB7800DM-25 | 0104604    | 1  | 25     | 42      | 34.1     | 27.0     | 124   |
| SB7800DM-26 | 0104611    | 1  | 26     | 43      | 35.4     | 28.0     | 136   |
| SB7800DM-27 | 0104628    | 1  | 27     | 44      | 36.6     | 29.0     | 173   |
| SB7800DM-28 | 0104635    | 1  | 28     | 45      | 37.9     | 27.6     | 173   |
| SB7800DM-29 | 0104642    | 1  | 29     | 46      | 39.1     | 28.6     | 175   |
| SB7800DM-30 | 0104659    | 1  | 30     | 47      | 40.4     | 29.5     | 189   |
| SB7800DM-32 | 0104666    | 1  | 32     | 47      | 42.9     | 30.5     | 227   |
| SB7800DM-36 | 0104673    | 1  | 36     | 57      | 50.0     | 42.0     | 315   |



# SOCKETS 1/2"

## 7800DZ

### DOUBLE HEXAGON INCH



- Standard length sockets, 1/2" square drive
- Bi-hex profile, inch sizes
- Not suitable for machine operation
- High performance alloy steel
- High polished finish
- Knurled
- ISO 2725/1174
- DIN 3124/3120

|               | <br>731415 |   | <br>"  | L<br>mm | D1<br>mm | D2<br>mm | <br>g |
|---------------|------------|---|--------|---------|----------|----------|-------|
| 7800DZ-3/8    | 1097431    | 5 | 3/8    | 38      | 14.5     | 22.0     | 41    |
| 7800DZ-7/16   | 1097448    | 5 | 7/16   | 38      | 16.6     | 22.0     | 46    |
| 7800DZ-1/2    | 1097455    | 5 | 1/2    | 38      | 18.8     | 22.0     | 51    |
| 7800DZ-9/16   | 1097462    | 5 | 9/16   | 38      | 20.8     | 22.0     | 53    |
| 7800DZ-19/32  | 1097479    | 5 | 19/32  | 38      | 21.6     | 22.0     | 56    |
| 7800DZ-5/8    | 1097486    | 5 | 5/8    | 38      | 22.9     | 22.0     | 65    |
| 7800DZ-11/16  | 1097493    | 5 | 11/16  | 38      | 24.7     | 23.0     | 75    |
| 7800DZ-3/4    | 1097509    | 5 | 3/4    | 38      | 26.6     | 24.0     | 76    |
| 7800DZ-25/32  | 1097516    | 5 | 25/32  | 38      | 27.9     | 24.5     | 85    |
| 7800DZ-13/16  | 1097523    | 5 | 13/16  | 39      | 28.7     | 25.0     | 92    |
| 7800DZ-7/8    | 1097530    | 5 | 7/8    | 39      | 30.7     | 25.5     | 99    |
| 7800DZ-15/16  | 1097554    | 5 | 15/16  | 41      | 32.7     | 26.0     | 120   |
| 7800DZ-1      | 1097561    | 5 | 1      | 42      | 34.7     | 27.5     | 139   |
| 7800DZ-1.1/16 | 1097578    | 1 | 1 1/16 | 44      | 36.6     | 29.0     | 142   |
| 7800DZ-1.1/8  | 1097585    | 1 | 1 1/8  | 46      | 38.6     | 29.0     | 157   |
| 7800DZ-1.3/16 | 1097592    | 1 | 1 3/16 | 47      | 40.4     | 29.0     | 178   |
| 7800DZ-1.1/4  | 1097608    | 1 | 1 1/4  | 47      | 42.3     | 30.5     | 185   |

## 7805DM

### DOUBLE HEXAGON LONG SERIES METRIC




- Deep length sockets, 1/2" square drive
- Bi-hex profile, metric sizes
- Not suitable for machine operation
- High performance alloy steel
- High polished finish
- Knurled
- ISO 2725-1/1174-1
- DIN 3120

|           | <br>731415 |   | <br>mm | L<br>mm | D1<br>mm | D2<br>mm | <br>g |
|-----------|------------|---|--------|---------|----------|----------|-------|
| 7805DM-10 | 1822101    | 5 | 10     | 82.6    | 14.9     | 22.5     | 95    |
| 7805DM-12 | 1098452    | 5 | 12     | 82.6    | 17.9     | 22.5     | 103   |
| 7805DM-13 | 1098469    | 5 | 13     | 82.6    | 17.9     | 22.5     | 109   |
| 7805DM-14 | 1098476    | 5 | 14     | 82.6    | 20.4     | 22.5     | 135   |
| 7805DM-15 | 1098483    | 5 | 15     | 82.6    | 21.6     | 22.5     | 138   |
| 7805DM-16 | 1098490    | 5 | 16     | 82.6    | 22.9     | 22.5     | 150   |
| 7805DM-17 | 1098506    | 5 | 17     | 82.6    | 24.1     | 22.5     | 180   |
| 7805DM-18 | 1098513    | 5 | 18     | 82.6    | 25.2     | 22.5     | 164   |
| 7805DM-19 | 1098520    | 5 | 19     | 82.6    | 26.3     | 22.5     | 163   |
| 7805DM-21 | 1098544    | 1 | 21     | 82.6    | 28.3     | 24.3     | 228   |
| 7805DM-22 | 1098551    | 1 | 22     | 82.6    | 29.9     | 25.9     | 234   |
| 7805DM-24 | 1098568    | 1 | 24     | 82.6    | 32.0     | 28.0     | 296   |
| 7805DM-26 | 1098582    | 1 | 26     | 82.6    | 34.7     | 30.7     | 320   |
| 7805DM-27 | 1098599    | 1 | 27     | 82.6    | 36.2     | 32.2     | 353   |
| 7805DM-30 | 1098605    | 1 | 30     | 82.6    | 40.9     | 36.4     | 421   |



S80

HEXAGON METRIC




- Standard length sockets, 1/2" square drive
- Hex profile, metric sizes
- Not suitable for machine operation
- High performance alloy steel
- Matt finished
- ISO 2725/1174
- DIN 3124/3120
- Retail pack

|          | <br>731415 |   | <br>mm | L<br>mm | D1<br>mm | D2<br>mm | <br>g |
|----------|------------|---|--------|---------|----------|----------|-------|
| SBS80-8  | 3013194    | 1 | 8      | 38      | 12.9     | 22.0     | 42    |
| SBS80-9  | 3013200    | 1 | 9      | 38      | 14.2     | 22.0     | 42    |
| SBS80-10 | 3009746    | 1 | 10     | 38      | 15.4     | 22.0     | 51    |
| SBS80-11 | 3009753    | 1 | 11     | 38      | 16.6     | 22.0     | 51    |
| SBS80-12 | 3009760    | 1 | 12     | 38      | 17.9     | 22.0     | 51    |
| SBS80-13 | 3009777    | 1 | 13     | 38      | 19.1     | 22.0     | 53    |
| SBS80-14 | 3009784    | 1 | 14     | 38      | 20.4     | 22.0     | 54    |
| SBS80-15 | 3009791    | 1 | 15     | 38      | 21.6     | 22.0     | 64    |
| SBS80-16 | 3009807    | 1 | 16     | 38      | 22.9     | 22.0     | 64    |
| SBS80-17 | 3009814    | 1 | 17     | 38      | 24.1     | 23.0     | 72    |
| SBS80-18 | 3009821    | 1 | 18     | 38      | 25.4     | 23.5     | 76    |
| SBS80-19 | 3009838    | 1 | 19     | 38      | 26.6     | 24.0     | 80    |
| SBS80-21 | 3009852    | 1 | 21     | 39      | 29.1     | 25.0     | 102   |
| SBS80-22 | 3010117    | 1 | 22     | 38      | 30.4     | 25.5     | 109   |
| SBS80-23 | 3009869    | 1 | 23     | 40      | 31.6     | 26.0     | 109   |
| SBS80-24 | 3009876    | 1 | 24     | 41      | 32.9     | 26.5     | 121   |
| SBS80-27 | 3009883    | 1 | 27     | 44      | 36.6     | 29.0     | 173   |
| SBS80-30 | 3009890    | 1 | 30     | 47      | 40.4     | 29.5     | 189   |
| SBS80-32 | 3009906    | 1 | 32     | 47      | 42.9     | 30.5     | 227   |

7800TORX-E

TORX®-E



- TORX® sockets, 1/2" square drive
- For TORX® head screws
- Not suitable for machine operation
- High performance alloy steel
- High polished finish
- Knurled
- ISO 2725/1174
- DIN 3124/3120

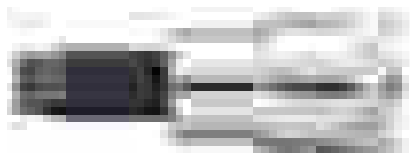
|              | <br>731415 |   |     | L<br>mm | D1<br>mm | D2<br>mm |         | <br>g |
|--------------|------------|---|-----|---------|----------|----------|---------|-------|
| 7800TORX-E12 | 3011800    | 5 | E12 | 38      | 22       | 22       | M8+ M10 | 35    |
| 7800TORX-E14 | 3011756    | 5 | E14 | 38      | 22       | 22       | M10+M12 | 35    |
| 7800TORX-E16 | 3011763    | 5 | E16 | 38      | 22       | 22       | –       | 35    |
| 7800TORX-E18 | 3011770    | 5 | E18 | 38      | 22       | 22       | M12+M14 | 35    |
| 7800TORX-E20 | 3011787    | 5 | E20 | 38      | 22       | 22       | M14+M16 | 35    |
| 7800TORX-E24 | 3011794    | 5 | E24 | 38      | 22       | 22       | M18+M20 | 35    |



# SOCKET DRIVERS 1/2"

## 7809F

### FOR SLOTTED SCREWS

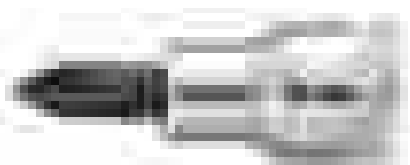


- 1/2" square drive socket drivers, for slotted head screws
- Not suitable for machine operation
- High performance alloy steel
- High polished finish
- Knurled
- ISO 1174
- ISO 3120

|          | <br>731415 |   | L<br>mm | l<br>mm | <br>+ mm | <br>+ mm | D<br>mm | <br>g |
|----------|------------|---|---------|---------|----------|----------|---------|-------|
| 7809F-8  | 1830885    | 5 | 60      | 23      | 1.2      | 8.0      | 22      | 45    |
| 7809F-10 | 1830892    | 5 | 60      | 23      | 1.6      | 10.0     | 22      | 55    |

## 7809PH

### FOR PHILLIPS HEAD SCREWS




- 1/2" square drive socket drivers, for Phillips head screws
- Not suitable for machine operation
- High performance alloy steel
- High polished finish
- Knurled
- ISO 1174
- ISO 3120

|          | <br>731415 |   |   | l<br>mm | L<br>mm | D<br>mm | <br>g |
|----------|------------|---|---|---------|---------|---------|-------|
| 7809PH-2 | 1830908    | 5 | 2 | 23      | 60      | 22      | 45    |
| 7809PH-3 | 1830915    | 5 | 3 | 23      | 60      | 22      | 50    |
| 7809PH-4 | 3003423    | 5 | 4 | 22      | 60      | 22      | 50    |

## 7809PZ

### FOR POZIDRIV HEAD SCREWS




- 1/2" square drive socket drivers, for Pozidriv head screws
- Not suitable for machine operation
- High performance alloy steel
- High polished finish
- Knurled
- ISO 1174
- ISO 3120

|          | <br>731415 |   |   | l<br>mm | L<br>mm | D<br>mm | <br>g |
|----------|------------|---|---|---------|---------|---------|-------|
| 7809PZ-2 | 3003430    | 5 | 2 | 23      | 60      | 22      | 50    |
| 7809PZ-3 | 3003447    | 5 | 3 | 23      | 60      | 22      | 50    |



## 7809TORX

## FOR TORX® HEAD SCREWS



- 1/2" square drive socket drivers, for TORX® head screws
- Not suitable for machine operation
- High performance alloy steel
- High polished finish
- Knurled
- ISO 1174
- ISO 3120
- SB = Retail packed on a plastic info card

|                | <br>731415 |   |     | I<br>mm | L<br>mm | D<br>mm |      | <br>g |
|----------------|------------|---|-----|---------|---------|---------|------|-------|
| 7809TORX-T20   | 1811730    | 5 | T20 | 23      | 60      | 22      | M 4  | 50    |
| 7809TORX-T25   | 1811747    | 5 | T25 | 23      | 60      | 22      | M 5  | 50    |
| 7809TORX-T27   | 1811754    | 5 | T27 | 23      | 60      | 22      | -    | 55    |
| 7809TORX-T30   | 1811761    | 5 | T30 | 23      | 60      | 22      | M 6  | 55    |
| 7809TORX-T40   | 1811778    | 5 | T40 | 23      | 60      | 22      | M 8  | 60    |
| 7809TORX-T45   | 1811785    | 5 | T45 | 23      | 60      | 22      | -    | 60    |
| 7809TORX-T50   | 1811792    | 5 | T50 | 23      | 60      | 22      | M 10 | 65    |
| 7809TORX-T55   | 1811808    | 5 | T55 | 23      | 60      | 22      | M 12 | 80    |
| 7809TORX-T60   | 1811815    | 5 | T60 | 23      | 60      | 22      | M 14 | 85    |
| SB7809TORX-T20 | 3004017    | 1 | T20 | 23      | 60      | 22      | M 4  | 50    |
| SB7809TORX-T25 | 3004024    | 1 | T25 | 23      | 60      | 22      | M 5  | 50    |
| SB7809TORX-T27 | 3004031    | 1 | T27 | 23      | 60      | 22      | -    | 55    |
| SB7809TORX-T30 | 3004048    | 1 | T30 | 23      | 60      | 22      | M 6  | 55    |
| SB7809TORX-T40 | 3004055    | 1 | T40 | 23      | 60      | 22      | M 8  | 60    |
| SB7809TORX-T45 | 3004062    | 1 | T45 | 23      | 60      | 22      | -    | 60    |
| SB7809TORX-T50 | 3004079    | 1 | T50 | 23      | 60      | 22      | M 10 | 65    |
| SB7809TORX-T55 | 3004086    | 1 | T55 | 23      | 60      | 22      | M 12 | 80    |
| SB7809TORX-T60 | 3004093    | 1 | T60 | 23      | 60      | 22      | M 14 | 85    |




# SOCKET DRIVERS 1/2"

## 7809M

## HEX HEAD DRIVERS

- 1/2" square drive socket drivers, for hex head screws
- Metric sizes
- Not suitable for machine operation
- High performance alloy steel
- High polished finish
- Knurled
- ISO 1174
- ISO 3120
- SB = Retail packed on a plastic info card




|                | <br>731415 |   | <br>mm | <b>I</b><br>mm | <b>L</b><br>mm | <b>D</b><br>mm |     |
|----------------|------------|---|--------|----------------|----------------|----------------|-----|
| 7809M-5        | 1815561    | 5 | 5      | 23             | 60             | 22             | 70  |
| 7809M-5-180    | 1830922    | 5 | 5      | 143            | 180            | 22             | 115 |
| 7809M-6        | 1815578    | 5 | 6      | 23             | 60             | 22             | 75  |
| 7809M-6-140    | 1830946    | 5 | 6      | 103            | 140            | 22             | 115 |
| 7809M-7        | 1815585    | 5 | 7      | 23             | 60             | 22             | 80  |
| 7809M-7-100    | 1830960    | 5 | 7      | 63             | 100            | 22             | 115 |
| 7809M-8        | 1815592    | 5 | 8      | 23             | 60             | 22             | 85  |
| 7809M-8-120    | 1830984    | 5 | 8      | 83             | 120            | 22             | 125 |
| 7809M-9        | 1830991    | 5 | 9      | 23             | 60             | 22             | 55  |
| 7809M-10       | 1815608    | 5 | 10     | 23             | 60             | 22             | 90  |
| 7809M-10-140   | 1831011    | 5 | 10     | 103            | 140            | 22             | 125 |
| 7809M-12       | 1815615    | 5 | 12     | 23             | 60             | 22             | 100 |
| 7809M-14       | 1815622    | 5 | 14     | 23             | 60             | 23             | 115 |
| 7809M-17       | 1831028    | 5 | 17     | 20             | 60             | 27             | 85  |
| 7809M-19       | 1831035    | 5 | 19     | 20             | 60             | 30             | 90  |
| SB7809M-5      | 3004109    | 1 | 5      | 23             | 60             | 22             | 70  |
| SB7809M-5-180  | 3004116    | 1 | 5      | 143            | 180            | 22             | 115 |
| SB7809M-6      | 3004123    | 1 | 6      | 23             | 60             | 22             | 75  |
| SB7809M-6-140  | 3013231    | 1 | 6      | 103            | 140            | 22             | 115 |
| SB7809M-7      | 3004130    | 1 | 7      | 23             | 60             | 22             | 80  |
| SB7809M-7-100  | 3004147    | 1 | 7      | 63             | 100            | 22             | 115 |
| SB7809M-8      | 3004154    | 1 | 8      | 23             | 60             | 22             | 85  |
| SB7809M-8-120  | 3004161    | 1 | 8      | 83             | 120            | 22             | 125 |
| SB7809M-9      | 3004178    | 1 | 9      | 23             | 60             | 22             | 55  |
| SB7809M-10     | 3004185    | 1 | 10     | 23             | 60             | 22             | 90  |
| SB7809M-10-140 | 3004192    | 1 | 10     | 103            | 140            | 22             | 125 |
| SB7809M-12     | 3004208    | 1 | 12     | 23             | 60             | 22             | 100 |
| SB7809M-14     | 3004215    | 1 | 14     | 23             | 60             | 23             | 115 |
| SB7809M-17     | 3004222    | 1 | 17     | 20             | 60             | 27             | 85  |
| SB7809M-19     | 3004239    | 1 | 19     | 20             | 60             | 30             | 90  |



## 7809Z

### HEX HEAD DRIVERS

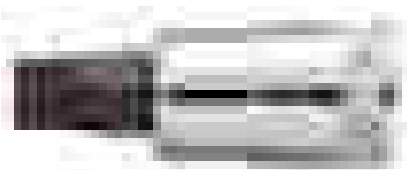


- 1/2" square drive socket drivers, for hex head screws
- Inch sizes
- Not suitable for machine operation
- High performance alloy steel
- High polished finish
- Knurled
- ISO 1174
- DIN 3120

|             | <br>731415 |   |       | I<br>mm | L<br>mm | D<br>mm | <br>g |
|-------------|------------|---|-------|---------|---------|---------|-------|
| 7809Z-3/16  | 3003461    | 5 | 3/16  | 22      | 60      | 22      | 70    |
| 7809Z-1/4   | 3003478    | 5 | 1/4   | 22      | 60      | 22      | 70    |
| 7809Z-5/16  | 3003485    | 5 | 5/16  | 22      | 60      | 22      | 70    |
| 7809Z-3/8   | 3003492    | 5 | 3/8   | 22      | 60      | 22      | 90    |
| 7809Z-7/16  | 3003508    | 5 | 7/16  | 22      | 60      | 22      | 95    |
| 7809Z-1/2   | 3003515    | 5 | 1/2   | 22      | 60      | 22      | 90    |
| 7809Z-9/16  | 3003539    | 5 | 9/16  | 23      | 60      | 23      | 115   |
| 7809Z-19/32 | 3003546    | 5 | 19/32 | 23      | 60      | 23      | 115   |
| 7809Z-5/8   | 3003553    | 5 | 5/8   | 27      | 61      | 27      | 170   |

## 7809XZN

### FOR MULTIPLE SCREWS



- 1/2" square drive socket drivers, for multipoint head screws (XZN)
- Metric sizes
- Not suitable for machine operation
- High performance alloy steel
- High polished finish
- Knurled
- ISO 1174
- DIN 3120

|                | <br>731415 |   |    | I<br>mm | L<br>mm | D<br>mm |      | <br>g |
|----------------|------------|---|----|---------|---------|---------|------|-------|
| 7809XZN-8      | 1831066    | 1 | 8  | 23      | 60      | 22      | M 8  | 50    |
| 7809XZN-8-100  | 1831073    | 1 | 8  | 63      | 100     | 22      | M 8  | 75    |
| 7809XZN-10     | 1831080    | 1 | 10 | 23      | 60      | 22      | M 10 | 65    |
| 7809XZN-10-100 | 1831097    | 1 | 10 | 63      | 100     | 22      | M 10 | 95    |
| 7809XZN-12     | 1831103    | 1 | 12 | 23      | 60      | 22      | M 12 | 70    |
| 7809XZN-12-100 | 1831110    | 1 | 12 | 63      | 100     | 22      | M 12 | 110   |
| 7809XZN-14     | 3004574    | 1 | 14 | 23      | 60      | 22      | M 14 | 75    |
| 7809XZN-14-100 | 3004567    | 1 | 14 | 63      | 100     | 22      | M 14 | 120   |





## 8155-1/2

### REVERSIBLE RATCHET, ONE HAND



- 1/2" ratchet, developed according to the scientific ERGO™ process
- 60 teeth/6° action angle
- High performance alloy steel
- High polished finish
- Easy change of direction with one hand, by a short turn of reversing ring, patented
- Quick release of sockets by pressing the locking button
- Integrated quick-turning disc to accelerate operation in fastening or releasing easy running screws
- Spare parts available
- ISO 3315/1174-2
- DIN 3122/3120; UNE 16512
- SB = Retail packed on a plastic info card

|            | <br>731415 |   | <br>L<br>mm | <br>g |
|------------|------------|---|-------------|-------|
| 8155-1/2   | 1827595    | 1 | 260         | 575   |
| SB8155-1/2 | 0105021    | 1 | 260         | 575   |

## 8150-1/2

### REVERSIBLE RATCHET



- 1/2" ratchet, reversible
- 80 teeth/4.5° action angle
- High performance alloy steel
- High polished finish
- Sealed
- Smooth operation
- Double pawl system for superior strength
- Patented mechanism
- Spare parts available
- ISO 3315/1174-2
- DIN 3122/3120; UNE 16512
- SB = Retail pack

|            | <br>731415 |   | <br>L<br>mm | <br>g |
|------------|------------|---|-------------|-------|
| 8150-1/2   | 1105006    | 1 | 270         | 585   |
| SB8150-1/2 | 0105014    | 1 | 270         | 585   |








SBS81

REVERSIBLE RATCHET



- 1/2" ratchet, reversible
- 60 teeth/6° action angle
- High performance alloy steel
- Matt finish
- Quick release
- ISO 3315/1174-2
- DIN 3122/3120; UNE 16512
- Retail pack






|   |   |   |  |  |
|---|---|---|--|--|
|  | <br>731415 |  | <br>L<br>mm | <br>g |
| SBS81   | 3009937   | 1   | 270  | 575  |

8150RN-1/2

REVERSIBLE RATCHET



- 1/2" ratchet, reversible
- 72 teeth/5° action angle
- High performance alloy steel
- High polished finish
- Direction indication arrow
- Patented
- Spare parts available
- ISO 3315/1174-2
- DIN 3122/3120; UNE 16512
- SB: Retail pack

|   |   |   |  |  |
|---|---|---|--|--|
|  | <br>731415 |  | <br>L<br>mm | <br>g |
| 8150RN-1/2  | 1831202   | 1   | 267  | 445  |
| SB8150RN-1/2  | 0105007   | 1   | 267  | 445  |

SBS82

REVERSIBLE RATCHET




- 1/2" ratchet, reversible
- 60 teeth/6° action angle
- High performance alloy steel
- Matt finish
- ISO 3315/1174-2
- DIN 3122/3120; UNE 16512
- Retail pack

|   |   |   |  |  |
|---|---|---|--|--|
|  | <br>731415 |  | <br>L<br>mm | <br>g |
| SBS82   | 3009944   | 1   | 270  | 470  |



## 8193-1/2

### REVERSIBLE RATCHET



- 1/2" female square drive ratchet, reversible
- 7.5° action angle, without square drive
- High performance alloy steel
- High polished finish
- ISO 3315/1174-2
- DIN 3122/3120
- Male square drive adaptor 8194-1/2 supplied separately

|          |            |   |             |       |
|----------|------------|---|-------------|-------|
|          | <br>731415 |   | <br>L<br>mm | <br>g |
| 8193-1/2 | 1831219    | 1 | 255         | 310   |

## 8194-1/2

### SQUARE DRIVE




- Fitting square drive for ratchet 8193-1/2
- High performance alloy steel
- High polished finish
- ISO 3315/1174
- DIN 3122/3123/3120
- Male square drive adaptor for 8193-1/2

|          |            |   |             |       |
|----------|------------|---|-------------|-------|
|          | <br>731415 |   | <br>L<br>mm | <br>g |
| 8194-1/2 | 1831226    | 1 | 32          | 40    |

## 8110-1/2

### FLEX-HEAD RATCHET



- 1/2" flex-head ratchet, reversible
- 60 teeth/6° action angle
- High performance alloy steel
- High polished finish
- ISO 3315/1174-2
- DIN 3122/3120; UNE 16512
- SB = Retail packed on a plastic card

|            |            |   |             |       |
|------------|------------|---|-------------|-------|
|            | <br>731415 |   | <br>L<br>mm | <br>g |
| 8110-1/2   | 1808853    | 1 | 410         | 760   |
| SB8110-1/2 | 3004246    | 1 | 410         | 760   |



8110H-1/2

FLEX-HEAD RATCHET

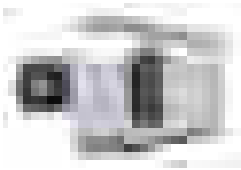


- 1/2" flex-head ratchet, reversible
- 32 teeth, 11.25° action
- High performance alloy steel
- High polished finish
- Quick release
- Heavy duty
- ISO 3315/1174-2
- DIN 3122/3120; UNE 16512

|           |            |   |             |       |
|-----------|------------|---|-------------|-------|
|           | <br>731415 |   | <br>L<br>mm | <br>g |
| 8110H-1/2 | 3015860    | 1 | 450         | 925   |

8151-1/2

RATCHET ADAPTOR



- 1/2" ratchet adaptor
- 60 teeth/6° action angle
- High performance alloy steel
- High polished finish
- ISO 3315/1174
- DIN 3122/3123/3120
- Head diameter 36 mm

|          |            |   |             |       |
|----------|------------|---|-------------|-------|
|          | <br>731415 |   | <br>L<br>mm | <br>g |
| 8151-1/2 | 1105112    | 1 | 55          | 200   |

8152-1/2

SPEEDER



- 1/2" speeder, with rotary steel handle
- High performance alloy steel
- High polished finish
- ISO 3315/1174
- DIN 3122/3123/3120

|          |            |   |             |       |
|----------|------------|---|-------------|-------|
|          | <br>731415 |   | <br>L<br>mm | <br>g |
| 8152-1/2 | 1105129    | 1 | 417         | 690   |



## ACCESSORIES 1/2"

8158-1/2

### BREAKER BAR



- 1/2" breaker bar
- High performance alloy steel
- High polished finish
- ISO 3315/1174
- DIN 3122/3123/3120
- SB = Retail packed on a plastic info card

|            | <br>731415 |   | <br>L<br>mm | <br>g |
|------------|------------|---|-------------|-------|
| 8158-1/2   | 1105167    | 1 | 390         | 610   |
| SB8158-1/2 | 3004253    | 1 | 390         | 610   |

S87

### BREAKER BAR



- 1/2" breaker bars
- High performance alloy steel
- Matt finish
- ISO 3315/1174
- DIN 3122/3123/3120
- Retail pack

|        | <br>731415 |   | <br>L<br>mm | <br>g |
|--------|------------|---|-------------|-------|
| SBS87S | 3009951    | 1 | 257         | 450   |
| SBS87  | 3009968    | 1 | 390         | 610   |

8167

### OFFSET HANDLE



- 1/2" offset handle
- High performance alloy steel
- High polished finish
- ISO 3315/1174
- DIN 3122/3123/3120; UNE 16512

|          | <br>731415 |   | H<br>mm | <br>L<br>mm | <br>g |
|----------|------------|---|---------|-------------|-------|
| 8167-1/2 | 0181094    | 1 | 40      | 200         | 430   |



8154-1/2

SLIDING T-HANDLE



- 1/2" sliding T-handle
- High performance alloy steel
- High polished finish
- 100% sliding
- ISO 3315/1174
- DIN 3122/3123/3120; UNE 16512

|          |            |   |             |       |
|----------|------------|---|-------------|-------|
|          | <br>731415 |   | <br>L<br>mm | <br>g |
| 8154-1/2 | 1105143    | 1 | 283         | 425   |

S86

SLIDING T-HANDLE



- 1/2" sliding T-handle
- High performance alloy steel
- Matt finish
- ISO 3315/1174
- DIN 3122/3123/3120
- Retail pack

|       |            |   |             |       |
|-------|------------|---|-------------|-------|
|       | <br>731415 |   | <br>L<br>mm | <br>g |
| SBS86 | 3009999    | 1 | 283         | 425   |

8159/8160/8162

EXTENSION BARS



- 1/2" extension bars
- High performance alloy steel
- High polished finish
- ISO 3316/1174
- DIN 3122/3123/3120; UNE 16511
- SB = Retail packed on a plastic info card

|            |            |   |             |       |
|------------|------------|---|-------------|-------|
|            | <br>731415 |   | <br>L<br>mm | <br>g |
| 8159-1/2   | 1105198    | 1 | 75          | 120   |
| 8160-1/2   | 1105204    | 1 | 125         | 185   |
| 8162-1/2   | 1105211    | 1 | 250         | 365   |
| SB8159-1/2 | 0104956    | 1 | 75          | 120   |
| SB8160-1/2 | 0104963    | 1 | 125         | 185   |



## S83

### EXTENSION BARS




- 1/2" extension bars
- High performance alloy steel
- Matt finish
- ISO 3316/1174
- DIN 3122/3123/3120; UNE 16511
- Retail pack

|          | <br>731415 |   |     |     |
|----------|------------|---|-----|-----|
| SBS83-3  | 3013156    | 1 | 75  | 126 |
| SBS83-5  | 3009975    | 1 | 125 | 120 |
| SBS83-10 | 3009982    | 1 | 250 | 365 |

## 8159-W - 8162-W

### EXTENSION BARS



- 1/2" wobbler extension bars
- High performance alloy steel
- High polished finish
- ISO 3316/1174
- DIN 3120; UNE 16511

|        | <br>731415 |   | L1<br>mm | L2<br>mm | L3<br>mm |     |
|--------|------------|---|----------|----------|----------|-----|
| 8159-W | 0107186    | 1 | 75       | 24       | 10.7     | 135 |
| 8160-W | 0107193    | 1 | 125      | 24       | 10.7     | 210 |
| 8162-W | 0107209    | 1 | 250      | 24       | 10.7     | 420 |

## 8160-B

### EXTENSION BARS



- 1/2" locking extension bar
- Finish: Chrome
- Material: Chrome vanadium
- To release and lock the socket, pull ring upwards

|        | <br>731415 |   | D<br>mm | L<br>mm |     |
|--------|------------|---|---------|---------|-----|
| 8160-B | 0182565    | 1 | 24      | 150     | 135 |



8166-1/2




UNIVERSAL JOINT

- 1/2" universal joint
- High performance alloy steel
- High polished finish
- ISO 3316/1174
- DIN 3122/3123/3120; UNE 16511
- SB = Retail packed on a plastic info card

|            | <br>731415 |   |    |     |
|------------|------------|---|----|-----|
| 8166-1/2   | 1105280    | 1 | 72 | 160 |
| SB8166-1/2 | 3004260    | 1 | 72 | 160 |

S85



UNIVERSAL JOINT

- 1/2" universal joint
- High performance alloy steel
- Matt finish
- ISO 3316/1174
- DIN 3122/3123/3120; UNE 16511
- Retail pack

|       | <br>731415 |   |    |     |
|-------|------------|---|----|-----|
| SBS85 | 3010025    | 1 | 72 | 160 |

8168




UNIVERSAL JOINT

- 1/2" universal joint, smooth operation
- High performance alloy steel
- High polished finish
- ISO 3316/1174
- DIN 3122/3123/3120; UNE 16511
- Curved shapes give a very smooth movement transmission improving working efficiency
- Action spring for a correct fixing
- 45° action angle

|      | <br>731415 |   |    |     |
|------|------------|---|----|-----|
| 8168 | 0128440    | 1 | 62 | 150 |

8165-1/2



ADAPTORS

- Decreasing adaptor for 1/2" square drive and 3/8" sockets
- High performance alloy steel
- High polished finish
- ISO 1174
- DIN 3120/3123; UNE 16503

|          | <br>731415 |   |     |     |    |    |
|----------|------------|---|-----|-----|----|----|
| 8165-1/2 | 1105273    | 1 | 1/2 | 3/8 | 37 | 70 |





## ACCESSORIES 1/2"

S88

### ADAPTORS



- Decreasing adaptor for 1/2" square drive and 3/8" sockets
- High performance alloy steel
- Matt finish
- ISO 1174
- DIN 3120/3123; UNE 16503
- Retail pack

|       |            |   |      |      |             |       |
|-------|------------|---|------|------|-------------|-------|
|       | <br>731415 |   |      |      | <br>L<br>mm | <br>g |
| SBS88 | 3010001    | 1 | 1/2" | 3/8" | 37          | 70    |

8964

### ADAPTORS



- Increasing adaptor for 1/2" square drive and 3/4" sockets
- High performance alloy steel
- High polished finish
- ISO 1174
- DIN 3120/3123; UNE 16503

|      |            |   |      |      |             |       |
|------|------------|---|------|------|-------------|-------|
|      | <br>731415 |   |      |      | <br>L<br>mm | <br>g |
| 8964 | 1106874    | 1 | 1/2" | 3/4" | 45          | 140   |

S89

### ADAPTORS




- Increasing adaptor for 1/2" square drive and 3/4" sockets
- High performance alloy steel
- Matt finish
- ISO 1174
- DIN 3120/3123; UNE 16503
- Retail pack

|       |            |   |      |      |             |       |
|-------|------------|---|------|------|-------------|-------|
|       | <br>731415 |   |      |      | <br>L<br>mm | <br>g |
| SBS89 | 3010018    | 1 | 1/2" | 3/4" | 45          | 140   |

8967

### ADAPTORS



- Increasing flat adaptor for 1/2" square drive and 3/4" socket
- High performance alloy steel
- Galvanised finish
- With magnet in the drive disc
- ISO 1174
- DIN 3120; UNE 16503

|      |            |   |      |      |             |       |
|------|------------|---|------|------|-------------|-------|
|      | <br>731415 |   |      |      | <br>L<br>mm | <br>g |
| 8967 | 3003591    | 1 | 1/2" | 3/4" | 22.0        | 59    |



7106

ADAPTORS




- 1/2" adaptor for 5/16" bits
- High performance alloy steel
- High polished finish
- ISO 1174
- DIN 3121; UNE 16503



|           |            |   |       |         |          |          |       |
|-----------|------------|---|-------|---------|----------|----------|-------|
|           | <br>841334 |   |       | L<br>mm | D1<br>mm | D2<br>mm | <br>g |
| 7106S0080 | 5025171    | 1 | 5/16" | 30      | 13       | 22       | 50    |

8967/

ADAPTOR SET



- Increasing flat adaptors set, 3 pcs
- Content: 7767, 8167 and 8967
- High performance alloy steel
- Galvanised finish
- With magnet in the drive disc
- ISO 1174
- DIN 3120; UNE 16503

|         |            |   |            |       |
|---------|------------|---|------------|-------|
|         | <br>731415 |   |            | <br>g |
| 8967/S3 | 3003607    | 1 | 30x194x110 | 109   |

8155-SO/1

SPARE PARTS ASSORTMENT



- Spare parts kit for 1/2" ratchet 8155-1/2
- Content: 6 pcs

|           |            |   |       |
|-----------|------------|---|-------|
|           | <br>731415 |   | <br>g |
| 8155-SO/1 | 3000811    | 1 | 120   |

8150-1/2-SPARE

SPARE PARTS ASSORTMENT



- Spare parts kit for 1/2" ratchet 8150-1/2

|                |            |   |       |
|----------------|------------|---|-------|
|                | <br>731415 |   | <br>g |
| 8150-1/2-SPARE | 0187881    | 1 | 150   |



## ACCESSORIES 1/2"

### 8150RN-1/2-SPARE

### SPARE PARTS ASSORTMENT



- Spare parts kit for 1/2" ratchet 8150RN-1/2

|                  |            |   |       |
|------------------|------------|---|-------|
|                  | <br>731415 |   | <br>g |
| 8150RN-1/2-SPARE | 0209378    | 1 | 150   |

### 8110-SO/1

### SPARE PARTS ASSORTMENT




- Spare parts kit for 1/2" ratchet 8110-1/2
- Content: 7 pcs

|           |            |   |       |
|-----------|------------|---|-------|
|           | <br>731415 |   | <br>g |
| 8110-SO/1 | 1809751    | 1 | 128   |

### 8158-SO/1

### SPARE PARTS ASSORTMENT



- Spare parts kit for 1/2" breaker bar 8158-1/2
- Content: 3 pcs

|           |            |   |       |
|-----------|------------|---|-------|
|           | <br>731415 |   | <br>g |
| 8158-SO/1 | 0111039    | 1 | 70    |

### 187/264/340

### SOCKET RAILS




- Socket rails in zinc coated metal with 2 holes for screws, (-340 with 3 holes)
- Suitable for CLIPS-1/4 (1/4"), CLIPS-3/8 (3/8") and CLIPS-1/2 (1/2")
- Fitting sockets or socket drivers, in the respective square size

|          |            |   |             |       |
|----------|------------|---|-------------|-------|
|          | <br>731415 |   | <br>L<br>mm | <br>g |
| RAIL-187 | 3003621    | 3 | 187         | 15    |
| RAIL-264 | 3003638    | 3 | 264         | 20    |
| RAIL-340 | 3003645    | 3 | 340         | 30    |



## C1/2

## CLIPS



- Rail-clips for 1/2" sockets and socket drivers
- Nickel plated, spring metal
- To be used on RAIL-187, -264 or -340

|           |            |    |        |       |
|-----------|------------|----|--------|-------|
|           | <br>731415 |    | <br>mm | <br>g |
| CLIPS-1/2 | 3003201    | 25 | 19     | 3     |

# SOCKET SETS 1/2"



## 7819SRE

## SOCKET SETS



- 1/2" socket set
- Includes 1/2" ratchet, developed according to the scientific ERGO™ process
- Hex sockets, metric sizes
- High performance alloy steel
- High polished finish
- Metal case
- Insert of elastic plastic material to secure the tools
- ISO 1174
- DIN 3120

|         |            |   |            |       |
|---------|------------|---|------------|-------|
|         | <br>731415 |   | <br>mm     | <br>g |
| 7819SRE | 1837921    | 1 | 312x115x50 | 1970  |

7800SM  
10, 11, 12, 13, 17, 19, 22, 24 mm

8160-1/2  
125 mm



8155-1/2



## 7819DME

## SOCKET SETS



- 1/2" socket set
- Includes 1/2" ratchet, developed according to the scientific ERGO™ process
- Bi-hex sockets, metric sizes
- High performance alloy steel
- High polished finish
- Metal case
- Insert of elastic plastic material to secure the tools
- ISO 1174
- DIN 3120

|         |            |   |            |       |
|---------|------------|---|------------|-------|
|         | <br>731415 |   | <br>mm     | <br>g |
| 7819DME | 1838270    | 1 | 312x115x50 | 2570  |

7800DM  
10, 13, 16, 17, 18, 19, 22, 24 mm

8160-1/2  
125 mm



8155-1/2





# SOCKET SETS 1/2"

## 7819HNRE

### SOCKET SETS



- 1/2" socket set
- Includes 1/2" ratchet, developed according to the scientific ERGO™ process
- Hex sockets, metric sizes
- High performance alloy steel
- High polished finish
- Metal case
- Insert of elastic plastic material to secure the tools
- ISO 1174
- DIN 3120

|                    | <br>731415  |                    | <br>mm     | <br>g |
|--------------------|---|--------------------|------------|-------|
| 7819HNRE           | 1837938   | 1                  | 448x187x55 | 5725  |
| 7800SM             | 10, 11, 12, 13, 14, 15, 16, 17, 19, 22, 24, 27, 30, 32 mm |                    |            |       |
| 8155-1/2           |   | 8154-1/2           |            |       |
| 8160-1/2<br>125 mm |   | 8162-1/2<br>250 mm |            |       |
| 8166-1/2           |   |                    |            |       |

## 7886SME

### SOCKET SETS




- 1/2" socket set
- Includes 1/2" ratchet, developed according to the scientific ERGO™ process
- Hex sockets, metric sizes
- High performance alloy steel
- High polished finish
- Metal case
- Insert of elastic plastic material to secure the tools
- ISO 1174
- DIN 3120

|                    | <br>731415  |                    | <br>mm     | <br>g |
|--------------------|---|--------------------|------------|-------|
| 7886SME            | 1837945   | 1                  | 448x230x55 | 6250  |
| 7800SM             | 12, 13, 14, 15, 16, 17, 18, 19, 21, 22, 23, 24, 27, 30, 32 mm |                    |            |       |
| 8155-1/2           |   | 8154-1/2           |            |       |
| 8159-1/2<br>75 mm  |   | 8160-1/2<br>125 mm |            |       |
| 8162-1/2<br>250 mm |   | 8166-1/2           |            |       |



## 7886DME




### SOCKET SETS

- 1/2" socket set
- Includes 1/2" ratchet, developed according to the scientific ERGO™ process
- Bi-hex sockets, metric sizes
- High performance alloy steel
- High polished finish
- Metal case
- Insert of elastic plastic material to secure the tools
- ISO 1174
- DIN 3120

|                    | <br>731415  |                    | <br>mm     | <br>g |
|--------------------|---|--------------------|------------|-------|
| 7886DME            | 1837952   | 1                  | 448x230x55 | 6145  |
| 7800DM             | 12, 13, 14, 15, 16, 17, 18, 19, 21, 22, 23, 24, 27, 30, 32 mm |                    |            |       |
| 8155-1/2           |   | 8154-1/2           |            |       |
| 8159-1/2<br>75 mm  |   | 8160-1/2<br>125 mm |            |       |
| 8162-1/2<br>250 mm |   | 8166-1/2           |            |       |

## 7819HRN



### SOCKET SETS

- 1/2" socket set
- Hex sockets, metric sizes
- High performance alloy steel
- High polished finish
- Metal case
- Insert of elastic plastic material to secure the tools
- ISO 1174
- DIN 3120

|                    | <br>731415  |          | <br>mm     | <br>g |
|--------------------|---|----------|------------|-------|
| 7819HRN            | 1831493   | 1        | 448x230x55 | 6405  |
| 7800SM             | 10, 11, 12, 13, 14, 15, 16, 17, 18, 19, 21, 22, 23, 24, 25, 26, 27, 28, 30, 32 mm |          |            |       |
| 8150RN-1/2         |   | 8154-1/2 |            |       |
| 8162-1/2<br>250 mm |   |          |            |       |



# SOCKET SETS 1/2"

## 7819DRN

### SOCKET SETS

- 1/2" socket set
- Bi-hex sockets, metric sizes
- High performance alloy steel
- High polished finish
- Metal case
- Insert of elastic plastic material to secure the tools
- ISO 1174
- DIN 3120



|                    | <br>731415  |                    | <br>mm     | <br>g |
|--------------------|---|--------------------|------------|-------|
| 7819DRN            | 1831547   | 1                  | 448x230x55 | 7100  |
| 7800DM             | 10, 11, 12, 13, 14, 15, 16, 17, 18, 19, 21, 22, 23, 24, 26, 27, 28, 30, 32 mm |                    |            |       |
| 8150RN-1/2         |   | 8154-1/2           |            |       |
| 8152-1/2           |   | 8160-1/2<br>125 mm |            |       |
| 8162-1/2<br>250 mm |   | 8166-1/2           |            |       |

## 7888SM

### SOCKET SETS

- 1/2" socket set
- Hex sockets, metric sizes
- High performance alloy steel
- High polished finish
- Metal case
- Insert of elastic plastic material to secure the tools
- ISO 1174
- DIN 3120



|                    | <br>731415  |                    | <br>mm     | <br>g |
|--------------------|---|--------------------|------------|-------|
| 7888SM             | 1820916   | 1                  | 448x230x55 | 7075  |
| 7800SM             | 10, 11, 12, 13, 14, 15, 16, 17, 18, 19, 21, 22, 23, 24, 25, 27, 30, 32 mm |                    |            |       |
| 8150-1/2           |   | 8158-1/2           |            |       |
| 8154-1/2           |   | 8159-1/2<br>75 mm  |            |       |
| 8160-1/2<br>125 mm |   | 8162-1/2<br>250 mm |            |       |
| 8166-1/2           |   |                    |            |       |



## 7888DM

### SOCKET SETS



- 1/2" socket set
- Bi-hex sockets, metric sizes
- High performance alloy steel
- High polished finish
- Metal case
- Insert of elastic plastic material to secure the tools
- ISO 1174
- DIN 3120

|                    | <br>731415  |                    | <br>mm     | <br>g |
|--------------------|---|--------------------|------------|-------|
| 7888DM             | 1820923   | 1                  | 448x230x55 | 6955  |
| 7800DM             | 10, 11, 12, 13, 14, 15, 16, 17, 18, 19, 21, 22, 23, 24, 25, 27, 30, 32 mm |                    |            |       |
| 8150-1/2           |   | 8158-1/2           |            |       |
| 8154-1/2           |   | 8159-1/2<br>75 mm  |            |       |
| 8160-1/2<br>125 mm |   | 8162-1/2<br>250 mm |            |       |
| 8166-1/2           |   |                    |            |       |

## 7819JE

### SOCKET SETS



- 1/2" socket set
- Includes 1/2" ratchet, developed according to the scientific ERGO™ process
- Hex sockets, metric sizes
- Socket drivers
- High performance alloy steel
- High polished finish
- Metal case
- Insert of elastic plastic material to secure the tools
- ISO 1174
- DIN 3120

|                                    | <br>731415  |                    | <br>mm     | <br>g |
|------------------------------------|---|--------------------|------------|-------|
| 7819JE                             | 1837976   | 1                  | 448x187x55 | 5585  |
| 7800SM                             | 10, 11, 12, 13, 14, 15, 17, 19, 22, 24, 27, 30 mm |                    |            |       |
| 8155-1/2                           |   | 8154-1/2<br>300 mm |            |       |
| 7809F<br>1.2x8, 1.6x10 mm          |   | 7809PH<br>PH 2, 3  |            |       |
| 7809M<br>5, 6, 7, 8, 10, 12, 14 mm |   | 8160-1/2<br>125 mm |            |       |
| 8166-1/2                           |   |                    |            |       |





# SOCKET SETS 1/2"

## 7819DZE

### SOCKET SETS

- 1/2" socket set
- Includes 1/2" ratchet, developed according to the scientific ERGO™ process
- Bi-hex sockets, inch sizes
- High performance alloy steel
- High polished finish
- Metal case
- Insert of elastic plastic material to secure the tools
- ISO 1174
- DIN 3120

|  | <br>731415 |   | <br>mm     | <br>g |
|--|------------|---|------------|-------|
| 7819DZE                                | 1838287    | 1 | 312x115x50 | 2570  |
| 7800DZ                                 |            |   | 8155-1/2   |       |
| 1/2, 9/16, 5/8, 11/16, 3/4, 7/8, 15/16 |            |   |            |       |
| 8160-1/2                               |            |   |            |       |
| 125 mm                                 |            |   |            |       |

## 7819DZ

### SOCKET SETS


- 1/2" socket set
- Bi-hex sockets, inch sizes
- High performance alloy steel
- High polished finish
- Metal case
- Insert of elastic plastic material to secure the tools
- ISO 1174
- DIN 3120

|  | <br>731415 |   | <br>mm     | <br>g |
|--|------------|---|------------|-------|
| 7819DZ   | 1831516    | 1 | 448x187x55 | 6130  |
| 7800DZ   |            |   | 8154-1/2   |       |
| 3/8, 7/16, 1/2, 9/16, 19/32, 5/8, 11/16, 3/4, 25/32, 13/16, 7/8, 15/16, 1, 1 1/16, 1 1/8, 1 3/16 |            |   |            |       |
| 8150RN-1/2   |            |   |            |       |
| 8162-1/2   |            |   |            |       |
| 250 mm   |            |   |            |       |



## 7886DZE

### SOCKET SETS




- 1/2" socket set
- Includes 1/2" ratchet, developed according to the scientific ERGO™ process
- Bi-hex sockets, inch sizes
- High performance alloy steel
- High polished finish
- Metal case
- Insert of elastic plastic material to hold the tools
- ISO 1174
- DIN 3120

|                    | <br>731415  |                    | <br>mm     | <br>g |
|--------------------|---|--------------------|------------|-------|
| 7886DZE            | 1837969   | 1                  | 448x230x55 | 6235  |
| 7800DZ             | 7/16, 1/2, 9/16, 19/32, 5/8, 11/16, 3/4, 25/32, 13/16, 7/8, 15/16, 1, 1 1/16, 1 3/16, 1 1/4 |                    |            |       |
| 8155-1/2           |   | 8154-1/2           |            |       |
| 8159-1/2<br>75 mm  |   | 8160-1/2<br>125 mm |            |       |
| 8162-1/2<br>250 mm |   | 8166-1/2           |            |       |

## 4003M

### SOCKET SETS



- 1/2" socket set
- Bi-hex sockets, metric sizes
- Combination spanners
- High performance alloy steel
- High polished finish
- Metal case with metal inlay
- ISO 1174
- DIN 3120

|                    | <br>731415  |                    | <br>mm     | <br>g |
|--------------------|---|--------------------|------------|-------|
| 4003M              | 1077372   | 1                  | 544x303x59 | 12300 |
| 1952M              | 10, 11, 12, 13, 14, 15, 16, 17, 18, 19, 22, 24, 27, 32 mm                             |                    |            |       |
| 7800DM             | 10, 11, 12, 13, 14, 15, 16, 17, 18, 19, 20, 21, 22, 23, 24, 25, 26, 27, 28, 30, 32 mm |                    |            |       |
| 8150-1/2           |   | 8158-1/2           |            |       |
| 8154-1/2           |   | 8160-1/2<br>125 mm |            |       |
| 8162-1/2<br>250 mm |   | 8166-1/2           |            |       |



# SOCKET SETS 1/2"

## S80/

## SOCKET SETS



S80/8



S80/17

- 1/2" socket set
- Hex sockets, metric sizes
- High performance alloy steel
- Matt finish
- Plastic rail holder
- ISO 1174
- DIN 3120

|        | <br>731415 |   | <br>mm  | <br>mm     | <br>g |
|--------|------------|---|---|------------|-------|
| S80/6  | 3013163    | 1 | 10 13 16 17 19 24                                     | 235x75x33  | 365   |
| S80/8  | 3013170    | 1 | 10 12 13 16 17 18 19 24                               | 315x75x34  | 402   |
| S80/17 | 3013187    | 1 | 10 11 12 13 14 15 16 17 18 19 21 22 24 27 30 32 & S82 | 180x165x60 | 1380  |

## 7809M/10

## HEX HEAD DRIVERS



- 1/2" socket drivers set
- Hex socket drivers, metric sizes
- High performance alloy steel
- High polished finish
- Metal case
- Plastic inlay
- ISO 1174
- DIN 3120



|          | <br>731415                           |   | <br>mm     | <br>g |
|----------|--------------------------------------|---|------------|-------|
| 7809M/10 | 1831448                              | 1 | 312x115x50 | 1490  |
| 7809M    | 5, 6, 7, 8, 9, 10, 12, 14, 17, 19 mm |   |            |       |

## 7809Z/10

## HEX HEAD DRIVERS



- 1/2" socket drivers set
- Hex socket drivers, inch sizes
- High performance alloy steel
- High polished finish
- Metal case
- Plastic inlay
- ISO 1174
- DIN 3120



|          | <br>731415   |   | <br>mm     | <br>g |
|----------|--|---|------------|-------|
| 7809Z/10 | 3003560  | 1 | 312x115x50 | 1990  |
| 7809Z    | 3/16, 1/4, 5/16, 3/8, 7/16, 1/2, 17/32, 9/16, 19/32, 5/8 |   |            |       |



## 7809TORX/10

### FOR TORX® AND PHILLIPS HEAD SCREWS



- 1/2" socket drivers set
- Socket drivers, TORX® and Phillips sizes
- High performance alloy steel
- High polished finish
- Metal case
- Plastic inlay
- ISO 1174
- DIN 3120



|             | <br>731415                       |   | <br>mm     | <br>g |
|-------------|----------------------------------|---|------------|-------|
| 7809TORX/10 | 1831455                          | 1 | 312x115x50 | 1490  |
| 7809TORX    | T 20, 25, 27, 30, 40, 45, 50, 55 |   |            |       |
| 7809PH      | PH 2, 3                          |   |            |       |

# SOCKETS 3/4"



## 8900SM

### HEXAGON METRIC



- Standard length sockets, 3/4" square drive
- Hex profile, metric sizes
- Not suitable for machine operation
- High performance alloy steel
- High polished finish
- Knurled
- ISO 2725/1174
- DIN 3124/3120




|           | <br>731415 |   | <br>mm | L<br>mm | D1<br>mm | D2<br>mm | <br>g |
|-----------|------------|---|--------|---------|----------|----------|-------|
| 8900SM-22 | 1810795    | 1 | 22     | 47      | 33.0     | 40       | 140   |
| 8900SM-24 | 1810801    | 1 | 24     | 50      | 35.5     | 40       | 175   |
| 8900SM-27 | 1810818    | 1 | 27     | 53      | 38.5     | 40       | 210   |
| 8900SM-30 | 1810825    | 1 | 30     | 58      | 42.5     | 40       | 270   |
| 8900SM-32 | 1810832    | 1 | 32     | 58      | 45.0     | 40       | 280   |
| 8900SM-34 | 1838461    | 1 | 34     | 60      | 48.0     | 40       | 320   |
| 8900SM-36 | 1810849    | 1 | 36     | 63      | 50.0     | 40       | 355   |
| 8900SM-38 | 1810856    | 1 | 38     | 66      | 52.0     | 40       | 370   |
| 8900SM-41 | 1810863    | 1 | 41     | 66      | 56.0     | 40       | 425   |
| 8900SM-46 | 1810870    | 1 | 46     | 68      | 62.5     | 40       | 535   |
| 8900SM-50 | 1810887    | 1 | 50     | 68      | 67.5     | 40       | 580   |
| 8900SM-55 | 1810894    | 1 | 55     | 69      | 74.0     | 45       | 830   |
| 8900SM-60 | 1810900    | 1 | 60     | 72      | 80.5     | 45       | 960   |



# SOCKETS 3/4"

## 8900DM

## DOUBLE HEXAGON METRIC




- Standard length sockets, 3/4" square drive
- Bi-hex profile, metric sizes
- Not suitable for machine operation
- High performance alloy steel
- High polished finish
- Knurled
- ISO 2725/1174
- DIN 3124/3120



|           | <br>731415 |   | <br>mm | L<br>mm | D1<br>mm | D2<br>mm | <br>g |
|-----------|------------|---|--------|---------|----------|----------|-------|
| 8900DM-19 | 1105730    | 1 | 19     | 47      | 29.5     | 40       | 130   |
| 8900DM-22 | 1105754    | 1 | 22     | 47      | 33.0     | 40       | 140   |
| 8900DM-24 | 1105778    | 1 | 24     | 50      | 35.5     | 40       | 175   |
| 8900DM-25 | 1105785    | 1 | 25     | 53      | 36.5     | 40       | 190   |
| 8900DM-27 | 1105822    | 1 | 27     | 53      | 38.5     | 40       | 210   |
| 8900DM-28 | 1105846    | 1 | 28     | 53      | 40.0     | 40       | 230   |
| 8900DM-30 | 1105884    | 1 | 30     | 58      | 42.5     | 40       | 270   |
| 8900DM-32 | 1105891    | 1 | 32     | 58      | 45.0     | 40       | 280   |
| 8900DM-34 | 1838478    | 1 | 34     | 60      | 48.0     | 40       | 320   |
| 8900DM-36 | 1105914    | 1 | 36     | 63      | 50.0     | 40       | 355   |
| 8900DM-41 | 1105938    | 1 | 41     | 66      | 56.0     | 40       | 425   |
| 8900DM-46 | 1105952    | 1 | 46     | 68      | 62.5     | 40       | 535   |
| 8900DM-50 | 1105969    | 1 | 50     | 68      | 67.5     | 40       | 580   |
| 8900DM-55 | 1105983    | 1 | 55     | 69      | 74.0     | 45       | 830   |
| 8900DM-60 | 1106003    | 1 | 60     | 72      | 80.5     | 45       | 960   |

## 8900DZ

## DOUBLE HEXAGON INCH



- Standard length sockets, 3/4" square drive
- Bi-hex profile, inch sizes
- Not suitable for machine operation
- High performance alloy steel
- High polished finish
- Knurled
- ISO 2725/1174
- DIN 3124/3120



|                | <br>731415 |   | <br>"   | L<br>mm | D1<br>mm | D2<br>mm | <br>g |
|----------------|------------|---|---------|---------|----------|----------|-------|
| 8900DZ-15/16   | 1106034    | 1 | 15/16   | 50      | 35.5     | 40       | 170   |
| 8900DZ-1       | 1106058    | 1 | 1       | 53      | 36.5     | 40       | 180   |
| 8900DZ-1.1/16  | 1106065    | 1 | 1 1/16  | 53      | 38.5     | 40       | 200   |
| 8900DZ-1.1/8   | 1106072    | 1 | 1 1/8   | 53      | 40.0     | 40       | 215   |
| 8900DZ-1.3/16  | 1106089    | 1 | 1 3/16  | 58      | 42.5     | 40       | 240   |
| 8900DZ-1.1/4   | 1106096    | 1 | 1 1/4   | 58      | 45.0     | 40       | 275   |
| 8900DZ-1.5/16  | 1106102    | 1 | 1 5/16  | 61      | 48.5     | 40       | 300   |
| 8900DZ-1.3/8   | 1106119    | 1 | 1 3/8   | 63      | 48.5     | 40       | 300   |
| 8900DZ-1.7/16  | 1106126    | 1 | 1 7/16  | 63      | 50.0     | 40       | 325   |
| 8900DZ-1.1/2   | 1106133    | 1 | 1 1/2   | 66      | 52.0     | 40       | 375   |
| 8900DZ-1.5/8   | 1106157    | 1 | 1 5/8   | 66      | 56.0     | 40       | 420   |
| 8900DZ-1.3/4   | 1106171    | 1 | 1 3/4   | 68      | 62.5     | 40       | 480   |
| 8900DZ-1.13/16 | 1106188    | 1 | 1 13/16 | 68      | 62.5     | 40       | 500   |
| 8900DZ-1.7/8   | 1106195    | 1 | 1 7/8   | 68      | 64.5     | 40       | 530   |
| 8900DZ-2       | 1106201    | 1 | 2       | 68      | 67.5     | 40       | 585   |








8950N

REVERSIBLE RATCHET




- 3/4" ratchet, reversible
- 72 teeth/5° action angle
- High performance alloy steel
- High polished finish
- ISO 3315/1174-2
- DIN 3122/3120; UNE 16512
- Consisting of ratchet head 8950 N/A and universal handle 8953






|   |   |   |  |  |
|---|---|---|--|--|
|  | <br>731415 |  | <br>L<br>mm | <br>g |
| 8950N   | 1810931   | 1   | 610  | 2550   |

8952N

REVERSIBLE RATCHET



- 3/4" ratchet, reversible
- 24 teeth/15° action angle
- High performance alloy steel
- High polished finish
- Push through square drive to change direction
- Consisting of ratchet head 8952 N/A and universal handle 8952 N/B
- ISO 3315/1174-2
- DIN 3122/3120; UNE 16512





|   |   |   |  |  |
|---|---|---|--|--|
|  | <br>731415 |  | <br>L<br>mm | <br>g |
| 8952N   | 0180196   | 1   | 525  | 2160   |

8953

UNIVERSAL HANDLE



- 3/4" universal handle
- High performance alloy steel
- High polished finish
- For ratchet head 8950 N/A, breaker bar 8958A and sliding head 8954A
- ISO 3315/3316
- DIN 3122/3123

|   |   |   |  |  |
|---|---|---|--|--|
|  | <br>731415 |  | <br>L<br>mm | <br>g |
| 8953  | 1106799   | 1   | 505  | 1470   |



## ACCESSORIES 3/4"

8952N/B

### UNIVERSAL HANDLE



- Universal handle 3/4
- DIN 3122 , ISO 3315
- Finish: Nickel and chrome plated
- Material: Vanadium extra
- For ratchet head No. 8952N/A

|         |            |   |             |       |
|---------|------------|---|-------------|-------|
|         | <br>731415 |   | <br>L<br>mm | <br>g |
| 8952N/B | 0180219    | 1 | 450         | 1085  |

8950N/A

### RATCHET HEAD



- 3/4" ratchet head, reversible
- 72 teeth/5° action angle
- High performance alloy steel
- High polished finish
- ISO 3315/1174
- DIN 3122/3120; UNE 16512
- 8950N/A + 8953 = 8950N

|         |            |   |             |       |
|---------|------------|---|-------------|-------|
|         | <br>731415 |   | <br>L<br>mm | <br>g |
| 8950N/A | 1810948    | 1 | 170         | 1080  |

8952N/A

### RATCHET HEAD




- 3/4" ratchet head, reversible
- 24 teeth/15° action angle
- High performance alloy steel
- High polished finish
- Changes tightening direction by moving the square drive
- 8952N/A + 8952N/B = 8952N
- ISO 3315/1174
- DIN 3122/3120; UNE 16512

|         |            |   |             |       |
|---------|------------|---|-------------|-------|
|         | <br>731415 |   | <br>L<br>mm | <br>g |
| 8952N/A | 0180202    | 1 | 145         | 1130  |



8951

RATCHET ADAPTOR



- 3/4" ratchet adaptor, reversible
- 60 teeth/6° action angle
- High performance alloy steel
- High polished finish
- ISO 3315/1174
- DIN 3122/3123/3120
- Max diameter head: 60 mm

|      |            |   |             |       |
|------|------------|---|-------------|-------|
|      | <br>731415 |   | <br>L<br>mm | <br>g |
| 8951 | 1106782    | 1 | 95          | 1080  |

8954

SLIDING T-HANDLE




- 3/4" sliding T-handle
- High performance alloy steel
- High polished finished
- ISO 3315/1174
- DIN 3122/3123/3120; UNE 16512
- Plastic handle
- Consisting of universal handle 8953 and sliding head 8954A

|      |            |   |             |       |
|------|------------|---|-------------|-------|
|      | <br>731415 |   | <br>L<br>mm | <br>g |
| 8954 | 1106805    | 1 | 505         | 1760  |

8954A

SLIDING HEAD



- 3/4" sliding T-head
- High performance alloy steel
- High polished finished
- ISO 1174
- DIN 3120
- 8954A + 8953 = 8954

|       |            |   |             |       |
|-------|------------|---|-------------|-------|
|       | <br>731415 |   | <br>L<br>mm | <br>g |
| 8954A | 1106812    | 1 | 62          | 290   |





## ACCESSORIES 3/4"

8958

### BREAKER BAR



- 3/4" breaker bar
- High performance alloy steel
- High polished finish
- ISO 3315/1174
- DIN 3122/3120; UNE 16512
- Consisting of flex head 8958A and universal handle 8953



8958



731415

1106829



1



570



2275

8958A

### BREAKER BAR HEAD



- 3/4" breaker bar flex head
- High performance alloy steel
- High polished finish
- ISO 1174
- DIN 3120
- 8958A + 8953 = 8958



8958A



731415

1106836



1



125



805

8963

### OFFSET HANDLE



- 3/4" offset handle
- High performance alloy steel
- High polished finish
- ISO 3315/1174
- DIN 3122/3120; UNE 16512



8963



731415

0181087



1



415



1710



## 8961/8962

### EXTENSION BARS




- 3/4" extension bars
- High performance alloy steel
- High polished finish
- ISO 3316/1174
- DIN 3123/3120; UNE 16511

|      | <br>731415 |   | <br>L<br>mm | <br>g |
|------|------------|---|-------------|-------|
| 8961 | 1106850    | 1 | 200         | 665   |
| 8962 | 1106867    | 1 | 400         | 1190  |

## 8966

### UNIVERSAL JOINT




- 3/4" universal joint
- High performance alloy steel
- High polished finish
- ISO 3316/1174
- DIN 3122/3123/3120; UNE 16511

|      | <br>731415 |   | <br>L<br>mm | <br>g |
|------|------------|---|-------------|-------|
| 8966 | 1106898    | 1 | 103.5       | 540   |

## 8965

### ADAPTORS




- Decreasing adaptor for 3/4" square drive and 1/2" sockets
- High performance alloy steel
- High polished finish
- ISO 1174
- DIN 3120/3123; UNE 16503

|      | <br>731415 |   |     |     | <br>L<br>mm | <br>g |
|------|------------|---|-----|-----|-------------|-------|
| 8965 | 1106881    | 1 | 3/4 | 1/2 | 58          | 260   |

## 9564

### ADAPTORS



- Increasing adaptor for 3/4" square drive and 1" sockets
- High performance alloy steel
- High polished finish
- ISO 1174
- DIN 3120/3123; UNE 16503

|      | <br>731415 |   |      |    | <br>L<br>mm | <br>g |
|------|------------|---|------|----|-------------|-------|
| 9564 | 1107543    | 1 | 3/4" | 1" | 62          | 345   |



## ACCESSORIES 3/4"

### 8950NA-SO/2

### SPARE PARTS ASSORTMENT



- Spare parts kit for 3/4" ratchets 8950N, 8950N/A
- Content: 8 pce

|             |            |   |       |
|-------------|------------|---|-------|
|             | <br>731415 |   | <br>g |
| 8950NA-SO/2 | 1816605    | 1 | 546   |

### 744T


### SPARE PARTS ASSORTMENT



744T01190

- Spare parts kit for 3/4" ratchets 8952N, 8952N/A
- 744T01190 spare reversible square drive
- 744T00000 full repair kit

|           |            |   |       |
|-----------|------------|---|-------|
|           | <br>841334 |   | <br>g |
| 744T01190 | 5206761    | 1 | 170   |
| 744T00000 | 5210638    | 1 | 340   |



744T00000



## SOCKET SETS 3/4"

### 8845NM

### SOCKET SETS METRIC



- 3/4" socket set
- Hex sockets, metric sizes
- High performance alloy steel
- High polished finish
- Metal case with metallic inlay
- ISO 1174
- DIN 3120

|        |   |                |            |       |
|--------|---|----------------|------------|-------|
|        | <br>731415                                |                | <br>mm     | <br>g |
| 8845NM | 1810955                                   | 1              | 591x206x94 | 13200 |
| 8900SM | 22, 24, 27, 30, 32, 36, 38, 41, 46, 50 mm |                |            |       |
| 8953   |   | 8950N/A        |            |       |
| 8954A  |   | 8961<br>200 mm |            |       |
| 8962   | 400 mm                                    |                |            |       |



## 8845DM

### SOCKET SETS METRIC




- 3/4" socket set
- Bi-hex sockets, metric sizes
- High performance alloy steel
- High polished finish
- Metal case with metallic inlay
- ISO 1174
- DIN 3120

|                | <br>731415                                |                | <br>mm     | <br>g |
|----------------|---|----------------|------------|-------|
| 8845DM         | 1105525                                   | 1              | 591x206x94 | 13200 |
| 8900DM         | 19, 22, 24, 27, 30, 32, 36, 41, 46, 50 mm |                |            |       |
| 8953           |   | 8950N/A        |            |       |
| 8954A          |   | 8961<br>200 mm |            |       |
| 8962<br>400 mm |   |                |            |       |

## 8840M

### SOCKET SETS METRIC



- 3/4" socket set
- Bi-hex sockets, metric sizes
- High performance alloy steel
- High polished finish
- Metal case with metallic inlay
- ISO 1174
- DIN 3120

|                | <br>731415  |                | <br>mm      | <br>g |
|----------------|---|----------------|-------------|-------|
| 8840M          | 1105495   | 1              | 595x210x100 | 21200 |
| 8900DM         | 19, 22, 24, 25, 27, 28, 30, 32, 36, 41, 46, 50, 55, 60 mm |                |             |       |
| 8953           |   | 8950N/A        |             |       |
| 8954A          |   | 8961<br>200 mm |             |       |
| 8962<br>400 mm |   | 8951           |             |       |
| 8966           |   | 8964           |             |       |
| 8965           |   | 8958A          |             |       |



# SOCKETS 1"

## 9500SM

### HEXAGON METRIC

- Standard length sockets, 1" square drive
- Hex profile, metric sizes
- Not suitable for machine operation
- High performance alloy steel
- Matt finish
- ISO 2725/1174
- DIN 3124/3120
- With locking pin for release from square drive

|           | <br>731415 |   | <br>mm | L<br>mm | D1<br>mm | D2<br>mm | <br>g |
|-----------|------------|---|--------|---------|----------|----------|-------|
| 9500SM-41 | 3013699    | 1 | 41     | 67      | 57       | 48       | 625   |
| 9500SM-46 | 3013705    | 1 | 46     | 71      | 63       | 48       | 740   |
| 9500SM-50 | 3013712    | 1 | 50     | 74      | 69       | 48       | 880   |
| 9500SM-54 | 3013729    | 1 | 54     | 78      | 74       | 48       | 1040  |
| 9500SM-55 | 3013736    | 1 | 55     | 79      | 75       | 54       | 1175  |
| 9500SM-58 | 3013743    | 1 | 58     | 82      | 79       | 54       | 1285  |
| 9500SM-60 | 3013750    | 1 | 60     | 83      | 82       | 54       | 1360  |
| 9500SM-63 | 3013767    | 1 | 63     | 85      | 86       | 54       | 1590  |
| 9500SM-65 | 3013774    | 1 | 65     | 86      | 88       | 54       | 1625  |
| 9500SM-67 | 3013781    | 1 | 67     | 89      | 90       | 54       | 1725  |
| 9500SM-70 | 3013798    | 1 | 70     | 91      | 94       | 60       | 1970  |
| 9500SM-71 | 3013804    | 1 | 71     | 92      | 95       | 60       | 2025  |
| 9500SM-75 | 3013811    | 1 | 75     | 95      | 101      | 60       | 2300  |
| 9500SM-77 | 3013828    | 1 | 77     | 98      | 103      | 60       | 2500  |
| 9500SM-80 | 3013835    | 1 | 80     | 101     | 108      | 60       | 2885  |
| 9500SM-82 | 3013842    | 1 | 82     | 104     | 110      | 60       | 2900  |



## 9500SZ

### HEXAGON INCH

- Standard length sockets, 1" square drive
- Hex profile, inch sizes
- Not suitable for machine operation
- High performance alloy steel
- Matt finish
- ISO 2725/1174
- DIN 3124/3120
- With locking pin for release from square drive

|                | <br>731415 |   | <br>"   | L<br>mm | D1<br>mm | D2<br>mm | <br>g |
|----------------|------------|---|---------|---------|----------|----------|-------|
| 9500SZ-1.5/8   | 3013859    | 1 | 1.5/8   | 67      | 57       | 48       | 620   |
| 9500SZ-1.13/16 | 3013866    | 1 | 1.13/16 | 71      | 63       | 48       | 745   |
| 9500SZ-1.7/8   | 3013873    | 1 | 1.7/8   | 73      | 65       | 48       | 785   |
| 9500SZ-2       | 3013880    | 1 | 2       | 74      | 69       | 48       | 875   |
| 9500SZ-2.1/8   | 3013897    | 1 | 2.1/8   | 78      | 74       | 48       | 1050  |
| 9500SZ-2.3/16  | 3013903    | 1 | 2.3/16  | 79      | 75       | 54       | 1110  |
| 9500SZ-2.1/4   | 3013910    | 1 | 2.1/4   | 82      | 79       | 54       | 1310  |
| 9500SZ-2.3/8   | 3013927    | 1 | 2.3/8   | 83      | 82       | 54       | 1380  |
| 9500SZ-2.1/2   | 3013934    | 1 | 2.1/2   | 85      | 86       | 54       | 1530  |
| 9500SZ-2.9/16  | 3013941    | 1 | 2.9/16  | 86      | 88       | 54       | 1610  |
| 9500SZ-2.5/8   | 3013958    | 1 | 2.5/8   | 89      | 90       | 54       | 1765  |
| 9500SZ-2.3/4   | 3013965    | 1 | 2.3/4   | 91      | 94       | 60       | 1865  |
| 9500SZ-2.15/16 | 3013972    | 1 | 2.15/16 | 95      | 101      | 60       | 1965  |
| 9500SZ-3       | 3013989    | 1 | 3       | 98      | 103      | 60       | 2320  |
| 9500SZ-3.1/8   | 3013996    | 1 | 3.1/8   | 101     | 108      | 60       | 2585  |





## 9551

### REVERSIBLE RATCHET



- 1" ratchet, reversible
- 72 teeth/5° action angle
- High performance alloy steel
- Matt finish
- ISO 3315/1174-2
- DIN 3122/3120; UNE 16512
- Consisting of ratchet head 9550AB and universal handle 9552AB

|      |            |   |             |       |
|------|------------|---|-------------|-------|
|      | <br>731415 |   | <br>L<br>mm | <br>g |
| 9551 | 3014030    | 1 | 640         | 3810  |

## 9550AB

### RATCHET HEAD



- 1" ratchet head, reversible
- 72 teeth/5° action angle
- High performance alloy steel
- Matt finish
- ISO 3315/1174-2
- DIN 3122/3120; UNE 16512
- Together with universal handle 9552AB it completes the ratchet 9551
- 9550AB + 9552AB = 9551

|        |            |   |             |       |
|--------|------------|---|-------------|-------|
|        | <br>731415 |   | <br>L<br>mm | <br>g |
| 9550AB | 3014009    | 1 | 190         | 1870  |

## 9552AB

### UNIVERSAL HANDLE



- 1" universal handle
- High performance alloy steel
- Matt finish
- ISO 3315/1174
- DIN 3122/3120; UNE 16512
- For ratchet head 9550AB and sliding head 9555AB

|        |            |   |             |       |
|--------|------------|---|-------------|-------|
|        | <br>731415 |   | <br>L<br>mm | <br>g |
| 9552AB | 3014023    | 1 | 508         | 1945  |



## ACCESSORIES 1"

9555

### SLIDING T-HANDLE




- 1" sliding T-handle
- High performance alloy steel
- Matt finished
- ISO 3315/1174
- DIN 3122/3120

|      |            |   |             |       |
|------|------------|---|-------------|-------|
|      | <br>731415 |   | <br>L<br>mm | <br>g |
| 9555 | 3014047    | 1 | 508         | 2625  |

9555AB

### SLIDING HEAD



- 1" sliding T-head
- High performance alloy steel
- Matt finished
- ISO 1174
- DIN 3120
- Together with universal handle 9550AB completes the sliding T-handle 9555
- 9555AB + 9550AB = 9555

|        |            |   |             |       |
|--------|------------|---|-------------|-------|
|        | <br>731415 |   | <br>L<br>mm | <br>g |
| 9555AB | 3014061    | 1 | 78x78x78    | 685   |

9560AB/9563AB

### EXTENSION BARS




- 1" extension bars
- High performance alloy steel
- Matt finish
- ISO 3316/1174
- DIN 3123/3120; UNE 16511

|        |            |   |             |       |
|--------|------------|---|-------------|-------|
|        | <br>731415 |   | <br>L<br>mm | <br>g |
| 9560AB | 3014078    | 1 | 200         | 1175  |
| 9563AB | 3014085    | 1 | 400         | 2085  |

9565AB

### ADAPTOR




- Decreasing adaptor for 1" square drive and 3/4" sockets
- High performance alloy steel
- Matt finish
- ISO 1174/3316
- DIN 3120/3123; UNE 16503

|        |            |   |    |      |             |       |
|--------|------------|---|----|------|-------------|-------|
|        | <br>731415 |   |    |      | <br>L<br>mm | <br>g |
| 9565AB | 3014092    | 1 | 1" | 3/4" | 72          | 550   |



## 9550AB-SO/1

### SPARE PARTS ASSORTMENT



- Spare parts kit for 1" reversible ratchets 9551 and 9550AB
- Content: 5 pce

|             |                   |   |     |
|-------------|-------------------|---|-----|
|             |                   |   |     |
| 9550AB-SO/1 | 731415<br>3014016 | 1 | 610 |

# SOCKET SETS 1"



## 9540MB

### SOCKET SETS METRIC



- 1" socket set
- High performance alloy steel
- Matt finish
- Metal case with metal inlay to hold the tools
- ISO 1174
- DIN 3120

|                  |                                   |                  |                   |       |
|------------------|-----------------------------------|------------------|-------------------|-------|
|                  |                                   |                  |                   |       |
| 9540MB           | 731415<br>3014108                 | 1                | 120x560x210<br>mm | 26000 |
| 9500SM           | 46, 50, 55, 60, 65, 70, 75, 80 mm |                  |                   |       |
| 9550AB           |                                   | 9555             |                   |       |
| 9560AB<br>200 mm |                                   | 9563AB<br>400 mm |                   |       |






# SOCKET SETS 1"

## 9540MBL

## SOCKET SETS METRIC



- 1" socket set
- High performance alloy steel
- Matt finish
- Metal case with metal inlay to hold the tools
- ISO 1174
- DIN 3120

|                  | <br>731415  |                  | <br>mm      | <br>g |
|------------------|---|------------------|-------------|-------|
| 9540MBL          | 3014115   | 1                | 120x605x225 | 37600 |
| 9500SM           | 46, 50, 54, 55, 58, 60, 63, 65, 67, 70, 71, 75, 77, 80 mm |                  |             |       |
| 9550AB           |   | 9555             |             |       |
| 9560AB<br>200 mm |   | 9563AB<br>400 mm |             |       |
| 9565AB           |   |                  |             |       |

## 9540ZB

## SOCKET SETS INCH




- 1" socket set
- High performance alloy steel
- Matt finish
- Metal case with metal inlay
- ISO 1174
- DIN 3120

|                  | <br>731415  |                  | <br>mm      | <br>g |
|------------------|---|------------------|-------------|-------|
| 9540ZB           | 3014122   | 1                | 120x560x210 | 26200 |
| 9550SZ           | 1.13/16, 2, 2.3/16, 2.3/8, 2.5/8, 2.3/4, 3, 3.1/8 |                  |             |       |
| 9550AB           |   | 9555             |             |       |
| 9560AB<br>200 mm |   | 9563AB<br>400 mm |             |       |



## 9540ZBL

### SOCKET SETS INCH



- 1" socket set
- High performance alloy steel
- Matt finish
- Metal case with metal inlay
- ISO 1174
- DIN 3120

|                  | <br>731415   |                  | <br>mm      | <br>g |
|------------------|--|------------------|-------------|-------|
| 9540ZBL          | 3014139  | 1                | 120x605x225 | 36.5  |
| 9500SZ           | 1.13/16, 1.7/8, 2, 2.1/8, 2.3/16, 2.1/4, 2.3/8, 2.1/2, 2.9/16, 2.5/8, 2.3/4, 2.15/16, 3, 3.1/8 |                  |             |       |
| 9550AB           |  | 9555             |             |       |
| 9560AB<br>200 mm |  | 9563AB<br>400 mm |             |       |
| 9565AB           |  |                  |             |       |

# SOCKET SETS



## SL24

### SOCKET SETS 1/4"



- 1/4" socket set
- High performance alloy steel
- Matt finish
- ISO 1174
- DIN 3120
- Case: High Density Polythene (HDPE), 35 x 165 x 85 mm
- Contents, 24 pcs
  - 1 pc ratchet 1/4" quick release, extra narrow head, 72 teeth 5° action angle
  - 6 pcs 1/4" hex sockets: 4, 5, 6, 7, 8, 10 mm
  - 2 pcs bits 1/4" slotted: 4, 5 mm
  - 3 pcs bits 1/4": PH 1, 2, 3
  - 2 pcs bits hex: 4, 5 mm
  - 1 pc locking bit socket 1/4" x 1/4"
  - 4 pcs bits TORX®: T 10, 15, 20, 25
  - 3 pcs bits 1/4" Pozidriv PZ 1, 2, 3
  - 1 pc 1/4" smooth operation universal joint
  - 1 pc 1/4" locking extension bar, length 100 mm

|      | <br>731415 |   | <br>mm    | <br>g |
|------|------------|---|-----------|-------|
| SL24 | 0128389    | 1 | 35x165x85 | 430   |



# SOCKET SETS

## SL25

## SOCKET SETS 1/4"



- 1/4" socket set
- High performance alloy steel
- Matt finish
- ISO 1174
- DIN 3120
- Case: High Density Polythene (HDPE), 35x165x85 mm
- Contents, 25 pce
  - 12 pcs 1/4" hex sockets: 4, 4.5, 5, 5.5, 6, 7, 8, 9, 10, 11, 12, 13 mm
  - 1 pc ratchet 1/4" compact length 125 mm, quick release, 60 teeth/ 6° action angle
  - 2 pcs bit 1/4" PH 2
  - 2 pcs bit HEX 5 , 6
  - 6 pcs bit TORX® 10, 15, 20, 25, 30, 40
  - 1 pcs bit holder 1/4" with locking spring , 1/4" female square
  - 1 pcs 1/4" wobblers extension bar , length 100 mm
- SB = Retail packaging

|        | <br>731415 |   | <br>mm     | <br>g |
|--------|------------|---|------------|-------|
| SL25   | 3013422    | 1 | 35x165x85  | 235   |
| SBSL25 | 3015853    | 5 | 280x205x55 | 580   |

## S160

## SOCKET SETS 1/4"



- 1/4" socket set
- High performance alloy steel
- Matt finish
- ISO 1174
- DIN 3120
- Case: High Density Polythene (HDPE)
- Contents, 16 pcs
  - 12 pcs 1/4" hex sockets: 4, 4.5, 5, 5.5, 6, 7, 8, 9, 10, 11, 12, 13 mm
  - 1 pc 1/4" ratchet quick release, 60 teeth / 6° action angle
  - 1 pc 1/4" sliding T-bar, 100 mm / 4"
  - 1 pc 1/4" extension bar, 75 mm / 3"
  - 1 pc 1/4" flexible extension bar 150 mm / 6"
  - 2 pc removable three section plastic box with lid

|      | <br>731415 |   | <br>mm     | <br>g |
|------|------------|---|------------|-------|
| S160 | 0104031    | 1 | 280x160x70 | 1060  |


**S160AF**
**SOCKET SETS 1/4"**


- 1/4" socket set
- High performance alloy steel
- Matt finish
- ISO 1174
- DIN 3120
- Case: High Density Polythene (HDPE)
- Contents, 16 pcs
  - 12 pcs 1/4" hex sockets: 1/8", 5/32", 3/16", 7/32", 1/4", 9/32", 5/16", 11/32", 3/8", 7/16", 1/2", 9/16"
  - 1 pc 1/4" ratchet quick release, 60° teeth/6° action angle
  - 1 pc 1/4" sliding T-bar, 100 mm / 4"
  - 1 pc 1/4" extension bar, 75 mm / 3"
  - 1 pc 1/4" flexible extension bar 150 mm / 6"
  - 2 pc removable three section plastic box with lid

|        |            |   |            |       |
|--------|------------|---|------------|-------|
|        | <br>731415 |   | <br>mm     | <br>g |
| S160AF | 0137510    | 1 | 280x158x70 | 1025  |

**S290**
**SOCKET SETS 1/4"**



- 1/4" socket set
- High performance alloy steel
- Matt finish
- ISO 1174
- DIN 3120
- Case: High Density Polythene (HDPE)
- Contents, 29 pcs
  - 12 pcs 1/4" hex sockets: 4, 4.5, 5, 5.5, 6, 7, 8, 9, 10, 11, 12, 13 mm
  - 1 pc 1/4" ratchet quick release, 60 teeth / 6° action angle
  - 3 pcs 1/4" socket drivers: PH 1, 2, 3
  - 3 pcs 1/4" socket drivers: slotted 4, 5.5, 7 mm
  - 5 pcs 1/4" socket drivers: hex 3, 4, 5, 6, 8 mm
  - 1 pc 1/4" extension bar 50 mm / 2"
  - 1 pc 1/4" extension bar 150 mm / 6"
  - 1 pc 1/4" sliding T-bar 100 mm / 4"
  - 1 pc 1/4" universal joint
  - 1 pc 1/4" spinner with 2-components handle
  - 2 pc removable three section plastic box with lid

|      |            |   |            |       |
|------|------------|---|------------|-------|
|      | <br>731415 |   | <br>mm     | <br>g |
| S290 | 3000859    | 6 | 280x160x70 | 1300  |



## SOCKET SETS

### S460



### SOCKET SETS 1/4"

- 1/4" socket set
- High performance alloy steel
- Matt finish
- ISO 1174
- DIN 3120
- Case: High Density Polythene (HDPE)
- Contents, 46 pcs
  - 12 pcs 1/4" hex sockets: 4, 4.5, 5, 5.5, 6, 7, 8, 9, 10, 11, 12, 13 mm
  - 1 pc 1/4" ratchet quick release, 60 teeth/6° action angle
  - 4 pcs 1/4" socket drivers: PH 1, 2, 3, 4
  - 3 pcs 1/4" socket drivers: slotted 4, 5.5, 7 mm
  - 6 pcs 1/4" socket drivers: hex 3, 4, 5, 6, 8, 10 mm
  - 7 pcs 1/4" socket drivers: T 8, 10, 15, 20, 25, 27, 30
  - 3 pcs 1/4" TORX® sockets: E 6, 7, 8
  - 1 pc 1/4" spinner disc
  - 2 pcs 1/4" extension bars 2" & 4"
  - 1 pc 1/4" sliding T-bar
  - 1 pc 1/4" universal joint
  - 1 pc 1/4" spinner with 2-component handle
  - 1 pc 1/4" flexible extension bar 6"
  - 3 pcs L-Keys: hex 1.5, 2, 2.5 mm
  - 3 pcs removable three section plastic box with lid



S460



731415

0111060



6




375x215x100



2220

### S330



### SOCKET SET 1/4" AND 3/8"

- 1/4" and 3/8" socket set
- High performance alloy steel
- Matt finish
- ISO 1174
- DIN 3120
- Case: High Density Polythene (HDPE)
- Contents, 34 pcs
  - 12 pcs 3/8" hex sockets: 10, 11, 12, 13, 14, 15, 16, 17, 18, 19, 20, 22 mm
  - 1 pc 3/8" ratchet quick release, 60 teeth / 6° action angle
  - 2 pcs 3/8" extension bars 75 mm / 3" & 150 mm / 6"
  - 1 pc 3/8" universal joint
  - 1 pc 3/8" x 1/4" bit holder
  - 2 pcs 3/8" spark plug sockets hex: 16 mm (5/8"), 21 mm (13/16")
  - 1 pc 1/4" spinner with 2-component handle
  - 1 pc 1/4" x 1/4" bit holder
  - 3 pcs 1/4" bits: slotted 4, 5.5, 7 mm
  - 4 pcs 1/4" bits: PH 1, 2, 3, 4,
  - 6 pcs 1/4" bits: Hex 3, 4, 5, 6, 7, 8 mm



S330



731415

0104024



6



280x160x70



2040



## S330AF

### SOCKET SET 1/4" AND 3/8"




- 1/4" and 3/8" socket set
- High performance alloy steel
- Matt finish
- ISO 1174
- DIN 3120
- Case: High Density Polythene (HDPE)
- Contents, 34 pcs
  - 12 pcs 3/8" hex sockets: 1/4", 5/16", 11/32", 3/8", 7/16", 1/2", 9/16", 5/8", 11/16", 3/4", 13/16", 7/8"
  - 1 pc 3/8" ratchet quick release, 60 teeth / 6° action angle
  - 2 pcs 3/8" extension bars 75 mm/3" & 150 mm / 6"
  - 1 pc 3/8" universal joint
  - 1 pc 3/8" x 1/4" bit holder
  - 2 pcs 3/8" spark plug sockets hex: 16 mm (5/8"), 21 mm (13/16")
  - 1 pc 1/4" spinner with 2-component handle
  - 1 pc 1/4" x 1/4" bit holder
  - 3 pcs 1/4" bits: slotted 4, 5.5, 7 mm
  - 4 pcs 1/4" bits: PH 1, 2, 3, 4
  - 6 pcs 1/4" bits: hex 3, 4, 5, 6, 7, 8 mm

|   |   |   |   |  |
|---|---|---|---|--|
|  | <br>731415 |  | <br>mm | <br>g |
| S330AF  | 0137503   | 6   | 280x158x70  | 1970   |

## S240

### SOCKET SETS 1/2"




- 1/2" socket set
- High performance alloy steel
- Matt finish
- ISO 1174
- DIN 3120
- Case: High Density Polythene (HDPE)
- Contents, 24 pcs
  - 18 pcs 1/2" hex sockets: 10, 11, 12, 13, 14, 15, 16, 17, 18, 19, 20, 21, 22, 23, 24, 27, 30, 32 mm
  - 1 pc 1/2" ratchet quick release, 60 teeth / 6° action angle
  - 2 pcs 1/2" extension bar 5" and 10"
  - 1 pc 1/2" universal joint
  - 1 pc 1/2" T-adapter
  - 1 pc 1/2" breaker bar with 2-component handle, 10"
  - 1 pc removable three section plastic box with lid

|   |   |   |   |  |
|---|---|---|---|--|
|  | <br>731415 |  | <br>mm | <br>g |
| S240  | 0104017   | 4   | 375x215x100   | 4710   |



## SOCKET SETS

### S240AF



### SOCKET SETS 1/2"

- 1/2" socket set
- High performance alloy steel
- Matt finish
- ISO 1174
- DIN 3120
- Case: High Density Polythene (HDPE)
- Contents, 23 pcs
  - 15 pcs 1/2" hex sockets:
    - AF 3/8, 7/16, 1/2, 9/16, 5/8, 11/16, 3/4, 13/16, 7/8, 15/16, 1, 1.1/16, 1.1/8, 1.3/16, 1.1/4"
  - 1 pc 1/2" ratchet quick release, 60 teeth/6° action angle
  - 2 pcs 1/2" extension bar 5" and 10"
  - 1 pc 1/2" universal joint
  - 1 pc 1/2" T-adapter
  - 1 pc 1/2" breaker bar with 2-component handle, 10"
  - 2 pcs 1/2" spark plug sockets hex: 5/8" (16), 13/16" (21)
  - 1 pc removable three section plastic box with lid



S240AF



731415  
0111077



4




375x215x100



4880

### S400



### SOCKET SETS 1/2"

- 1/2" sockets and combination spanners set
- High performance alloy steel
- Matt finish
- ISO 1174
- DIN 3120
- Case: High Density Polythene (HDPE)
- Contents, 40 pcs
  - 21 pcs 1/2" hex sockets:
    - 10, 11, 12, 13, 14, 15, 16, 17, 18, 19, 20, 21, 22, 23, 24, 25, 26, 27, 28, 30, 32 mm
  - 1 pc 1/2" ratchet quick release, 60° teeth / 6° action angle
  - 2 pcs 1/2" extension bars 5" and 10"
  - 1 pc 1/2" universal joint
  - 1 pc 1/2" T-adapter
  - 1 pc 1/2" breaker bar with 2-component handle, 10"
  - 13 pcs combination spanners: 7, 8, 9, 10, 11, 12, 13, 14, 15, 16, 17, 18, 19 mm, on practical removable tool-rack
  - 1 pc removable three section plastic box with lid



S400



731415  
0111053



2



375x320x110




6880



S350AF

SOCKET SETS 1/2"




- 1/2" sockets and combination spanners set
- High performance alloy steel
- Matt finish
- ISO 1174
- DIN 3120
- Case: High Density Polythene (HDPE)
- Contents, 35 pcs
  - 21 pcs 1/2" hex sockets: AF 13/16", 7/8", 15/16", 31/32", 1", 1.1/16", 1.1/8", 1.3/16", 1.1/4", 3/8", 7/16", 15/32", 1/2", 9/16", 19/32", 5/8", 21/32", 11/16", 23/32", 3/4", 25/32"
  - 1 pc 1/2" ratchet quick release, 60° teeth / 6° action angle
  - 2 pcs 1/2" extension bars 5" and 10"
  - 1 pc 1/2" universal joint
  - 1 pc 1/2" T-adapter
  - 1 pc 1/2" breaker bar with 2-component handle, 10"
  - 8 pcs combination spanners: AF 1/4", 5/16", 3/8", 7/16", 1/2", 9/16", 11/16", 3/4", on a practical removable tool-rack
  - 1 pc removable three section plastic box with lid

|        |            |   |            |       |
|--------|------------|---|------------|-------|
|        | <br>731415 |   | <br>mm     | <br>g |
| S350AF | 0137527    | 2 | 371x313x70 | 6515  |

S140T

PASS-THROUGH SOCKET SETS



- Pass-through socket set
- High performance alloy steel
- Matt finish
- ISO 1174
- DIN 3120
- Case: High Density Polythene (HDPE)
- Contents, 14 pcs
  - 12 pcs pass-through sockets: 10, 11, 12, 13, 14, 15, 16, 17, 19, 21, 22, 24 mm
  - 1 pc pass-through ratchet, with flexible head, 72 teeth / 5° action
  - 1 pc pass-through extension bar, 75 mm

|       |            |    |            |       |
|-------|------------|----|------------|-------|
|       | <br>731415 |    | <br>mm     | <br>g |
| S140T | 0125203    | 10 | 280x160x70 | 1350  |





## SOCKET SETS

### S140T-R



### PASS-THROUGH SOCKET SETS

- High performance alloy steel
- Matt finish
- Contents, 3 pcs
  - 1 pc pass-through ratchet, with flexible head, 72 teeth / 5° action angle
  - 1 pc 19 mm (3/4") hex drive x 3/8" sq. drive adaptor, with quick release
  - 1 pc 19 mm (3/4") hex drive x 1/2" sq. drive adaptor, with quick release

|         |            |    |            |       |
|---------|------------|----|------------|-------|
|         | <br>731415 |    | <br>mm     | <br>g |
| S140T-R | 0136353    | 40 | 30x280x121 | 382   |

### S530T



### PASS-THROUGH SOCKET SETS

- Pass-through socket set
- Finish: Matt chrome plated
- Material: High performance alloy steel
- Case: High Density Polythene (HDPE)
- Contents, 53 pcs
  - 13 pcs pass-through sockets 10, 11, 12, 13, 14, 15, 16, 17, 18, 19, 21, 22, 24 mm
  - 1 pc pass-through ratchet, with flexible head, 72 teeth / 5° action angle
  - 1 pc pass-through extension bar, 75 mm
  - 10 pcs ring driver adapter hex shank: 8, 9, 10, 11, 12, 13, 14, 15, 16, 17 mm
  - 9 pcs E-TORX® ring driver adaptors: E8, E10, E11, E12, E14, E16, E18, E20, E22
  - 8 pcs bits 5/16" x 25 mm (Zinc Phosphate)  
HEX: 7, 8, 10, 12 mm  
TORX® Tamper: TR-40, TR-45, TR-50, TR-55
  - 6 pcs bits 1/4" x 25 mm (Zinc Phosphate)  
HEX: 5, 6 mm  
TORX® Tamper: TR-20, TR-25, TR-27, TR-30
  - 1 pc 19 mm (3/4") hex drive x 1/4" bit adaptor
  - 1 pc 19 mm (3/4") hex drive x 5/16" bit adaptor
  - 1 pc 19 mm (3/4") hex drive x 3/8" sq. drive adaptor, with quick release
  - 1 pc 19 mm (3/4") hex drive x 1/4" sq. drive adaptor, with quick release
  - 1 pc 19 mm (3/4") hex drive x 1/2" sq. drive adaptor, with quick release

|       |            |   |             |       |
|-------|------------|---|-------------|-------|
|       | <br>731415 |   | <br>mm      | <br>g |
| S530T | 0169122    | 4 | 375x215x100 | 4.500 |


**S910**
**SOCKET SETS 1/4" AND 1/2"**


- 1/4" and 1/2" sockets, and combination spanners set
- High performance alloy steel
- Matt finish
- ISO 1174
- DIN 3120
- Case: High Density Polythene (HDPE)
- Contents, 92 pcs
  - 12 pcs 1/4" hex sockets:  
4, 4.5, 5, 5.5, 6, 7, 8, 9, 10, 11, 12, 13 mm
  - 10 pcs 1/4" hex deep sockets  
4, 5, 6, 7, 8, 9, 10, 11, 12, 13 mm
  - 13 pcs 1/2" hex sockets:  
10, 11, 12, 13, 14, 15, 17, 19, 22, 24, 27, 30, 32 mm
  - 2 pcs 1/4" extension bars 50 mm / 2" and 100 mm / 4"
  - 1 pc 1/4" sliding T-bar
  - 1 pc 1/4" universal joint
  - 1 pc 1/4" bit holder
  - 1 pc 1/4" bit adapter
  - 1 pc 1/4" spinner with 2-component handle
  - 1 pc 1/4" magnetic adapter
  - 5 pcs 1/4" bits Phillips: PH 0, 1, 2, 3, 4
  - 3 pcs 1/4" bits slotted: 4, 5.5, 7 mm
  - 3 pcs 1/4" bits Pozidriv: PZ 1, 2, 3
  - 6 pcs 1/4" bits Hex: 3, 4, 5, 6, 8, 10 mm
  - 8 pcs 1/4" bits TORX®: T 8, 10, 15, 20, 25, 27, 30, 40
  - 3 pcs 5/16" bits TORX®: T 45, 50, 55
  - 2 pcs 1/2" extension bars 5" & 10"
  - 1 pc 1/2" universal joint
  - 1 pc 1/2" spark plug socket hex 21 mm (13/16")
  - 1 pc 1/2" x 5/16" bit holder
  - 1 pc 1/2" T-adapter
  - 3 pcs L-keys hex: 1.5, 2, 2.5 mm
  - 1 pc 1/4" ratchet, 60 teeth / 6° action angle, quick release
  - 1 pc 1/2" ratchet, 60 teeth / 6° action angle, quick release
  - 4 pcs flex head wrenches: 8-9, 10-11, 12-13, 14-15 mm
  - 6 pcs combination spanners: 8, 10, 12, 13, 14, 17 mm on a practical removable tool-rack
  - 1 pc removable three section plastic box with lid



S910



731415

0104000



2



375x320x110




6880



## S910AF

## SOCKET SETS 1/4" AND 1/2"



- 1/4" and 1/2" sockets, and combination spanners set
- High performance alloy steel
- Matt finish
- ISO 1174
- DIN 3120
- Case: High Density Polythene (HDPE)
- Contents, 92 pcs
  - 14 pcs 1/4" hex sockets:
    - 1/8", 5/32", 3/16", 7/32", 1/4", 9/32", 5/16", 11/32", 3/8", 7/16", 1/2", 9/16", 5/8", 11/16"
  - 10 pcs 1/4" hex deep sockets:
    - 5/32", 3/16", 7/32", 1/4", 9/32", 5/16", 11/32", 3/8", 7/16", 1/2"
  - 11 pcs 1/2" hex sockets:
    - 1/2", 9/16", 5/8", 11/16", 3/4", 13/16", 7/8", 15/16", 1", 1-1/16", 1.3/16"
  - 2 pcs 1/4" extension bars 50 mm / 2" and 100 mm / 4"
  - 1 pc 1/4" sliding T-bar
  - 1 pc 1/4" universal joint
  - 1 pc 1/4" bit holder
  - 1 pc 1/4" bit adapter
  - 1 pc 1/4" spinner with 2-component handle
  - 1 pc 1/4" magnetic adapter
  - 5 pcs 1/4" bits Phillips: PH 0, 1, 2, 3, 4
  - 3 pcs 1/4" bits slotted: 4, 5.5, 7 mm
  - 3 pcs 1/4" bits Pozidriv: PZ 1, 2, 3
  - 6 pcs 1/4" bits hex: 3, 4, 5, 6, 8, 10 mm
  - 8 pcs 1/4" bits TORX®: T 8, 10, 15, 20, 25, 27, 30, 40
  - 3 pcs 5/16" bits TORX®: T 45, 50, 55
  - 2 pcs 1/2" extension bars 5" & 10"
  - 1 pc 1/2" universal joint
  - 1 pc 1/2" spark plug socket hex 21 mm (13/16")
  - 1 pc 1/2" x 5/16" bit holder
  - 1 pc 1/2" T-adapter
  - 3 pcs L-keys hex: 1.5, 2, 2.5 mm
  - 1 pc 1/4" ratchet, 60 teeth / 6° action angle, quick release
  - 1 pc 1/2" ratchet, 60 teeth / 6° action angle, quick release
  - 4 pcs flex head wrenches: 9/16"-19/32", 15/32"-1/2", 3/8"-7/16", 5/16"-11/32"
  - 6 pcs combination spanners: 5/16", 3/8", 7/16", 1/2", 9/16", 11/16" on a practical removable tool-rack
  - 1 pc removable three section plastic box with lid

|        |                   |   |                   |        |
|--------|-------------------|---|-------------------|--------|
|        |                   |   |                   |        |
| S910AF | 731415<br>0137541 | 2 | 371x321x108<br>mm | 9<br>g |


**S87+7**
**SOCKET SETS 1/4" AND 1/2"**


- 1/4" and 1/2" sockets, and combination spanners set
- High performance alloy steel
- Matt finish
- ISO 1174
- DIN 3120
- Case: High Density Polythene (HDPE)
- Contents, 94 pcs
  - 12 pcs 1/4" hex sockets:  
4, 4.5, 5, 5.5, 6, 7, 8, 9, 10, 11, 12, 13 mm
  - 9 pcs 1/4" hex deep sockets:  
4, 5, 6, 7, 8, 9, 10, 11, 13 mm
  - 15 pcs 1/2" hex sockets:  
10, 12, 13, 14, 15, 16, 17, 18, 20, 21, 23, 24, 27, 32, 34 mm
  - 9 pcs hex sockets AF:  
3/8 7/16 (11) 1/2 9/16 11/16 3/4 (19) 13/16 7/8 (22) 1-3/16"
  - 4 pcs 1/2" hex impact sockets: 17, 19, 21, 24 mm
  - 4 pcs 1/4" socket drivers Phillips PH 1, 2, 3, 4
  - 3 pcs 1/4" socket drivers slotted 4, 5.5, 7 mm
  - 6 pcs 1/4" socket drivers hex 3, 4, 5, 6, 8, 10 mm
  - 2 pcs 1/4" extension bars 50 mm / 2" & 100 mm / 4"
  - 1 pc 1/4" sliding T-bar 100 mm / 4"
  - 1 pc 1/4" universal joint
  - 1 pc 1/4" spinner with 2-component handle
  - 2 pcs 1/2" extension bars 125 mm / 5" & 250 mm / 10"
  - 1 pc 1/2" universal joint
  - 1 pc 1/2" spark plug socket hex 21 mm (13/16")
  - 1 pc 1/2" T-adapter
  - 3 pcs L-Keys hex 1.5, 2, 2.5 mm
  - 1 pc 1/4" ratchet, 60 teeth / 6° action angle, quick release
  - 1 pc 1/2" ratchet, 60 teeth / 6° action angle, quick release
  - 4 pcs flex head spanners 8-9, 10-11, 12-13, 14-15 mm
  - 13 pcs combination spanners 7, 8, 9, 10, 11, 12, 13, 14, 15, 16, 17, 18, 19 mm,  
on a practical removable tool-rack
  - 1 pce removable three section plastic box with lid



S87+7



731415

0103980



2



375x430x110



9560



S106

## SOCKET SETS 1/4" AND 1/2"



- 1/4" and 1/2" sockets, and combination spanners set
- High performance alloy steel
- Matt finish
- ISO 1174
- DIN 3120
- Case: High Density Polythene (HDPE)
- Contents, 106 pcs
  - 12 pcs 1/4" hex sockets: 4, 4.5, 5, 5.5, 6, 7, 8, 9, 10, 11, 12, 13 mm
  - 10 pcs 1/4" hex deep sockets: 4, 5, 6, 7, 8, 9, 10, 11, 12, 13 mm
  - 15 pcs 1/2" hex sockets: 10, 12, 13, 14, 15, 16, 17, 18, 20, 21, 23, 24, 27, 32, 34 mm
  - 9 pcs hex sockets AF: 3/8 7/16 (11) 1/2 9/16 11/16 3/4 (19) 13/16 7/8 (22) 1-3/16"
  - 4 pcs 1/2" hex impact sockets: 17, 19, 21, 24 mm
  - 4 pcs 1/4" socket drivers Phillips PH 1, 2, 3, 4
  - 3 pcs 1/4" socket drivers slotted 4, 5.5, 7 mm
  - 6 pcs 1/4" socket drivers hex 3, 4, 5, 6, 8 10 mm
  - 3 pcs 1/4" socket drivers Pozidriv PZ 1, 2, 3
  - 8 pcs 1/4" socket drivers Torx® T 8, 10, 15, 20, 25, 27, 30, 40
  - 2 pcs 1/4" extension bars 50 mm / 2" & 100 mm / 4"
  - 1 pc 1/4" sliding T-bar 100 mm / 4"
  - 1 pc 1/4" universal joint
  - 1 pc 1/4" spinner with 2-component handle
  - 2 pcs 1/2" extension bars 125 mm / 5" & 250 mm / 10"
  - 1 pc 1/2" universal joint
  - 1 pc 1/2" spark plug socket hex 21 mm (13/16")
  - 1 pc 1/2" T-adaptor
  - 3 pcs L-Keys hex 1.5, 2, 2.5 mm
  - 1 pc 1/4" ratchet, 60 teeth / 6° action angle, quick release
  - 1 pc 1/2" ratchet, 60 teeth / 6° action angle, quick release
  - 4 pcs flex head spanners 8-9, 10-11, 12-13, 14-15 mm
  - 13 pcs combination spanners 7, 8, 9, 10, 11, 12, 13, 14, 15, 16, 17, 18, 19 mm, on a practical removable tool-rack
  - 1 pce removable three section plastic box with lid



S106



731415  
0103997




2



375x430x110



9540


**S108**
**SOCKET SETS 1/4" AND 1/2"**


- 1/4" and 1/2" sockets, and combination spanners set
- High performance alloy steel
- Matt finish
- ISO 1174
- DIN 3120
- Case: High Density Polythene (HDPE)
- Contents, 108 pcs
  - 12 pcs 1/4" hex sockets: 4, 4.5, 5, 5.5, 6, 7, 8, 9, 10, 11, 12, 13 mm
  - 10 pcs 1/4" hex deep sockets: 4, 5, 6, 7, 8, 9, 10, 11, 12, 13 mm
  - 20 pcs 1/2" hex sockets: 8, 9, 10, 11, 12, 13, 14, 15, 16, 17, 18, 19, 20, 21, 22, 23, 24, 27, 30, 32 mm
  - 6 pcs 1/2" TORX® sockets: E12, E14, E16, E18, E20, E24
  - 4 pcs 1/2" hex impact sockets: 17, 19, 21, 24 mm
  - 4 pcs 1/4" socket drivers Phillips PH 1, 2, 3, 4
  - 3 pcs 1/4" socket drivers Pozidriv PZ 1, 2, 3
  - 3 pcs 1/4" socket drivers slotted 4, 5.5, 7 mm
  - 6 pcs 1/4" socket drivers hex 3, 4, 5, 6, 8, 10 mm
  - 8 pcs 1/4" socket drivers TORX® T 8, 10, 15, 20, 25, 27, 30, 40
  - 2 pcs 1/4" extension bars 50 mm / 2" & 100 mm / 4"
  - 1 pc 1/4" sliding T-bar 100 mm / 4"
  - 1 pc 1/4" universal joint
  - 1 pc 1/4" spinner with 2-component handle
  - 2 pcs 1/2" extension bars 125 mm / 5" & 250 mm / 10"
  - 1 pc 1/2" universal joint
  - 1 pc 1/2" spark plug socket hex 21 mm (13/16")
  - 1 pc 1/2" T-adapter
  - 3 pcs L-Keys hex 1.5, 2, 2.5 mm
  - 1 pc 1/4" ratchet, 60 teeth / 6° action angle, quick release
  - 1 pc 1/2" ratchet, 60 teeth / 6° action angle, quick release
  - 4 pcs flex head spanners 8-9, 10-11, 12-13, 14-15 mm
  - 13 pcs combination spanners 7, 8, 9, 10, 11, 12, 13, 14, 15, 16, 17, 18, 19 mm, on a practical removable tool-rack
  - 1 pc removable three section plastic box with lid



S108


 731415  
0122257


2



375x430x110



9560



## S560

## SOCKET SETS 1/4" AND 1/2"



- 1/4" and 1/2" socket set
- High performance alloy steel
- Matt finish
- ISO 1174
- DIN 3120
- Case: High Density Polythene (HDPE)
- Contents, 56 pcs
  - 12 pcs 1/4" bi-hex sockets: 4, 4.5, 5, 5.5, 6, 7, 8, 9, 10, 11, 12, 13 mm
  - 10 pcs 1/4" bi-hex deep sockets: 4, 5, 6, 7, 8, 9, 10, 11, 12, 13 mm
  - 13 pcs 1/2" bi-hex sockets: 10, 11, 12, 13, 14, 15, 17, 19, 22, 24, 27, 30, 32 mm
  - 3 pcs 5/16" bits TORX® T 45, 50, 55
  - 1 pc 1/4" magnetic adaptor
  - 1 pc 1/4" magnetic adaptor
  - 2 pcs 1/4" extension bars 50 mm / 2" & 100 mm / 4"
  - 1 pc 1/4" sliding T-bar 100 mm / 4"
  - 1 pc 1/4" universal joint
  - 1 pc 1/4" spinner with 2-component handle
  - 1 pc 1/4" bit holder
  - 1 pc 1/4" bit adaptor
  - 2 pcs 1/2" extension bars 125 mm / 5" & 250 mm / 10"
  - 1 pc 1/2" universal joint
  - 1 pc 1/2" spark plug socket hex 21 mm (13/16")
  - 1 pc 1/2" T-adaptor
  - 1 pc 1/2" x 5/16 bit holder
  - 3 pcs L-Keys hex 1.5, 2, 2.5 mm
  - 1 pc 1/4" ratchet, 72 teeth / 5° action angle, quick release, slim head
  - 1 pc 1/2" ratchet, 72 teeth / 5° action angle, quick release, slim head



S560



731415

0122264



4



375x215x100



4665


**S410**
**SOCKET SETS 1/4" AND 1/2"**


- 1/4" and 1/2" socket set
- High performance alloy steel
- Matt finish
- ISO 1174
- DIN 3120
- Case: High Density Polythene (HDPE)
- Contents, 41 pcs
  - 10 pcs 1/4" hex sockets: 5, 5.5, 6, 7, 8, 9, 10, 11, 12, 13 mm
  - 2 pcs 1/4" extension bars 50 mm / 2" & 100 mm / 4"
  - 1 pc 1/4" sliding T-bar 100 mm / 4"
  - 1 pc 1/4" universal joint
  - 1 pc 1/4" ratchet, 60 teeth / 6° action angle, quick release
  - 10 pcs 1/2" hex sockets: 10, 12, 13, 14, 15, 16, 17, 19, 21, 24 mm
  - 2 pcs 1/2" extension bars 125 mm / 5" & 250 mm / 10"
  - 1 pc 1/2" universal joint
  - 1 pc 1/2" ratchet, 60 teeth / 6° action angle, quick release
  - 12 pcs combination spanners 8, 9, 10, 11, 12, 13, 14, 15, 16, 17, 18, 19 mm on a practical removable tool-rack



S410



731415

3019370



2



375x320x110



2040

**SLX 17**
**SOCKET SETS 3/4"**


- 3/4" socket set
- High performance alloy steel
- Matt finish
- ISO 1174
- DIN 3120
- Case: High Density Polythene (HDPE)
- Contents, 17 pcs
  - 12 pcs 3/4" hex sockets: 22, 24, 27, 30, 32, 33, 34, 36, 38, 41, 46, 50 mm
  - 1 pc 3/4" ratchet head 24 teeth / 15° action angle
  - 1 pc telescopic handle 500 > 815 mm
  - 1 pc 3/4" sliding T-bar head
  - 1 pc 3/4" extension bar 200 mm
  - 1 pc 3/4" extension bar 400 mm



SLX 17



731415

3015785



1



105 x 430 x 370



12838





# SOCKET SETS

## SLX17AF

## SOCKET SETS 3/4"




- 3/4" socket set
- High performance alloy steel
- Matt finish
- ISO 1174
- DIN 3120
- Case: High Density Polythene (HDPE)
- Contents, 17 pcs
  - 12 pcs 3/4" hex sockets:  
11/16", 13/16", 15/16", 7/8", 1.1/4", 1.5/16", 1.3/8", 1.7/16", 1.1/12", 1.5/8", 1.13/16", 2"
  - 1 pc 3/4" ratchet head 24 teeth / 15° action angle
  - 1 pc telescopic handle 500 > 815 mm
  - 1 pc 3/4" sliding T-bar head
  - 1 pc 3/4" extension bar 200 mm / 8"
  - 1 pc 3/4" extension bar 400 mm / 16"

|          |                   |   |                  |            |
|----------|-------------------|---|------------------|------------|
|          |                   |   |                  |            |
| SLX 17AF | 731415<br>0137558 | 1 | 430x380x70<br>mm | g<br>13000 |

## S160-CASE

## EMPTY SOCKET SET CASES



- Case for socket set S160
- Material: High Density Polythene (HDPE)
- 2 pcs removable three section plastic box with lid

|           |                   |   |          |
|-----------|-------------------|---|----------|
|           |                   |   |          |
| S160-CASE | 731151<br>0136209 | 1 | g<br>530 |

## S240-CASE

## EMPTY SOCKET SET CASES



- Case for socket set S240
- Material: High Density Polythene (HDPE)

|           |                   |   |           |
|-----------|-------------------|---|-----------|
|           |                   |   |           |
| S240-CASE | 731151<br>0136216 | 1 | g<br>1120 |



**S290-CASE**

EMPTY SOCKET SET CASES



- Case for socket set S290
- Material: High Density Polythene (HDPE)

|           |            |    |       |
|-----------|------------|----|-------|
|           | <br>731151 |    | <br>g |
| S290-CASE | 0126385    | 10 | 490   |

**S330-CASE**

EMPTY SOCKET SET CASES



- Case for socket set S330
- Material: High Density Polythene (HDPE)

|           |            |   |       |
|-----------|------------|---|-------|
|           | <br>731151 |   | <br>g |
| S330-CASE | 0136223    | 1 | 500   |

**S87+7-CASE**

EMPTY SOCKET SET CASES



- Case for socket set S87+7
- Material: High Density Polythene (HDPE)

|            |            |   |       |
|------------|------------|---|-------|
|            | <br>731151 |   | <br>g |
| S87+7-CASE | 0126392    | 5 | 2170  |

**S910-CASE**

EMPTY SOCKET SET CASES



- Case for socket set S910
- Material: High Density Polythene (HDPE)

|           |            |   |       |
|-----------|------------|---|-------|
|           | <br>731151 |   | <br>g |
| S910-CASE | 0137961    | 1 | 1620  |

# TORQUE TOOLS

---

The award-winning Bahco torque tool range fulfils a wide array of application requirements.

Bahco torque tools are designed and produced, then meticulously tested and certified to ensure they can withstand the toughest working conditions.

They are used around the world in industrial production, assembly lines, aviation industry and vehicle maintenance.

## **Certified to the highest level.**

Bahco torque tools are certified according to ISO 6789, guaranteeing its users undisputable quality and accuracy in the most demanding applications.

The ISO 6789 standard for hand tools states:

- The accuracy shall be within the range of 20% to 100% of the maximum torque value of the wrench
- The overload ability of the tool should be 125% of the maximum torque capacity
- The maximum level of torque for each square size
- Test points should be at 20%, 60% and 100% of the torque value

# Chapter Index

---

TORQUE TOOLS

312-331



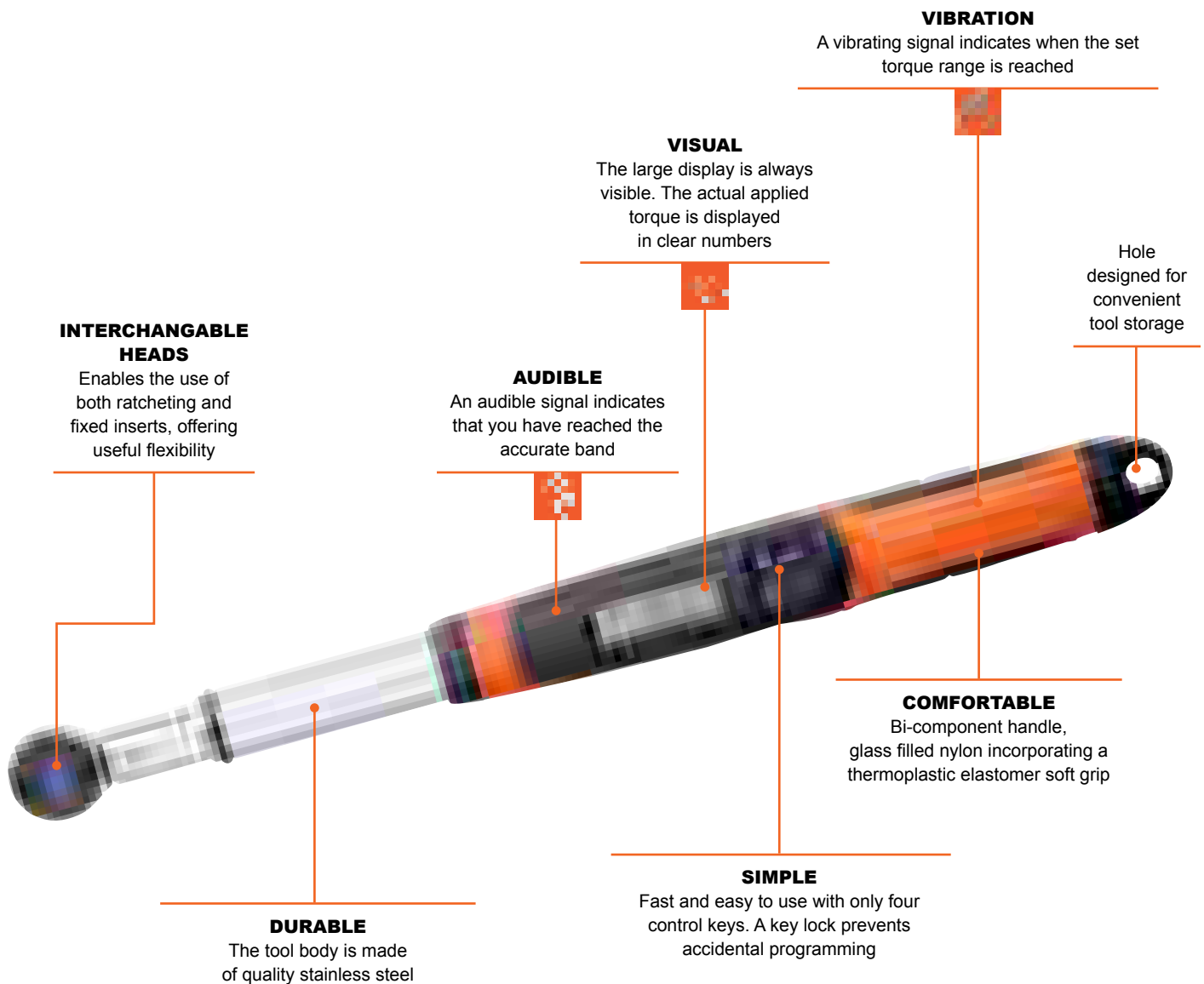
# ELECTRONIC TORQUE WRENCHES

**VERSATILE.** Bahco's electronic torque wrenches are used in a range of highly demanding sectors including the automotive and aviation industries, where quality is not compromised.

**SEALED.** Bahco IZO torque wrench is both dustproof and splashproof, ensuring safe and reliable torque in rough, humid and dusty conditions.

**THREE SIGNALS.** The torque tool automatically generates three different signals for fast and reliable control when the accurate band is reached: A clear numerical display, an audible sound and a vibration in the handle.

**ROBUST.** Long-life, no moving or wearing parts, robust design, reliable and durable.



# TORQUE SCREWDRIVERS


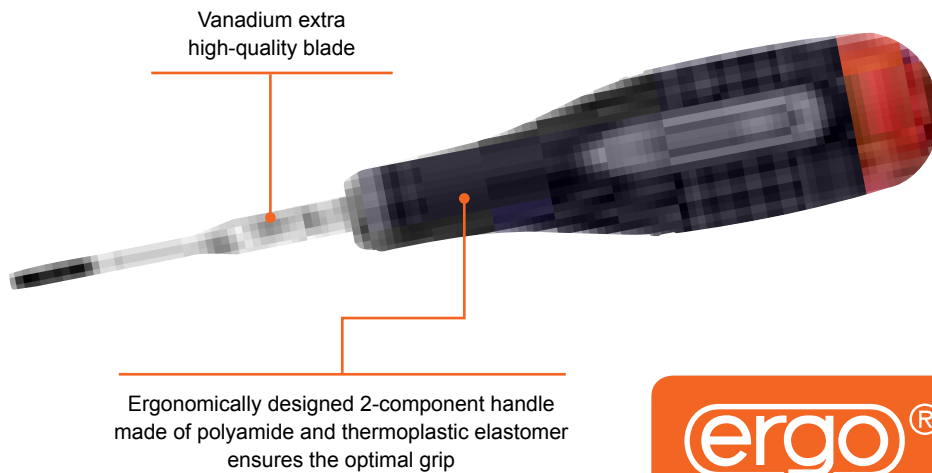


Bahco's ERGO™ torque screwdrivers are developed in accordance with Bahco ERGO™ Process.

### Care for your most important assets

By using the ERGO™ torque screwdriver the physical constraint on your body is reduced. It also reduces the risk of excessively high tightening


torque which can cause rapid screw fractures. It is specifically developed for changing cutting plates on automatic cutting machines to ensure that consistent and accurate cutting is achieved, and reducing the risk of inaccurately tightened screws that may result in an irregular cut surface and cause the cutting plates to wear out quickly.



# DIGITAL TORQUE TESTER


Bahco Digital Torque Tester is used to make sure the torque tools maintain their accuracy between calibrations.

The device is wall mounted and designed for easy operation, giving an exact and reliable value in real-time. It is controlled through a LCD touch screen, and the data can be easily extracted via a USB connection.



### THE DIGITAL TORQUE TESTER SHOULD BE USED:

- When a torque tool has been overloaded
- When a torque tool has been repaired
- When inappropriate usage might have affected the accuracy
- Whenever there is a need to verify the accuracy of torque tools





## 7451/7851

### TORQUE WRENCHES WITH SCALE



- Mechanical torque wrench
- Accuracy:  $\pm 3\%$
- Fixed ratchet head
- 32 teeth/11.25° action
- ISO 6789

|          | <br>731415 |   |      | <br>L<br>mm | <br>Nm | <br>Nm | <br>g |
|----------|------------|---|------|-------------|--------|--------|-------|
| 7451-20  | 1845452    | 1 | 3/8" | 355         | 2-20   | 1      | 900   |
| 7451-60  | 0124879    | 1 | 3/8" | 415         | 10-60  | 5      | 1100  |
| 7451-100 | 1845469    | 1 | 3/8" | 415         | 10-100 | 5      | 1100  |
| 7851-100 | 0124886    | 1 | 1/2" | 415         | 10-100 | 5      | 1100  |
| 7851-200 | 1845476    | 1 | 1/2" | 515         | 20-200 | 10     | 1300  |
| 7851-340 | 1845483    | 1 | 1/2" | 515         | 70-340 | 20     | 1300  |

## 7455

### TORQUE WRENCHES WITH SCALE, METAL HANDLE



- Mechanical torque wrench
- Accuracy:  $\pm 4\%$  (tightening) and  $\pm 6\%$  (reverse)
- Fixed ratchet head
- 32 teeth/11.25° action
- Dual scale, metric and imperial
- ISO 6789

|           | <br>731415 |   |     | <br>Nm   | <br>lb.ft    | <br>lb.in  | <br>L<br>mm | <br>g |
|-----------|------------|---|-----|----------|--------------|------------|-------------|-------|
| 7455-5    | 0119639    | 1 | 1/4 | 1-5      | .74-3.7      | 8.9-44.3   | 258         | 386   |
| 7455-15   | 0119646    | 1 | 3/8 | 3-15     | 2.2-11.1     | 26.5-132.8 | 258         | 409   |
| 7455-20   | 0125074    | 1 | 3/8 | 4-20     | 3-14.8       | 35.4-177   | 258         | 386   |
| 7455-25   | 0125081    | 1 | 3/8 | 5-25     | 3.7-18.4     | 44.3-221.3 | 286         | 431   |
| 7455-60   | 0125098    | 1 | 3/8 | 10-60    | 7.4-44.3     | 88.5-531   | 406         | 1135  |
| 7455-100  | 0125111    | 1 | 3/8 | 20-100   | 14.8-73.8    | 177-885    | 406         | 1135  |
| 7455-200  | 0125128    | 1 | 1/2 | 40-200   | 29.5-147.5   | 354-1770   | 483         | 1430  |
| 7455-300  | 0125104    | 1 | 1/2 | 60-300   | 44.3-221.3   | 531-2655   | 457         | 1453  |
| 7455-340  | 0125135    | 1 | 1/2 | 60-340   | 44.3-221.3   | 531-3009   | 620         | 1430  |
| 7455-500  | 0125142    | 1 | 3/4 | 100-500  | 73.8-368.8   | 885-4425   | 870         | 4676  |
| 7455-800  | 0125159    | 1 | 3/4 | 150-800  | 110.6-590    | 1328-7081  | 1067        | 5380  |
| 7455-1500 | 0125166    | 1 | 1"  | 300-1500 | 221.3-1106.4 | 2655-13275 | 1778        | 11395 |
| 7455-2500 | 0125173    | 1 | 1"  | 500-2500 | 368.8-1844   | 4425-22125 | 2756        | 22133 |



7456

TORQUE WRENCHES WITH SCALE, METAL HANDLE



- Mechanical torque wrench
- Accuracy:  $\pm 4\%$  (tightening) and  $\pm 6\%$  (reverse)
- Fixed ratchet head
- 32 teeth/11.25° action
- Dual scale, metric and imperial
- ISO 6789

|           |            |   |     |            |           |           |             |       |
|-----------|------------|---|-----|------------|-----------|-----------|-------------|-------|
|           | <br>731415 |   |     | <br>Nm     | <br>lb.ft | <br>lb.in | <br>L<br>mm | <br>g |
| 7456-80LB | 0119783    | 1 | 3/8 | 13.6-108.5 | 10-80     | 120-960   | 422         | 1135  |

8951-F-800

TORQUE WRENCH "BREAK-BACK"



- Mechanical torque limiting wrench
- Accuracy:  $\pm 4\%$
- Over-torque limiting clutch
- Reversible fixed ratchet head
- 48 teeth/7.5° action
- ISO 6789

|            |            |   |      |         |           |           |             |       |
|------------|------------|---|------|---------|-----------|-----------|-------------|-------|
|            | <br>731415 |   |      | <br>Nm  | <br>lb.ft | <br>lb.in | <br>L<br>mm | <br>g |
| 8951-F-800 | 0125456    | 1 | 3/4" | 200-800 | 148-590   | 1770-7080 | 1090        | 6000  |

6852/7452/7852

TORQUE WRENCHES WITH PRESETTABLE TORQUE VALUE



- Mechanical torque wrench
- Accuracy:  $\pm 3\%$
- Interchangeable ratchet head
- Preset
- ISO 6789

|          |            |   |        |        |        |             |       |
|----------|------------|---|--------|--------|--------|-------------|-------|
|          | <br>731415 |   | <br>Nm | <br>Nm | <br>mm | <br>L<br>mm | <br>g |
| 6852-20  | 1845490    | 1 | 2-20   | 1      | 9x12   | 335         | 800   |
| 7452-100 | 1845506    | 1 | 10-100 | 5      | 9x12   | 380         | 900   |
| 7852-200 | 1845513    | 1 | 20-200 | 10     | 14x18  | 493         | 1300  |
| 7852-340 | 1845520    | 1 | 70-340 | 20     | 14x18  | 493         | 1300  |





# TORQUE TOOLS

## 8952F

### TORQUE WRENCH WITH SCALE, SOCKET ACCOMMODATION




- Mechanical torque wrench
- Accuracy:  $\pm 3\%$
- Interchangeable head
- ISO 6789

|       |            |   |         |        |        |             |       |
|-------|------------|---|---------|--------|--------|-------------|-------|
|       | <br>731415 |   | <br>Nm  | <br>Nm | <br>mm | <br>L<br>mm | <br>g |
| 8952F | 1808433    | 1 | 100-600 | 50     | 14x18  | 900         | 5.820 |

## 7452P/7852P

### TORQUE WRENCHES WITH PRESET TORQUE VALUE



- Mechanical torque wrench
- Accuracy:  $\pm 3\%$
- Interchangeable head
- Fixed presetting, no scale
- Fixed setting can be preformed, or by the user on suitable inspection instruments
- ISO 6789

\*Please state Nm value when ordering

|           |            |   |      |        |             |             |             |       |
|-----------|------------|---|------|--------|-------------|-------------|-------------|-------|
|           | <br>731415 |   |      | <br>mm | <br>L<br>mm | <br>B<br>mm | <br>H<br>mm | <br>g |
| 7452P-50  | 3013583    | 1 | 3/8" | 9x12   | 240         | -           | -           | 365   |
| 7452P-85  | 3013590    | 1 | 3/8" | 9x12   | 320         | -           | -           | 450   |
| 7852P-200 | 3013606    | 1 | 1/2" | 14x18  | 400         | -           | -           | 955   |

## 6852/7452/7852/8952 -1

### REVERSIBLE RATCHET INSERT TOOL



- Reversible ratchet head insert
- High performance alloy steel
- Forged chrome plated



|        |            |   |      |        |             |             |             |       |
|--------|------------|---|------|--------|-------------|-------------|-------------|-------|
|        | <br>731415 |   |      | <br>mm | <br>L<br>mm | <br>B<br>mm | <br>H<br>mm | <br>g |
| 6852-1 | 1827519    | 1 | 1/4" | 9x12   | 20          | 36          | 21,0        | 65    |
| 7452-1 | 1703646    | 1 | 3/8" | 9x12   | 20          | 36          | 21,0        | 75    |
| 7852-1 | 1703998    | 1 | 1/2" | 14x18  | 25          | 38          | 22,5        | 200   |
| 8952-1 | 1815493    | 1 | 3/4" | 14x18  | 33          | 64          | 33,0        | 770   |







**7452-9**

**FLARE NUT INSERT TOOL**



- Flare nut insert head 9 x 12 mm
- High performance alloy steel
- Forged chrome plated



|  | <br>731415 |  | <br>mm | <br>mm | <b>L</b><br>mm | <b>B</b><br>mm | <b>H</b><br>mm | <b>W</b><br>mm | <br>g |
|---|---|---|--|---|----------------|----------------|----------------|----------------|--|
| 7452-9-10   | 1707125   | 1   | 10   | 9x12  | 15             | 21.5           | 11.0           | 7.1            | 40   |
| 7452-9-11   | 1707392   | 1   | 11   | 9x12  | 15             | 22.5           | 11.0           | 8.6            | 40   |
| 7452-9-12   | 1707477   | 1   | 12   | 9x12  | 15             | 23.5           | 11.0           | 9.0            | 40   |
| 7452-9-13   | 1707552   | 1   | 13   | 9x12  | 15             | 24.5           | 11.0           | 10.0           | 40   |
| 7452-9-14   | 1707637   | 1   | 14   | 9x12  | 15             | 27.0           | 12.0           | 11.0           | 50   |
| 7452-9-16   | 1848590   | 1   | 16   | 9x12  | 15             | 30.0           | 12.0           | 13.0           | 55   |
| 7452-9-17   | 1708870   | 1   | 17   | 9x12  | 15             | 30.0           | 12.0           | 14.0           | 65   |
| 7452-9-18   | 1708955   | 1   | 18   | 9x12  | 15             | 32.5           | 14.5           | 14.9           | 65   |
| 7452-9-19   | 1709099   | 1   | 19   | 9x12  | 15             | 33.5           | 14.5           | 15.8           | 65   |







**7452-8**

**RING INSERT TOOL**



- Ring insert head, 9 x 12 mm
- High performance alloy steel
- Forged chrome plated



|  | <br>731415 |  | <br>mm | <br>mm | <b>L</b><br>mm | <b>B</b><br>mm | <b>H</b><br>mm | <br>g |
|---|---|---|--|---|----------------|----------------|----------------|--|
| 7452-8-7  | 1706234   | 1   | 7  | 9x12  | 15             | 12.2           | 8              | 30   |
| 7452-8-8  | 1706319   | 1   | 8  | 9x12  | 15             | 13.5           | 8              | 30   |
| 7452-8-10   | 1706586   | 1   | 10   | 9x12  | 15             | 16.3           | 9              | 30   |
| 7452-8-11   | 1706661   | 1   | 11   | 9x12  | 15             | 17.5           | 9              | 30   |
| 7452-8-12   | 1706746   | 1   | 12   | 9x12  | 15             | 18.5           | 9              | 35   |
| 7452-8-13   | 1706821   | 1   | 13   | 9x12  | 15             | 20.5           | 11             | 35   |
| 7452-8-14   | 1707040   | 1   | 14   | 9x12  | 15             | 22.0           | 11             | 40   |
| 7452-8-15   | 1708443   | 1   | 15   | 9x12  | 15             | 23.3           | 11             | 40   |
| 7452-8-17   | 1708528   | 1   | 17   | 9x12  | 15             | 26.0           | 11             | 40   |
| 7452-8-19   | 1708795   | 1   | 19   | 9x12  | 15             | 29.0           | 11             | 40   |



## 7852-8

### RING INSERT TOOL



- Ring insert head, 14 x 18 mm
- High performance alloy steel
- Forged chrome plated



|           | <br>731415 |   | <br>mm | <br>mm | L<br>mm | B<br>mm | H<br>mm | <br>g |
|-----------|------------|---|--------|--------|---------|---------|---------|-------|
| 7852-8-13 | 1710347    | 1 | 13     | 14x18  | 25      | 20.5    | 11      | 120   |
| 7852-8-14 | 1710422    | 1 | 14     | 14x18  | 25      | 22.0    | 11      | 120   |
| 7852-8-15 | 1710699    | 1 | 15     | 14x18  | 25      | 23.3    | 11      | 115   |
| 7852-8-17 | 1710774    | 1 | 17     | 14x18  | 25      | 26.0    | 11      | 125   |
| 7852-8-19 | 1710859    | 1 | 19     | 14x18  | 25      | 29.0    | 11      | 125   |
| 7852-8-22 | 1713362    | 1 | 22     | 14x18  | 25      | 33.3    | 15      | 140   |
| 7852-8-24 | 1710934    | 1 | 24     | 14x18  | 25      | 36.0    | 15      | 140   |
| 7852-8-27 | 1711078    | 1 | 27     | 14x18  | 25      | 40.0    | 17      | 150   |
| 7852-8-30 | 1808716    | 1 | 30     | 14x18  | 25      | 45.0    | 19      | 160   |
| 7852-8-32 | 1808723    | 1 | 32     | 14x18  | 25      | 47.5    | 19      | 165   |

## 8952-3

### INSERT SQUARE DRIVE 3/4"




- 3/4" insert square drive head
- Max torque value of 650 Nm
- High performance alloy steel
- Forged chrome plated



|        | <br>731415 |   | <br>mm | <br>mm | L<br>mm | B<br>mm | H<br>mm | <br>g |
|--------|------------|---|--------|--------|---------|---------|---------|-------|
| 8952-3 | 1848644    | 1 | 3/4"   | 14x18  | 66      | 28      | 24      | 249   |

## 7452-10

### WELDING INSERT TOOL



- Welding insert head, 9 x 12 mm
- High performance alloy steel
- Black finish




|         | <br>731415 |   | <br>mm | L<br>mm | B<br>mm | H<br>mm | <br>g |
|---------|------------|---|--------|---------|---------|---------|-------|
| 7452-10 | 1848736    | 1 | 9x12   | 8       | 14      | 14.5    | 30    |



7852-10

WELDING INSERT TOOL



- Welding insert head, 14 x 18 mm
- High performance alloy steel
- Black finish

|         | <br>731415 |   | <br>mm | L<br>mm | B<br>mm | H<br>mm | <br>g |
|---------|------------|---|--------|---------|---------|---------|-------|
| 7852-10 | 1848743    | 1 | 14x18  | 12      | 25      | 21.5    | 98    |

7452-7

OPEN-END INSERT TOOL



- Open-end insert head, 9 x 12 mm
- High performance alloy steel
- Forged chrome plated

|           | <br>731415 |   | <br>mm | <br>mm | L<br>mm | B<br>mm | H<br>mm | <br>g |
|-----------|------------|---|--------|--------|---------|---------|---------|-------|
| 7452-7-7  | 1713010    | 1 | 7      | 9x12   | 15      | 22      | 5.0     | 35    |
| 7452-7-8  | 1713287    | 1 | 8      | 9x12   | 15      | 22      | 5.0     | 35    |
| 7452-7-9  | 1705770    | 1 | 9      | 9x12   | 15      | 25      | 5.5     | 35    |
| 7452-7-10 | 1705855    | 1 | 10     | 9x12   | 15      | 25      | 5.5     | 40    |
| 7452-7-11 | 1705930    | 1 | 11     | 9x12   | 15      | 25      | 5.5     | 30    |
| 7452-7-13 | 1706074    | 1 | 13     | 9x12   | 16      | 30      | 7.0     | 35    |
| 7452-7-14 | 1706159    | 1 | 14     | 9x12   | 17      | 35      | 8.0     | 40    |
| 7452-7-15 | 1707989    | 1 | 15     | 9x12   | 17      | 35      | 8.0     | 40    |
| 7452-7-16 | 1708016    | 1 | 16     | 9x12   | 17      | 38      | 8.5     | 45    |
| 7452-7-17 | 1708283    | 1 | 17     | 9x12   | 20      | 38      | 8.5     | 60    |
| 7452-7-18 | 1839321    | 1 | 18     | 9x12   | 20      | 42      | 9.0     | 70    |
| 7452-7-19 | 1708368    | 1 | 19     | 9x12   | 20      | 42      | 9.0     | 70    |



## 7852-7

## OPEN-END INSERT TOOL



- Open-end insert head, 14 x 18 mm
- High performance alloy steel
- Forged chrome plated

|           | <br>731415 |   | <br>mm | <br>mm | L<br>mm | B<br>mm | H<br>mm | <br>g |
|-----------|------------|---|--------|--------|---------|---------|---------|-------|
| 7852-7-13 | 1709334    | 1 | 13     | 14x18  | 25.0    | 30      | 7       | 120   |
| 7852-7-14 | 1709419    | 1 | 14     | 14x18  | 25.0    | 35      | 8       | 120   |
| 7852-7-15 | 1709686    | 1 | 15     | 14x18  | 25.0    | 35      | 8       | 120   |
| 7852-7-17 | 1709761    | 1 | 17     | 14x18  | 25.0    | 38      | 9       | 130   |
| 7852-7-18 | 1839338    | 1 | 18     | 14x18  | 25.0    | 42      | 10      | 145   |
| 7852-7-19 | 1709846    | 1 | 19     | 14x18  | 25.0    | 42      | 10      | 145   |
| 7852-7-22 | 1839345    | 1 | 22     | 14x18  | 25.0    | 53      | 10      | 175   |
| 7852-7-24 | 1710187    | 1 | 24     | 14x18  | 27.5    | 53      | 10      | 170   |
| 7852-7-27 | 1710262    | 1 | 27     | 14x18  | 30.0    | 60      | 11      | 185   |
| 7852-7-30 | 1839352    | 1 | 30     | 14x18  | 30.0    | 66      | 14      | 186   |
| 7852-7-32 | 1808693    | 1 | 32     | 14x18  | 32.5    | 66      | 14      | 220   |

## 6852-5/S17

## TORQUE TOOL SETS



- Torque tool set, 17 pcs

|                              | <br>731415 |   | <br>g |
|------------------------------|------------|---|-------|
| 6852-5/S17                   | 0135875    | 1 | 3295  |
| 52H<br>PH 0, PH 1            |            |   |       |
| 51PZSDVH<br>PZ 0, PZ 1       |            |   |       |
| 64TORX<br>T-5, T-6, T-7, T-8 |            |   |       |
| 55M<br>1.5, 2.0, 2.5         |            |   |       |
| 50K<br>0.6x4.5; 0.8x5.5      |            |   |       |
| KM653-QR                     |            |   |       |
| 6852-5                       |            |   |       |
| 6700SM<br>4 mm               |            |   |       |



7454

DIAL TORQUE WRENCHES, DOUBLE SCALE



- Dial torque wrench
- Accuracy: ±4%
- Visual and audio signal
- Reversible operation
- Dual scale in metric and imperial
- Memory needle
- Anti-shock protected dial
- With rubber sleeve in 1/4", 3/8" and 1/2" models

|            | <br>731415 |   |     | <br>Nm | <br>lb.ft | <br>lb.in | <br>Nm | <br>mm | <br>g |
|------------|------------|---|-----|--------|-----------|-----------|--------|--------|-------|
| 7454-3     | 0119493    | 1 | 1/4 | 0-3.5  | 0-2.6     | 0-30      | 0.1    | 292    | 499   |
| 7454-9     | 0119509    | 1 | 1/4 | 0-9    | 0-6.6     | 0-75      | 0.2    | 292    | 499   |
| 7454-18    | 0119516    | 1 | 3/8 | 0-18   | 0-13.3    | 0-150     | 0.5    | 292    | 499   |
| 7454-35    | 0119523    | 1 | 3/8 | 0-35   | 0-25.8    | 0-300     | 1      | 292    | 499   |
| 7454-70    | 0119530    | 1 | 3/8 | 0-70   | 0-50      | 0-620     | 2      | 381    | 726   |
| 7454-140   | 0119547    | 1 | 1/2 | 0-140  | 0-100     | 0-1239    | 5      | 552    | 1680  |
| 7454-240   | 0119554    | 1 | 1/2 | 0-240  | 0-175     | 0-2124    | 5      | 552    | 1680  |
| 7454-350   | 0119561    | 1 | 1/2 | 0-350  | 0-250     | 0-3098    | 10     | 552    | 1680  |
| 7454-480   | 0119578    | 1 | 3/4 | 0-480  | 0-350     | 0-4248    | 10     | 711    | 2611  |
| 7454-800   | 0119585    | 4 | 3/4 | 0-800  | 0-600     | 0-7081    | 20     | 1194   | 4585  |
| 7454-1400  | 0119592    | 1 | 1"  | 0-1400 | 0-1000    | 0-12391   | 25     | 1880   | 13620 |
| 7454-800E  | 0119608    | 1 | 3/4 | 0-800  | 0-600     | 0-7081    | 20     | 1194   | 4585  |
| 7454-1400E | 0119615    | 1 | 1"  | 0-1400 | 0-1000    | 0-12391   | 25     | 1880   | 13620 |

IZO-D

MEASURING WRENCH



- Electronic torque wrench
- Accuracy: ±2%
- Visual, audio and vibration signal
- Reversible interchangeable heads (supplied with ratchet head)
- 60 teeth/6° action
- Automatic shut off and auto zero check on power up
- Data and set value retention during battery exchange
- Operating temperature range: 5 °C - 42 °C
- Storage temperature range: -10 °C - 50 °C
- 3 AA batteries included
- Ranges programmable in Nm, Lbf.ft., Lbf.in.
- ISO 6789
- 89/336/EEC

|           | <br>731415 |   | <br>mm |      | <br>Nm   | <br>lb.ft    | <br>lb.in  |        | <br>mm | <br>g |
|-----------|------------|---|--------|------|----------|--------------|------------|--------|--------|-------|
| IZO-D-30  | 1846824    | 1 | 9x12   | 1/4" | 3-30     | 2.21-22.13   | 26.6-265.5 | 6852-1 | 405    | 930   |
| IZO-D-135 | 1845827    | 1 | 9x12   | 3/8" | 13.5-135 | 10-99.57     | 62-1195    | 7452-1 | 450    | 1000  |
| IZO-D-200 | 1846831    | 1 | 14x18  | 1/2" | 20-200   | 14.75-147.50 | 177-1770   | 7852-1 | 535    | 1345  |
| IZO-D-340 | 1846848    | 1 | 14x18  | 1/2" | 34-340   | 25.07-250.80 | 301-3009   | 7852-1 | 650    | 1525  |



## IZO-DR

## MEASURING WRENCH



- Electronic torque wrench
- Accuracy:  $\pm 2\%$
- Visual, audio and vibration signal
- Fixed ratchet head
- 32 teeth/11.25° action
- Automatic shut off and auto zero check on power up
- Data and set value retention during battery exchange
- Operating temperature range: 5 °C - 42 °C
- Storage temperature range: -10 °C - 50 °C
- 3 AA batteries included
- Ranges programmable in Nm, Lbf.ft., Lbf.in.
- ISO 6789
- 89/336/EEC

|            |            |   |      |        |              |            |        |       |
|------------|------------|---|------|--------|--------------|------------|--------|-------|
|            | <br>731415 |   |      | <br>Nm | <br>lb.ft    | <br>lb.in  | <br>mm | <br>g |
| IZO-DR-810 | 1846817    | 1 | 3/4" | 81-810 | 59.74-5974.2 | 716.9-7169 | 1230   | 4530  |

## IZO-DAG

## MEASURING WRENCH



- Electronic torque wrench
- Accuracy:  $\pm 2\%$
- Visual, audio and vibration signal
- Reversible interchangeable heads (supplied with ratchet head)
- 60 teeth/6° action
- Performs tightening operations specified by first a given torque and then a specific angle rotation
- Automatic shut off and auto zero check on power up
- Data and set value retention during battery exchange
- Operating temperature range: 5 °C - 42 °C
- Storage temperature range: -10 °C - 50 °C
- 3 AA batteries included
- Ranges programmable in Nm, Lbf.ft., Lbf.in.
- ISO 6789
- 89/336/EEC

|             |            |   |      |          |           |           |        |       |
|-------------|------------|---|------|----------|-----------|-----------|--------|-------|
|             | <br>731415 |   |      | <br>Nm   | <br>lb.ft | <br>lb.in | <br>mm | <br>g |
| IZO-DAG-135 | 3016270    | 1 | 3/8" | 13.5-135 | 5-100     | 60-1200   | 450    | 1000  |
| IZO-DAG-340 | 3016287    | 1 | 1/2" | 34-340   | 25-250    | 150-3000  | 650    | 1525  |



IZO-DM

MEASURING WRENCH



- Electronic torque wrench
- Accuracy:  $\pm 2\%$
- Visual, audio and vibration signal
- Reversible interchangeable heads (supplied with ratchet head)
- 60 teeth/6° action
- Memory capacity of 1 000 readings
- Automatic shut off and auto zero check on power up
- Data and set value retention during battery exchange
- Operating temperature range: 5 °C - 42 °C
- Storage temperature range: -10 °C - 50 °C
- PC software (Excel format), RS 232 serial link, supplied with software, cable and 3 AA batteries
- Ranges programmable in Nm, Lbf.ft., Lbf.in.
- ISO 6789
- 89/336/EEC

|            |         | <br>731415 |       | <br>mm |          | <br>Nm       | <br>lb.ft  | <br>lb.in |     | <br>L<br>mm | <br>g |
|------------|---------|------------|-------|--------|----------|--------------|------------|-----------|-----|-------------|-------|
| IZO-DM-30  | 1846909 | 1          | 9x12  | 1/4"   | 3-30     | 2.21-22.13   | 26.6-265.5 | 6852-1    | 405 | 930         |       |
| IZO-DM-135 | 1848200 | 1          | 9x12  | 3/8"   | 13.5-135 | 10-99.57     | 62-1195    | 7452-1    | 450 | 1000        |       |
| IZO-DM-200 | 1846916 | 1          | 14x18 | 1/2"   | 20-200   | 14.75-147.50 | 177-1770   | 7852-1    | 535 | 1345        |       |
| IZO-DM-340 | 1846923 | 1          | 14x18 | 1/2"   | 34-340   | 25.07-250.80 | 301-3009   | 7852-1    | 650 | 1525        |       |

IZO-DRM

MEASURING WRENCH



- Electronic torque wrench
- Accuracy:  $\pm 2\%$
- Visual, audio and vibration signal
- Fixed ratchet head
- 32 teeth/11.25° action
- Memory capacity of 1 000 readings
- Automatic shut off and auto zero check on power up
- Data and set value retention during battery exchange
- Operating temperature range: 5 °C - 42 °C
- Storage temperature range: -10 °C - 50 °C
- PC software (Excel format), RS 232 serial link, supplied with software, cable and 3 AA batteries
- Ranges programmable in Nm, Lbf.ft., Lbf.in.
- ISO 6789
- 89/336/EEC

|             |         | <br>731415 |      |        | <br>Nm       | <br>lb.ft  | <br>lb.in | <br>L<br>mm | <br>g |
|-------------|---------|------------|------|--------|--------------|------------|-----------|-------------|-------|
| IZO-DRM-810 | 1846893 | 1          | 3/4" | 81-810 | 59.74-5974.2 | 716.9-7169 | 1230      | 4530        |       |





## BE-6990

## ERGO™ TORQUE SCREWDRIVER, FIXED SETTING



- Torque screwdriver developed according to the scientific ERGO™ process
- Torque screwdriver, fixed setting
- Accuracy: ± 10%
- Over-torque limiting clutch, with a “click” sound
- High performance alloy steel
- Chrome plated and entirely hardened. Black finish tip for higher accuracy
- Designed for correct tightening of precision fasteners, for example in CNC machines
- 6 mm hex shank
- Replaceable blades available
- Supplied with one TORX® and one TORX PLUS® blade

|              | <br>731415 |   | <br>max<br>Nm |     | <br>mm | <br>mm | <br>mm | <br>g |
|--------------|------------|---|---------------|-----|--------|--------|--------|-------|
| BE-6990-IP6  | 1846725    | 1 | 0.6           | T6  | 55     | 32x113 | 168    | 100   |
| BE-6990-IP7  | 1846732    | 1 | 0.9           | T7  | 55     | 32x113 | 168    | 100   |
| BE-6990-IP8  | 1846749    | 1 | 1.2           | T8  | 55     | 32x113 | 168    | 100   |
| BE-6990-IP9  | 1846756    | 1 | 1.4           | T9  | 65     | 32x113 | 178    | 100   |
| BE-6990-IP10 | 1846763    | 1 | 2.0           | T10 | 65     | 32x113 | 178    | 100   |
| BE-6990-IP15 | 1846770    | 1 | 3.0           | T15 | 65     | 32x113 | 178    | 100   |

## BE-6990TX-KL

## ERGO™ TORQUE SCREWDRIVER, FIXED SETTING



- Replaceable blade for ERGO™ torque screwdriver, BE-6990-IP6 to BE-6990-IP15
- High performance alloy steel
- Chrome plated and entirely hardened. Black finish tip for higher accuracy
- For TORX® head screws

|                 | <br>731415 |    |     | <br>Nm | <br>mm | <br>g |
|-----------------|------------|----|-----|--------|--------|-------|
| BE-6990TX-T6-KL | 1847722    | 10 | T6  | 1.70   | 170    | 40    |
| BE-6990TX-T7-KL | 1847739    | 10 | T7  | 1.99   | 170    | 40    |
| BE-6990TX-T8-KL | 1847746    | 10 | T8  | 2.31   | 170    | 40    |
| BE-6990TX-T9-KL | 1847753    | 10 | T9  | 2.50   | 170    | 40    |
| BE-6990TX-T10KL | 1847760    | 10 | T10 | 2.74   | 170    | 40    |
| BE-6990TX-T15KL | 1847777    | 10 | T15 | 3.27   | 170    | 40    |



**BE-6990-IP-KL**

**ERGO™ TORQUE SCREWDRIVER, FIXED SETTING**




- Replaceable blade for ERGO™ torque screwdriver, BE-6990-IP6 to BE-6990-IP15
- High performance alloy steel
- Chrome plated and entirely hardened
- Black finish tip for higher accuracy
- For TORX PLUS® head screws

|                 | <br>731415 |    |      | <br>D<br>mm | <br>L<br>mm | <br>g |
|-----------------|------------|----|------|-------------|-------------|-------|
| BE-6990-IP6-KL  | 1847494    | 10 | IP6  | 1.70        | 170         | 40    |
| BE-6990-IP7-KL  | 1847500    | 10 | IP7  | 1.99        | 170         | 40    |
| BE-6990-IP8-KL  | 1847517    | 10 | IP8  | 2.31        | 170         | 40    |
| BE-6990-IP9-KL  | 1847524    | 10 | IP9  | 2.50        | 170         | 40    |
| BE-6990-IP10-KL | 1847531    | 10 | IP10 | 2.74        | 170         | 40    |
| BE-6990-IP15-KL | 1847548    | 10 | IP15 | 3.27        | 170         | 40    |

**BE-6990-IPSET**

**ERGO™ TORQUE SCREWDRIVER, FIXED SETTING**




- Torque screwdriver developed according to the scientific ERGO™ process
- Torque screwdriver, fixed setting
- Accuracy: ± 10%
- Over-torque limiting clutch, with a “click” sound
- High performance alloy steel
- Chrome plated and entirely hardened. Black finish tip for higher accuracy
- Designed for correct tightening of precision fasteners, for example in CNC machines
- 6 mm hex shank

|               | <br>731115 |   | <br>g |
|---------------|------------|---|-------|
| BE-6990-IPSET | 3019356    | 1 | 755   |



## BE-6990-IP20/25



### ERGO™ TORQUE SCREWDRIVER, FIXED SETTING, WITH SLIDING T-HANDLE

- Torque screwdriver, fixed setting
- Accuracy:  $\pm 6\%$
- Over-torque limiting clutch, with a "click" sound
- High performance alloy steel
- Chrome plated and entirely hardened. Black finish tip for higher accuracy
- Designed for correct tightening of precision fasteners, for example in CNC machines
- $\frac{1}{4}$ " hex drive for blades
- $\frac{1}{4}$ " square drive for sliding T-handle
- Replaceable blades available
- Supplied with one TORX® and one TORX PLUS® blade

|              | 731415  |   | Nm |     | mm | mm  | mm  | g   |
|--------------|---------|---|----|-----|----|-----|-----|-----|
| BE-6990-IP20 | 1848606 | 1 | 4  | T20 | 65 | 149 | 214 | 370 |
| BE-6990-IP25 | 1848613 | 1 | 5  | T25 | 65 | 149 | 214 | 370 |

## BE-6990-IP-KL



### ERGO™ TORQUE SCREWDRIVER, FIXED SETTING, WITH SLIDING T-HANDLE

- Replaceable blade for torque screwdriver, BE-6990-IP20 & BE-6990-IP25 and loose handle BE-6990-AH
- High performance alloy steel
- Chrome plated and entirely hardened
- Black finish tip for higher accuracy
- For TORX PLUS® head screws

| 731415          |         | mm | mm   | mm  | g  |    |
|-----------------|---------|----|------|-----|----|----|
| BE-6990-IP20-KL | 1848668 | 10 | IP20 | 4.5 | 90 | 20 |



**BE-6990TX-KL**



**ERGO™ TORQUE SCREWDRIVER, FIXED SETTING, WITH SLIDING T-HANDLE**

- Replaceable blade for torque screwdriver, BE-6990-IP20 & BE-6990-IP25 and loose handle BE-6990-AH
- High performance alloy steel
- Chrome plated and entirely hardened. Black finish tip for higher accuracy
- For TORX® head screws

|                 | <br>731415 |    |     | <br>mm | <br>L<br>mm | <br>g |
|-----------------|------------|----|-----|--------|-------------|-------|
| BE-6990TX-T20KL | 1848682    | 10 | T20 | 4.5    | 90          | 20    |
| BE-6990TX-T25KL | 1848699    | 10 | T25 | 6      | 90          | 20    |

**6973N-6978N**



**TORQUE SCREWDRIVER WITH SCALE, ADJUSTABLE**

- Micro adjustable torque screwdriver
- Accuracy: ±6%
- Over-torque limiting clutch
- 1/4" hex magnet spring loaded bit holder
- ISO 6789, ISO 1174

|       | <br>731415 |   |      |            | <br>L<br>mm | <br>g |
|-------|------------|---|------|------------|-------------|-------|
| 6973N | 1845605    | 1 | 1/4" | 10-80 cNm  | 140         | 200   |
| 6976N | 1845612    | 1 | 1/4" | 40-200 cNm | 160         | 260   |
| 6978N | 1845629    | 1 | 1/4" | 50-450 cNm | 170         | 300   |

**6881**



**TORQUE SCREWDRIVERS WITH DIAL INDICATION**

- Adjustable torque screwdriver with dial indication
- Accuracy: ±6%
- Chrome plated finish
- Over-torque limiting clutch
- Reversible operation
- ESD safe (IEC 61340-5-1 & EN 100015-1)
- 1/4" hex drive
- ISO 6789

|       | <br>731415 |   |      |           |       |               |            | <br>L<br>mm | <br>g |
|-------|------------|---|------|-----------|-------|---------------|------------|-------------|-------|
| 6881B | 1816438    | 1 | 1/4" | 0-50 cNm  | 2 cNm | 0-70 ozf.-in  | 5 ozf.-in  | 178         | 190   |
| 6881D | 1816636    | 1 | 1/4" | 0-100 cNm | 5 cNm | 0-140 ozf.-in | 10 ozf.-in | 178         | 190   |



## 6976E

### TORQUE CALIBRATION RIG



- Torque calibration rig for pre-settable torque screwdrivers
- The torque calibration rig guarantee an accuracy to within  $\pm 2\%$  throughout the measuring range
- The torque calibration rig has a slave pointer and a pointer damping
- Aluminium body

|         |            |   |           |       |      |        |     |      |
|---------|------------|---|-----------|-------|------|--------|-----|------|
|         | <br>731415 |   |           |       |      |        |     |      |
| 6976E/1 | 1808785    | 1 | 1/4" 3/8" | 0.2-4 | 0.05 | 2-36   | 0.5 | 1900 |
| 6976E/2 | 1808792    | 1 | 1/4" 3/8" | 1-12  | 0.2  | 10-120 | 2   | 1900 |

## 6976AN

### TORQUE SCREWDRIVERS WITH SCALE, ADJUSTMENT RING



- Torque screwdriver with 1/4" - male square
- Smooth disengagement prevents over tightening
- Bi-directional operation with torque limiting effect
- Automatic re-setting by precision radial ball clutch
- Comprehensive range of accessories for universal applications
- Accuracy:  $\pm 6\%$
- DIN/ISO 6789 / EN26789/1994

|        |            |   |      |            |       |     |     |
|--------|------------|---|------|------------|-------|-----|-----|
|        | <br>731415 |   |      |            |       |     |     |
| 6976AN | 1808457    | 1 | 1/4" | 20-120 cNm | 1 cNm | 160 | 158 |

## 6976CN

### TORQUE SCREWDRIVERS WITH SCALE, ADJUSTMENT RING



- Torque screwdriver with 1/4" - male square
- Smooth disengagement prevents over tightening
- Bi-directional operation with torque limiting effect
- Automatic re-setting by precision radial ball clutch
- Comprehensive range of accessories for universal applications
- With additional female square to hold a sliding T-handle 1/4"
- Accuracy:  $\pm 6\%$
- DIN/ISO 6789 / EN26789/1994

|        |            |   |      |     |     |     |     |
|--------|------------|---|------|-----|-----|-----|-----|
|        | <br>731415 |   |      |     |     |     |     |
| 6976CN | 1808471    | 1 | 1/4" | 1-6 | 0.1 | 222 | 340 |



6976



6976A

TORQUE SCREWDRIVERS WITH PRESET TORQUE VALUES

- Torque screwdriver with 1/4" - male square
- Smooth disengagement prevents over tightening
- Bi-directional operation with torque limiting effect
- Automatic re-setting by precision radial ball clutch
- Comprehensive range of accessories for universal applications
- Accuracy: ±6%
- DIN/ISO 6789 / EN26789/1994

|       |            |   |      |           |                   |     |     |
|-------|------------|---|------|-----------|-------------------|-----|-----|
|       | <br>731415 |   |      |           |                   |     |     |
| 6976A | 1807795    | 1 | 1/4" | 2-135 cNm | 3 ozf.in-12 lb.in | 143 | 210 |

6975A




TORQUE SCREWDRIVERS WITH PRESET TORQUE VALUES

- Available with 1/4" female hexagon socket only
- Fitted with special twist/radial bearing which minimises the effect of high operator end loads on torque output
- End cap has a "finger dimple" enabling the tool to be used as a jewellers' screwdriver
- Specially shaped body profile
- Accuracy: ±5%

|       |            |   |      |          |       |    |    |
|-------|------------|---|------|----------|-------|----|----|
|       | <br>731415 |   |      |          |       |    |    |
| 6975A | 1827489    | 1 | 1/4" | 2-22 cNm | 1 cNm | 72 | 50 |

6873N-6880N




TORQUE SCREWDRIVERS WITH PRESET TORQUE VALUES

- Torque screwdriver
- Accuracy: ±6%
- Preset
- Over-torque limiting clutch, with a "click" sound
- 1/4" hex magnet spring loaded bit holder
- Includes a 1/4" square adaptor for sockets
- Chrome plated finish
- ISO 6789

|       |            |   |      |            |     |     |
|-------|------------|---|------|------------|-----|-----|
|       | <br>731415 |   |      |            |     |     |
| 6873N | 1845568    | 1 | 1/4" | 4-22 cNm   | 115 | 145 |
| 6876N | 1845575    | 1 | 1/4" | 7-70 cNm   | 145 | 200 |
| 6878N | 1845582    | 1 | 1/4" | 15-170 cNm | 145 | 200 |
| 6880N | 1845599    | 1 | 1/4" | 45-450 cNm | 155 | 280 |



## BE-6990-AH



### TORQUE SCREWDRIVERS WITH PRESET TORQUE VALUES

- Torque screwdriver handle, fixed setting
- Accuracy:  $\pm 6\%$
- Over-torque limiting clutch, with a "click" sound
- Designed for correct tightening of precision fasteners, for example in CNC machines
- 1/4" hex drive for blades
- 1/4" square drive for sliding T-handle
- Replaceable blades available

|            |             |   |     |        |        |       |
|------------|-------------|---|-----|--------|--------|-------|
|            | <br>7314155 |   |     | <br>Nm | <br>mm | <br>g |
| BE-6990-AH | 1848651     | 1 | 1/4 | 0.5-15 | 150    | 335   |

## 7453



### PRESET TORQUE HANDLES

- Torque screwdriver
- Accuracy:  $\pm 4\%$  (tightening) and  $\pm 6\%$  (reverse)
- Preset
- Over-torque limiting clutch
- ISO 6789

|            |            |   |     |     |        |        |       |
|------------|------------|---|-----|-----|--------|--------|-------|
|            | <br>731415 |   |     |     | <br>Nm | <br>mm | <br>g |
| 7453-20-6F | 0119462    | 1 | 1/4 | -   | 2-20   | 134    | 255   |
| 7453-20-6  | 0119479    | 1 | -   | 1/4 | 2-20   | 134    | 255   |
| 7453-20-10 | 0119486    | 1 | -   | 3/8 | 2-20   | 134    | 255   |

## 6852-5



### TORQUE WRENCH 5 NM

- 5 Nm mechanical torque wrench
- Accuracy:  $\pm 3\%$
- Fixed head, no ratchet mechanism
- Automatic reset
- Supplied in a plastic box
- ISO 6789

|        |            |   |           |        |        |        |       |
|--------|------------|---|-----------|--------|--------|--------|-------|
|        | <br>731415 |   |           | <br>Nm | <br>Nm | <br>mm | <br>g |
| 6852-5 | 0125463    | 1 | 1/4" 1/4" | 1-5    | 0.1    | 170    | 120   |



7851-M/8951-M

ANGLE METER



- Angle meter with magnet
- With flexible arm and magnetic fixing
- Enables tightening at any specific angle
- Maximum output of torque wrench must not be passed

|        |            |   |      |             |       |
|--------|------------|---|------|-------------|-------|
|        | <br>731415 |   |      | <br>L<br>mm | <br>g |
| 7851-M | 0124893    | 1 | 1/2" | 465         | 300   |

7851-G

ANGLE METER




- Angle meter with grip
- With flexible arm and grip for fixing
- Enables tightening at any specific angle
- Maximum output of torque wrench must not be passed

|        |            |   |      |             |       |
|--------|------------|---|------|-------------|-------|
|        | <br>731415 |   |      | <br>L<br>mm | <br>g |
| 7851-G | 0124909    | 1 | 1/2" | 455         | 300   |

8905-TM/9505-TM

AUTOMOTIVE TORQUE MULTIPLIER



- Torque multiplier
- Accuracy:  $\pm 4\%$
- Reaction arm included
- Supplied in double plastic wall case


|         |            |   |           |          |           |            |     |             |       |
|---------|------------|---|-----------|----------|-----------|------------|-----|-------------|-------|
|         | <br>731415 |   |           | <br>Nm   | <br>lb.ft | <br>lb.in  |     | <br>L<br>mm | <br>g |
| 8905-TM | 0125470    | 1 | 1/2" 3/4" | 260-1300 | 192-960   | 2300-11500 | 5:1 | 210         | 3700  |
| 9505-TM | 0125487    | 1 | 3/4" 1"   | 540-2700 | 400-2000  | 4780-23900 | 5:1 | 210         | 3500  |





## 9505/9605/9525/9625

### STD TORQUE MULTIPLIER



- Torque multiplier
- Accuracy:  $\pm 4\%$
- Reaction arm included
- Supplied in a leather case

|           | <br>731415 |   |             | <br>Nm    |      | <br>L<br>mm | <br>g |
|-----------|------------|---|-------------|-----------|------|-------------|-------|
| 9505-1700 | 0125494    | 1 | 3/4" 1"     | 340-1700  | 5:1  | 217         | 5200  |
| 9505-3400 | 0125517    | 1 | 3/4" 1"     | 680-3400  | 5:1  | 264         | 7200  |
| 9525-1700 | 0125500    | 1 | 1/2" 1"     | 68-1700   | 25:1 | 217         | 7800  |
| 9525-3400 | 0125524    | 1 | 1/2" 1"     | 136-3400  | 25:1 | 264         | 10000 |
| 9605-6000 | 0125531    | 1 | 3/4" 1.1/2" | 1200-6000 | 5:1  | 333         | 14400 |
| 9625-6000 | 0125548    | 1 | 1/2" 1.1/2" | 240-6000  | 25:1 | 333         | 17000 |
| 9625-9500 | 0125555    | 1 | 3/4" 1.1/2" | 380-9500  | 25:1 | 351         | 25700 |

## 8905S/9675S

### SLIM LINE TORQUE MULTIPLIER



- Torque multiplier, slim line
- To be used in narrow places
- Accuracy:  $\pm 4\%$
- Reaction arm included
- Supplied in a leather case









|            | <br>731415 |   |             | <br>Nm   |      | <br>L<br>mm | <br>g |
|------------|------------|---|-------------|----------|------|-------------|-------|
| 8905S-1000 | 0125579    | 1 | 1/2" 3/4"   | 200-1000 | 5:1  | 143         | 14100 |
| 9505S-3000 | 0125609    | 1 | 3/4" 1"     | 600-3000 | 5:1  | 14          | 7000  |
| 9515S-3000 | 0125616    | 1 | 1/2" 1"     | 200-3000 | 15:1 | 141         | 9000  |
| 9525S-1500 | 0125586    | 1 | 1/2" 1"     | 60-1500  | 25:1 | 143         | 4500  |
| 9625S-6000 | 0125647    | 1 | 1/2" 1.1/2" | 240-6000 | 25:1 | 154         | 14600 |
| 9675S-6000 | 0125630    | 1 | 1/2" 1.1/2" | 80-6000  | 75:1 | 154         | 16100 |

DTT

TORQUE CONTROL



- Digital torque tester
- 2 Installation options, on a wall or fastened in a vice
- LCD touch pad screen, coloured graphic display
- Downloads stored torque data to a PC
- Units of torque: Nm, kgcm, ft.lb., in.lb., in-oz
- Audible (tone) and LED light-bar
- Present alerts torque accuracy:  $\pm 0.5\% \pm 1$  count CW and CCW from 10 to 100% of full scale at 25° C
- Display accuracy: 4 digits, 9999 cycle counts
- Six "AA" Alkaline cells for battery power included
- Track, peak and first peak modes of operation
- Operating temperature: 40 to 110 °F (5 to 42 °C)
- Storage temperature: 0 to 122 °F (-20 to 50 °C); Humidity up to 85% non-condensing
- Manual available in 9 languages
- Traceability from 10% to 100% of full scale. Includes storage case, AC adapter and USB cable
- ISO-6789-2003 and ASME B107-28-2005 standards compliant

|  | <br>731415 |  |  | <br>Nm | <br>lb.ft | <br>lb.in | <br>g |
|---|---|---|--|---|--|--|--|
| 69DTT-5   | 0184132   | 1   | 1/4"   | 0,5-5   | 0,4-4  | 4,4-44   | 5.000  |
| 74DTT-100   | 0184149   | 1   | 3/8"   | 10-100  | 7-75   | 88-880   | 5.000  |
| 78DTT-340   | 0182626   | 1   | 1/2"   | 34-340  | 25-250   | 300-3.000  | 5.000  |
| 89DTT-800   | 0184156   | 1   | 3/4"   | 80-800  | 60-580   | 705-7.050  | 5.000  |

# IMPACT TOOLS & BITS

---

## Impact tools, concentration of Power.

Bahco offers an extensive range of impact sockets, extensions, ball joints and adaptors to ensure the most efficient use of powerful impact tools. Professional power sockets are suitable for any application, under almost any conditions. Bahco ultra-resistant power tool accessories are ideal for the most demanding tasks and guarantee a safe operation.

The range of power sockets covers metric and imperial sizes of standard length and deep length, magnetic, thin walled etc. to make sure users have the right tools for the application at hand. Bahco's high-quality impact sockets are made of the high performance alloy steel chrome-molybdenum, with a black finish, making them ideal for impact use. All impact sockets and accessories meet applicable ISO and DIN standards.

There is a wide range of sizes available for 1/4", 3/8", 1/2", 3/4", 1" and 1 1/2" drives.

## Bits that make the difference.

The Bahco screwdriver bit range consists of screwdriver bits of all kinds: Phillips, Pozidriv, TORX®, TORX® Tamper, Slotted, Hex, Hex ball point, Robertson, Torq-set, Tri-wing, XZN. Bahco meets professional demands by providing the appropriate quality levels: Standard, Torsion, Extra Hard Torsion, Torsion Stainless, TiN Torsion, ACR Torsion and Diamond Torsion bits.

Choosing the right bit to use depends on the type of fastening to be carried out. Each task also has its own characteristics that depend on numerous factors such as the user's preference, the type of fastening to be applied, the torque level required, the screw being used, etc.

# Chapter Index

---

|                                   |         |
|-----------------------------------|---------|
| IMPACT TOOLS 1/4"                 | 340-341 |
| IMPACT TOOLS 3/8"                 | 341-343 |
| IMPACT TOOLS 1/2"                 | 344-352 |
| IMPACT TOOLS 3/4"                 | 353-358 |
| IMPACT TOOLS 1"                   | 358-362 |
| IMPACT TOOLS 1 1/2"               | 363-368 |
| DIAMOND TORSION BITS 1/4"         | 369-372 |
| TIN TORSION BITS 1/4"             | 373-374 |
| TORSION BITS 1/4"                 | 375-377 |
| EXTRA HARD TORSION BITS 1/4"      | 377-380 |
| ACR TORSION BITS 1/4"             | 380-381 |
| STAINLESS STEEL TORSION BITS 1/4" | 382-384 |
| STANDARD BITS 1/4"                | 385-406 |
| BITS FOR MAGAZINE SCREWDRIVERS    | 407     |
| BIT SETS 1/4"                     | 408-418 |
| BITS 5/32"                        | 418     |
| BITS 5/16"                        | 419-420 |
| BIT SETS 5/16"                    | 421     |
| BITS 11.2 MM (7/16")              | 421     |

# BAHCO IMPACT SOCKETS AND ACCESSORIES

## ASSORTMENT OVERVIEW

|   | Drive: 1/4" | Drive: 3/8" | Drive: 1/2"   | Drive: 3/4"   | Drive: 1"   | Drive: 1. 1/2"  |
|---|-------------|-------------|---------------|---------------|-------------|-----------------|
| Sockets; metric                           | 6 - 14 mm   | 7 - 24 mm   | 8 - 36 mm     | 17 - 60 mm    | 22 - 80 mm  | 46 - 155 mm     |
| Sockets; metric, magnetic                 | 7 - 10 mm   |             |               |               |             |                 |
| Sockets; metric, deep                     |             | 10 - 17 mm  | 10 - 30 mm    | 13 - 41 mm    | 22 - 60 mm  | 41 - 120 mm     |
| Reinforced Sockets for Wheel nuts; metric |             |             | 17 - 24 mm    |               |             |                 |
| Sockets; imperial                         |             |             | 3/8" - 1 1/2" | 3/4" - 2 3/8" | 1" - 2 3/4" | 1 3/8" - 4 3/4" |
| Sockets; imperial, deep                   |             |             | 3/8" - 1 1/2" | 3/4" - 2"     | 1" - 1 7/8" | 1 3/8" - 4 3/4" |
| Sockets TORX®                             |             |             | E10 - E24     |               |             |                 |
| Extensions                                |             | •           | •             | •             | •           | •               |
| Ball Joints                               |             | •           | •             | •             | •           | •               |
| Adaptors                                  |             | •           | •             | •             | •           | •               |
| Adaptors, bit holders                     | •           | •           | •             | •             | •           |                 |
| Bit for Hexagon Metric Socket Head Screws |             |             |               |               | •           |                 |
| Socket drivers                            |             |             | •             | •             | •           |                 |
| Clamping springs                          |             | •           | •             | •             | •           | •               |
| Socket sets                               |             | •           | •             |               |             |                 |

## CLAMPING SPRINGS

FOR A SECURE JOINT BETWEEN MACHINE AND IMPACT SOCKET

All Bahco impact sockets are intended for machine use only. To achieve maximum safety, we recommend the user to always use clamping springs. Both the male and female square drives have a through-hole, making it simple and safe to attach the clamping spring. Information for each product - which clamping spring is to be used for each impact socket, adaptor, extension or ball joint - can be found in the catalogue.



## DYNAMIC DRIVE™ PROFILE

FOR AN INCREASED TORQUE AND LONG TOOL LIFE

All Bahco impact sockets feature a Dynamic Drive™ Profile giving a higher torque and a thin-wall construction that enables better accessibility to confined spaces. Moreover, the nut and screw heads are protected by the Dynamic Drive™ mechanism, minimizing wear and optimizing the life of the tools.

### STANDARD HEXAGON PROFILE

High surface pressure due to small force-applying surfaces

### DYNAMIC DRIVE™ PROFILE


Low surface pressure due to large force-applying surfaces



High Notching Sensitivity



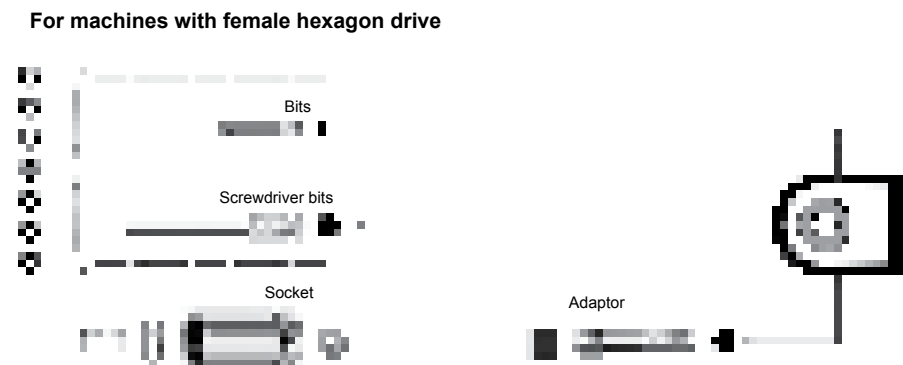
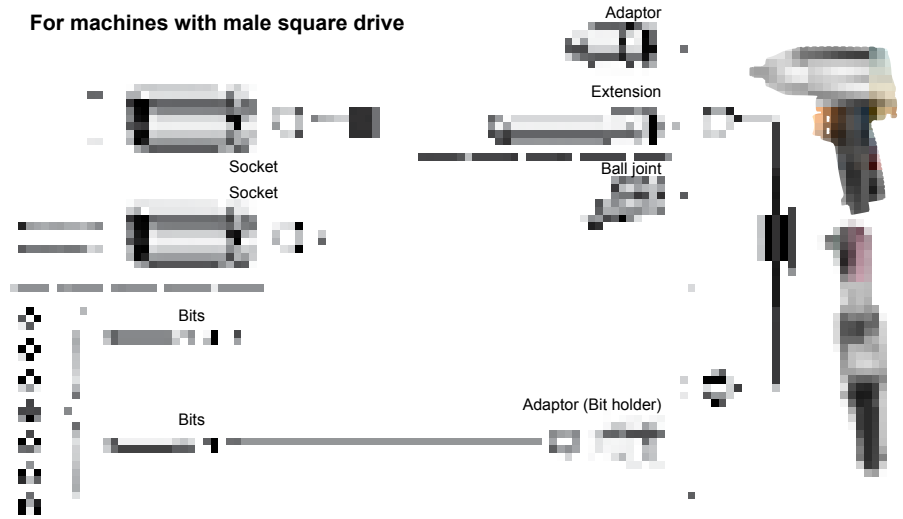
No Notching Sensitivity



# IMPACT SOCKETS AND ACCESSORIES

ALL THE WAY FROM MACHINE TO SCREW

A complete overview of how the Bahco range of impact tools is fitted to the machines [on the right] all the way to the nut/screw [on the left]. The entire range of Bahco impact sockets and accessories is is, of course, adapted to our top and base line air tools range.



# SCREWDRIVER BITS

## THE CHOICE

### DIAMOND TORSION (63D)

**High performance in any application.**  
**Suitable for power tools.**

Tip-coated with thousands of tiny industrial-grade diamond particles that significantly reduce the cam-out effect (stopping the screw head slipping out).

Reduces the wear and tear to both the bit and the screw.  
Reduces the torque required to successfully drive the screw.  
Increases productivity by reducing down-time.

- Thousands of diamond particles provide safe grip
- Torsion zone (extended bar)
- Nucleus Hardness HRc 60-62
- Torsion zone absorbs torque peaks and prolongs bit life

### TORSION (60T)

**Suitable for metal and hard materials.**

When fastening in metal, the torque increases abruptly at the end of the fastening process, generating large amounts of peak torque that affects both the screw and the tool.

Bits that are too hard can be broken under these conditions. A softer bit is more wear resistant against sudden impacts, preventing the tip from breaking prematurely.

- Surface-coated with clear lacquer for rust protection
- Torsion zone (extended bar)
- Torsion zone absorbs torque peaks and prolongs bit life
- Nucleus Hardness HRc 60-62

### ACR TORSION (64A)

**Recommended for tasks requiring reduction of the cam-out effect.**

ACR Torsion bits have a grooved tip (ACR system). Avoids the cam-out effect.

Recommended for tasks requiring reduction of the cam-out effect, avoiding erosion of the bit-screw.

- Surface coated with clear lacquer for rust protection
- Grooved tip (ACR system) avoids the cam-out effect
- Torsion zone (extended bar)
- Nucleus Hardness HRc 60-62
- Torsion zone absorbs torque peaks and prolongs bit life

### STANDARD (59S)

**Suitable for all applications.**

Robust bits that can be used in manual and machine applications. High-quality bits resistant to wear and tear.

- Precisely machined tip
- Nucleus Hardness HRc 58-62

### TIN TORSION (62TiN)

**Suitable for mass-production line.**

Industrial applications are subject to permanent stresses that place high demands on the durability of the tool.

Bits for these applications are coated with extremely hard titanium nitride. This abrasion-proof coating provides the necessary hardness that is required on a mass production line.

- Titanium nitride (TiN) coating
- Torsion zone (extended bar)
- Nucleus Hardness HRc 60-62
- Torsion zone absorbs torque peaks and prolongs bit life

### EXTRA HARD TORSION (6IH)

**Suitable for wood and soft material application.**

When fastening in wood, the torque increases steadily until the head of the screw reaches the surface of the material.

The deeper the screw penetrates into the wood, the more the torque increases.

Extra hard bits are subject to special heating processes that make it harder and reduce the risk of the breakage - extending the service life of the bit.

- Surface-coated with yellow lacquer for rust protection
- Torsion zone (extended bar)
- Torsion zone absorbs torque peaks and prolongs bit life
- Nucleus Hardness HRc 62-64

### INOX TORSION (65I)

**Ideal for use on stainless steel screws.**

Stainless steel does not rust.

However, if conventional steel tools are used on stainless steel elements or stainless steel screws, the wear debris of these tools can adhere to the surface and begin to rust.

Wear debris causes extraneous rust, but can be prevented by using stainless steel tools. Inox in combination with torsion gives a superior bit that can withstand even highest demands.

- Surface coated with yellow lacquer for rust protection
- Torsion zone (extended bar)
- Nucleus Hardness HRc 60-62
- Torsion zone absorbs torque peaks and prolongs bit life

# 31 PCS BIT SETS 59S/31 & 60T/31

## Standard & Torsion

4 different versions

**Drive:** 1/4" DIN 3126-C6.3, ISO 1173

**Bit Length:** 25 mm

**Finish:** ZnPh (zinc-phosphated)

**Material:** High-performance alloy steel

Each bit is Bahco branded, with the size and tip stamped.

- Small and compact set that contains 30 bits and a magnetic quick release bit holder
- Inlay: Soft touch material with tampo print for easy bit identification
- Transparent lid of polypropylene with rubber protection and a solid belt clip on the back
- Different bit compositions meet the requirements of the following screw heads: Phillips, Pozidriv, TORX®, Slotted, Hexagon, Phillips Grabber, TORX® Tamper TR



**Bit Holder:** 1/4" DIN 3126-C6.3, ISO 1173

60 mm (L)

Quick-release magnetic bit holder. Knurled black body for a better grip. Matt and black finish for higher resistance. Lock-in type system (forward function).





# 17 PCS BIT SETS 59S/17 & 60T/17

## Standard & Torsion

### 4 different versions

**Drive:** 1/4" DIN 3126-C6.3, ISO 1173



**Bit Length:** 25 mm

**Finish:** ZnPh (zinc-phosphated)

**Material:** High performance alloy steel

Each bit is Bahco branded, with the size and tip stamped.


- Attractive and innovative set that contains 16 bits and a magnetic quick release bit holder
- Knurled effect on the sides of the set for a better grip
- The bits have a good protection due to the surrounding solid frame
- Easy to open and to be handled with one hand when working
- Firm belt clip on the back side and clear tamper printing for easy bit identification
- Different bit compositions meet the requirements of the following screw heads: Phillips, Pozidriv, TORX®, Slotted, Hexagon, Phillips Grabber



**Bit Holder:** 1/4" DIN 3126-C6.3, ISO 1173

50 mm (L)

Quick-release magnetic bit holder. Knurled black body for a better grip. Matt and black finish for higher resistance. Lock-in type system (forward function).



# 7 PCS BIT SETS 59S/7 & 60T/7

Standard, Torsion, Inox, TiN & Diamond

8 different versions

**Drive:** 1/4" DIN 3126-C6.3, ISO 1173

**Bit Length:** 25 mm

**Finish:**

- ZnPh (zinc-phosphated): Standard and Torsion bits
- TiN coating: TiN Torsion bits
- Nickel Plating: Stainless steel
- Diamond coating: Diamond bits

**Material:** High performance alloy steel

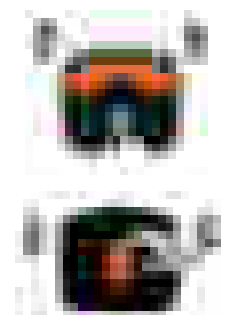
Each bit is Bahco branded, with the size and tip stamped.

- Small and compact set that contains 6 bits and a magnetic universal holder
- The smooth opening and closing system makes the set easy to be handle, also with one hand
- The small size of the set makes it ideal to be carried in a pocket
- Knurled sides for a better grip
- Clear symbols and text for identification of the bit



**Universal holder:** 1/4" DIN 3126-C6.3, ISO 1173  
50 mm (L)

- **Magnetic universal holder:**  
Standard, TiN Torsion and Torsion sets
- **Magnetic universal holder + retaining ring:**  
Diamond set
- **Stainless steel universal holder + retaining ring:**  
Stainless steel set





## K6701M

### SOCKETS METRIC

- DIN 3129, ISO 2725
- Drive: 1/4" DIN 3121-G 6,3, ISO 1174
- Finish: Black finish
- Material: High performance alloy steel
- To be used with machines. For maximum safety, use clamping springs

|           | <br>731415 |   | <br>mm | L<br>mm | D1<br>mm | D2<br>mm |         |    |
|-----------|------------|---|--------|---------|----------|----------|---------|----|
| K6701M-6  | 1813260    | 1 | 6      | 22      | 10.2     | 13       | K560F-1 | 14 |
| K6701M-7  | 1777920    | 1 | 7      | 22      | 11.5     | 13       | K560F-1 | 14 |
| K6701M-8  | 1778064    | 1 | 8      | 22      | 12.7     | 13       | K560F-1 | 15 |
| K6701M-9  | 1815110    | 1 | 9      | 22      | 14.0     | 13       | K560F-1 | 15 |
| K6701M-10 | 1778149    | 1 | 10     | 22      | 15.2     | 13       | K560F-1 | 16 |
| K6701M-11 | 1778224    | 1 | 11     | 22      | 16.4     | 13       | K560F-1 | 19 |
| K6701M-12 | 1811891    | 1 | 12     | 22      | 17.4     | 13       | K560F-1 | 22 |
| K6701M-13 | 1778491    | 1 | 13     | 22      | 19.0     | 13       | K560F-1 | 23 |
| K6701M-14 | 1844172    | 1 | 14     | 23      | 20.5     | 13       | K560F-1 | 25 |

## KM6701M

### SOCKETS METRIC, MAGNETIC

- DIN 3129, ISO 2725
- Drive: 1/4" DIN 3121-G 6,3, ISO 1174
- Finish: Black finish
- Material: High performance alloy steel
- To be used with machines. For maximum safety, use clamping springs

|            | <br>731415 |   | <br>mm | L<br>mm | D1<br>mm | D2<br>mm |         |    |
|------------|------------|---|--------|---------|----------|----------|---------|----|
| KM6701M-7  | 1844240    | 1 | 7      | 28      | 11.5     | 13       | K560F-1 | 16 |
| KM6701M-8  | 1844257    | 1 | 8      | 28      | 12.7     | 13       | K560F-1 | 17 |
| KM6701M-10 | 1844264    | 1 | 10     | 28      | 15.2     | 13       | K560F-1 | 19 |

## 6972H

### ADAPTORS, BIT HOLDER


- Form A, DIN 7427
- Drive: 1/4" DIN 3121-G 6,3, ISO 1174
- Finish: Nickel and chrome plated
- Material: High performance alloy steel
- To be used with machines. For maximum safety, use clamping springs

|       | <br>731415 |   |      |      | L<br>mm | D1<br>mm | D2<br>mm |         |    |
|-------|------------|---|------|------|---------|----------|----------|---------|----|
| 6972H | 1215934    | 5 | 1/4" | 1/4" | 26.0    | 13.0     | 13.0     | K560F-1 | 18 |



## K560F-1

### CLAMPING SPRINGS




- Safety clamping spring
- To be used in impact sockets and accessories
- Material: Spring steel

|         |            |   |      |      |   |
|---------|------------|---|------|------|---|
|         | <br>731415 |   |      |      |   |
| K560F-1 | 1825492    | 5 | 1/4" | 6-14 | 1 |



## K7401M

### SOCKETS METRIC



- DIN 3129, ISO 2725
- Drive: 3/8" DIN 3121-F 10 ISO 1174
- Finish: Black finish
- Material: High performance alloy steel
- To be used with machines. For maximum safety, use clamping springs



|           | <br>731415 |   | <br>mm | L<br>mm | D1<br>mm | D2<br>mm |         |     |
|-----------|------------|---|--------|---------|----------|----------|---------|-----|
| K7401M-7  | 1812126    | 1 | 7      | 26      | 12.5     | 19       | K560F-2 | 35  |
| K7401M-8  | 1780043    | 1 | 8      | 26      | 12.9     | 19       | K560F-2 | 35  |
| K7401M-9  | 1812133    | 1 | 9      | 26      | 14.5     | 19       | K560F-2 | 35  |
| K7401M-10 | 1780128    | 1 | 10     | 26      | 15.9     | 19       | K560F-2 | 35  |
| K7401M-11 | 1780395    | 1 | 11     | 27      | 16.7     | 19       | K560F-2 | 35  |
| K7401M-12 | 1811907    | 1 | 12     | 27      | 18.0     | 19       | K560F-2 | 40  |
| K7401M-13 | 1780470    | 1 | 13     | 27      | 19.7     | 22       | K560F-3 | 45  |
| K7401M-14 | 1780555    | 1 | 14     | 27      | 20.5     | 22       | K560F-3 | 55  |
| K7401M-15 | 1812140    | 1 | 15     | 28      | 21.2     | 22       | K560F-3 | 55  |
| K7401M-16 | 1780630    | 1 | 16     | 28      | 22.8     | 22       | K560F-3 | 60  |
| K7401M-17 | 1780715    | 1 | 17     | 29      | 24.5     | 22       | K560F-3 | 65  |
| K7401M-18 | 1812157    | 1 | 18     | 29      | 25.3     | 22       | K560F-3 | 70  |
| K7401M-19 | 1812164    | 1 | 19     | 30      | 26.8     | 22       | K560F-3 | 75  |
| K7401M-20 | 1844271    | 1 | 20     | 31      | 28.5     | 22       | K560F-3 | 100 |
| K7401M-21 | 1845216    | 1 | 21     | 31      | 29.3     | 22       | K560F-3 | 85  |
| K7401M-22 | 1845223    | 1 | 22     | 33      | 30.0     | 22       | K560F-3 | 100 |
| K7401M-24 | 1844295    | 1 | 24     | 34      | 33.2     | 22       | K560F-3 | 120 |



## IMPACT TOOLS 3/8"

### K7406M

### SOCKETS METRIC, LONG



- Drive: 3/8" DIN 3121-F 10 ISO 1174
- Finish: Black finish
- Material: High performance alloy steel
- To be used with machines. For maximum safety, use clamping springs
- T = depth of female hexagon

|           | <br>731415 |   | <br>mm | L<br>mm | D1<br>mm | D2<br>mm | T<br>mm |         | <br>g |
|-----------|------------|---|--------|---------|----------|----------|---------|---------|-------|
| K7406M-10 | 1844479    | 1 | 10     | 54      | 15.9     | 19       | 7.0     | K560F-2 | 47    |
| K7406M-13 | 1844486    | 1 | 13     | 54      | 19.7     | 19       | 10.4    | K560F-2 | 68    |
| K7406M-17 | 1844493    | 1 | 17     | 66      | 24.5     | 22       | 11.2    | K560F-3 | 100   |

### K7760C

### EXTENSIONS




- Drive: 3/8" DIN 3121-G 10 ISO 1174
- Finish: Black finish
- Material: High performance alloy steel
- With through hole
- To be used with machines. For maximum safety, use clamping springs
- D2 = outside diameter of the female end

|          | <br>731415 |   |      |      | <br>mm | D2<br>mm |         | <br>g |
|----------|------------|---|------|------|--------|----------|---------|-------|
| K7760C-1 | 1222369    | 1 | 3/8" | 3/8" | 75     | 20       | K560F-2 | 76    |
| K7760C-2 | 1222376    | 1 | 3/8" | 3/8" | 150    | 20       | K560F-2 | 148   |

### K7767S

### BALL JOINT




- Drive: 3/8" DIN 3121-G 10 ISO 1174
- Finish: Black finish
- Material: High performance alloy steel
- With spring loaded pin
- Maximum angle 35°
- To be used with machines. For maximum safety, use clamping springs
- D2 = outside diameter of the female end

|        | <br>731415 |   |      |      | <br>mm | D2<br>mm |         | <br>g |
|--------|------------|---|------|------|--------|----------|---------|-------|
| K7767S | 1222512    | 1 | 3/8" | 3/8" | 49     | 20       | K560F-3 | 82    |




**K6964C/K8164C**

**ADAPTORS**



K6964C




K8164C

- Drive: 3/8" DIN 3121-G 10 ISO 1174
- Finish: Black finish
- Material: High performance alloy steel
- With spring loaded pin
- To be used with machines. For maximum safety, use clamping springs
- D2 = outside diameter of the female end
- Warning: The torque to be applied should be limited to the smallest drive

|        |  | <br>731415 |   |      |      | <br>mm | <br>D2<br>mm |         | <br>g |
|--------|--|------------|---|------|------|--------|--------------|---------|-------|
| K6964C |  | 1215170    | 1 | 1/4" | 3/8" | 30     | 20           | K560F-2 | 35    |
| K8164C |  | 1237523    | 1 | 1/2" | 3/8" | 35     | 20           | K560F-2 | 53    |

**7407H-7409H**

**ADAPTORS, BIT HOLDER**



7407H / 7408H



7409H




- DIN 3126-C, ISO 1173
- Drive: 3/8" DIN 3121-F 10 ISO 1174
- Finish: Black finish
- Material: High performance alloy steel
- For bits with 1/4", 5/16", 11 mm male hexagon drive
- To be used with machines. For maximum safety, use clamping springs
- 11 mm size is out of standards DIN 3126-C, ISO 1173

|       |  | <br>731415 |   |       |      | <br>L<br>mm | <br>D1<br>mm | <br>D2<br>mm |         | <br>g |
|-------|--|------------|---|-------|------|-------------|--------------|--------------|---------|-------|
| 7407H |  | 1218249    | 1 | 1/4"  | 3/8" | 26          | 13           | 20           | K560F-2 | 35    |
| 7408H |  | 1218300    | 1 | 5/16" | 3/8" | 26          | 13           | 20           | K560F-2 | 43    |
| 7409H |  | 1218355    | 1 | 11 mm | 3/8" | 34          | 22           | 22           | K560F-3 | 43    |

**K560F-2/3**

**CLAMPING SPRINGS**




- Safety clamping spring
- To be used in impact sockets and accessories
- Material: Spring steel

|         |  | <br>731415 |   |      |       | <br>g |
|---------|--|------------|---|------|-------|-------|
| K560F-2 |  | 1825324    | 5 | 3/8" | 7-12  | 2     |
| K560F-3 |  | 1825331    | 5 | 3/8" | 13-24 | 2     |



## K7801M

## SOCKETS METRIC




- DIN 3129, ISO 2725
- Drive: 1/2" DIN 3121-G 12,5 ISO 1174
- Finish: Black finish
- Material: High performance alloy steel
- To be used with machines. For maximum safety, use clamping springs

|           | <br>731415 |   | <br>mm | L<br>mm | D1<br>mm | D2<br>mm |         | <br>g |
|-----------|------------|---|--------|---------|----------|----------|---------|-------|
| K7801M-8  | 1845230    | 1 | 8      | 38      | 15.0     | 25       | K560F-4 | 80    |
| K7801M-9  | 1845247    | 1 | 9      | 38      | 16.0     | 25       | K560F-4 | 85    |
| K7801M-10 | 1778576    | 1 | 10     | 38      | 17.0     | 25       | K560F-4 | 85    |
| K7801M-11 | 1778651    | 1 | 11     | 38      | 18.5     | 25       | K560F-4 | 88    |
| K7801M-12 | 1815790    | 1 | 12     | 38      | 19.5     | 25       | K560F-4 | 90    |
| K7801M-13 | 1778736    | 1 | 13     | 38      | 21.0     | 25       | K560F-4 | 95    |
| K7801M-14 | 1778811    | 1 | 14     | 38      | 22.5     | 25       | K560F-4 | 100   |
| K7801M-15 | 1815806    | 1 | 15     | 38      | 23.0     | 30       | K560F-5 | 120   |
| K7801M-16 | 1779030    | 1 | 16     | 38      | 25.0     | 30       | K560F-5 | 130   |
| K7801M-17 | 1779115    | 1 | 17     | 38      | 26.0     | 30       | K560F-5 | 135   |
| K7801M-18 | 1779382    | 1 | 18     | 38      | 27.5     | 30       | K560F-5 | 145   |
| K7801M-19 | 1779467    | 1 | 19     | 38      | 28.5     | 30       | K560F-5 | 150   |
| K7801M-20 | 1844509    | 1 | 20     | 38      | 30.0     | 30       | K560F-5 | 160   |
| K7801M-21 | 1779542    | 1 | 21     | 38      | 31.0     | 30       | K560F-5 | 165   |
| K7801M-22 | 1779627    | 1 | 22     | 38      | 32.5     | 30       | K560F-5 | 170   |
| K7801M-23 | 1844516    | 1 | 23     | 38      | 34.0     | 30       | K560F-5 | 175   |
| K7801M-24 | 1779894    | 1 | 24     | 38      | 35.0     | 30       | K560F-5 | 180   |
| K7801M-25 | 1844523    | 1 | 25     | 45      | 36.0     | 30       | K560F-5 | 185   |
| K7801M-26 | 1844530    | 1 | 26     | 45      | 37.5     | 30       | K560F-5 | 190   |
| K7801M-27 | 1779979    | 1 | 27     | 45      | 38.5     | 30       | K560F-5 | 200   |
| K7801M-30 | 1811914    | 1 | 30     | 50      | 42.0     | 30       | K560F-5 | 230   |
| K7801M-32 | 1825157    | 1 | 32     | 50      | 44.0     | 38       | K560F-5 | 245   |
| K7801M-34 | 1844547    | 1 | 34     | 50      | 45.0     | 38       | K560F-6 | 260   |
| K7801M-36 | 1844554    | 1 | 36     | 50      | 48.0     | 38       | K560F-6 | 330   |

## K7801VM

## REINFORCED SOCKETS FOR WHEEL NUTS, METRIC



- Drive: 1/2" DIN 3121-G 12,5 ISO 1174
- Finish: Black finish
- Material: High performance alloy steel
- To be used with machines
- For maximum safety, use clamping springs
- Reinforced design, especially suited for wheel nuts
- T = depth of female hexagon

|            | <br>731415 |   | <br>mm | L<br>mm | D1<br>mm | D2<br>mm | T<br>mm |         | <br>g |
|------------|------------|---|--------|---------|----------|----------|---------|---------|-------|
| K7801VM-17 | 1781521    | 1 | 17     | 45      | 30       | 30       | 15      | K560F-5 | 130   |
| K7801VM-19 | 1781798    | 1 | 19     | 45      | 33       | 30       | 18      | K560F-5 | 155   |
| K7801VM-22 | 1781873    | 1 | 22     | 45      | 36       | 30       | 18      | K560F-5 | 180   |
| K7801VM-24 | 1781958    | 1 | 24     | 45      | 38       | 30       | 18      | K560F-5 | 215   |



**K7801VM/S4**

**SOCKET SETS**




- Set of 1/2" impact sockets
- 1/2" DIN 3121-G 12,5 ISO 1174
- Finish: Black finish
- Material: High performance alloy steel
- To be used with machines. For maximum safety, use clamping springs
- In metal-sheet box



|                           |            |   |       |
|---------------------------|------------|---|-------|
|                           | <br>731415 |   | <br>g |
| K7801VM/S4                | 1799090    | 1 | 910   |
| K7801VM 17, 19, 22, 24 mm |            |   |       |


**D/**

**SOCKET SETS**



D/S10

- Set of 1/2" impact sockets
- DIN 3129, ISO 2725
- 1/2" DIN 3121-G 12,5 ISO 1174
- Finish: Black finish
- Material: High performance alloy steel
- To be used with machines. For maximum safety, use clamping springs
- Removable three section plastic box, 1 pc in D/S14 and 2 pc in D/S10



D/S14

|       |  |   |            |       |
|-------|--|---|------------|-------|
|       | <br>731151   |   | <br>mm     | <br>g |
| D/S10 | 8280307  | 6 | 280x160x70 | 1595  |
| D/S14 | 8280314  | 6 | 280x160x70 | 2155  |
| D/S10 | K7801 10, 11, 12, 13, 14, 15, 16, 17, 18, 19 mm                |   |            |       |
| D/S14 | K7081 10, 11, 2, 13, 14, 15, 16, 17, 18, 19, 21, 22, 24, 27 mm |   |            |       |







## K7806M

## SOCKETS METRIC, LONG



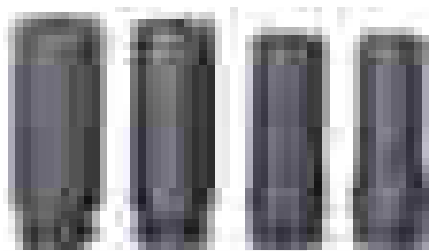
- Drive: 1/2" DIN 3121-G 12,5 ISO 1174
- Finish: Black finish
- Material: High performance alloy steel
- To be used with machines. For maximum safety, use clamping springs
- T = depth of female hexagon



|           | <br>731415 |   | <br>mm | L<br>mm | D1<br>mm | D2<br>mm | T<br>mm |         |     |
|-----------|------------|---|--------|---------|----------|----------|---------|---------|-----|
| K7806M-10 | 1844677    | 1 | 10     | 80      | 17.5     | 25       | 7.6     | K560F-4 | 215 |
| K7806M-11 | 1844684    | 1 | 11     | 80      | 18.0     | 25       | 8.6     | K560F-4 | 215 |
| K7806M-12 | 1844691    | 1 | 12     | 80      | 19.3     | 25       | 9.4     | K560F-4 | 215 |
| K7806M-13 | 1805944    | 1 | 13     | 80      | 20.9     | 25       | 10.2    | K560F-4 | 220 |
| K7806M-14 | 1844707    | 1 | 14     | 80      | 22.3     | 25       | 10.7    | K560F-4 | 220 |
| K7806M-16 | 1844714    | 1 | 16     | 80      | 24.4     | 30       | 12.0    | K560F-5 | 320 |
| K7806M-17 | 1805951    | 1 | 17     | 80      | 25.2     | 30       | 12.7    | K560F-5 | 320 |
| K7806M-18 | 1844721    | 1 | 18     | 80      | 26.8     | 30       | 12.7    | K560F-5 | 320 |
| K7806M-19 | 1805968    | 1 | 19     | 80      | 28.5     | 30       | 14.0    | K560F-5 | 320 |
| K7806M-21 | 1823597    | 1 | 21     | 83      | 31.4     | 30       | 14.2    | K560F-5 | 350 |
| K7806M-22 | 1805975    | 1 | 22     | 89      | 32.7     | 30       | 14.2    | K560F-5 | 390 |
| K7806M-23 | 1844738    | 1 | 23     | 89      | 34.0     | 30       | 16.3    | K560F-5 | 490 |
| K7806M-24 | 1805982    | 1 | 24     | 89      | 34.9     | 30       | 16.3    | K560F-5 | 490 |
| K7806M-27 | 1805999    | 1 | 27     | 89      | 38.9     | 30       | 20.3    | K560F-5 | 495 |
| K7806M-30 | 1844578    | 1 | 30     | 89      | 42.8     | 30       | 21.6    | K560F-5 | 535 |

## K7806M/S4

## SOCKET SETS, LONG



- Set of 1/2" deep impact sockets
- 1/2" DIN 3121-G 12,5 ISO 1174
- Finish: Black finish
- Material: High performance alloy steel
- To be used with machines. For maximum safety, use clamping springs
- Reinforced design, especially suited for wheel nuts
- In cardboard packaging



|           | <br>731415 |   |      |
|-----------|------------|---|------|
| K7806M/S4 | 1813222    | 1 | 1250 |

K7806M 17, 19, 22, 24 mm





DD/

SOCKET SETS, LONG



DD/S10

- Set of 1/2" deep impact sockets
- 1/2" DIN 3121-G 12,5 ISO 1174
- Finish: Black finish
- Material: High performance alloy steel
- To be used with machines. For maximum safety, use clamping springs
- Case with 2-component handle. 3 pcs removable three section plastic box in DD/S14



DD/S14

|        | <br>731151 |   | <br>mm      | <br>g |
|--------|------------|---|-------------|-------|
| DD/S10 | 8280321    | 6 | 280x160x70  | 3020  |
| DD/S14 | 8280338    | 4 | 375x215x100 | 5085  |

|        |  |  |
|--------|--|--|
| DD/S10 | K7806M 10, 11, 12, 13, 14, 15, 16, 17, 18, 19 mm                 |  |
| DD/S14 | K7806M 10, 11, 12, 13, 14, 15, 16, 17, 18, 19, 21, 22, 24, 27 mm |  |



D-DD/

SOCKET SETS METRIC MIXED



- 1/2" mixed set with 10 pcs deep and 10 pcs standard impact sockets
- DIN 3129, ISO 2725
- 1/2" DIN 3121-G 12,5 ISO 1174
- Finish: Black finish
- Material: High performance alloy steel
- To be used with machines. For maximum safety, use clamping springs
- Case with 2-component handle



|          | <br>731415 |   | <br>mm      | <br>g |
|----------|------------|---|-------------|-------|
| D-DD/S20 | 8280345    | 4 | 375x215x100 | 4765  |

|        |   |  |
|--------|---|--|
| K7801M | 10, 11, 12, 13, 14, 15, 16, 17, 18, 19 mm |  |
| K7806M | 10, 11, 12, 13, 14, 15, 16, 17, 18, 19 mm |  |



## K7801Z

### SOCKETS INCH

- DIN 3129, ISO 2725
- Drive: 1/2" DIN 3121-G 12,5 ISO 1174
- Finish: Black finish
- Material: High performance alloy steel
- To be used with machines. For maximum safety, use clamping springs

|               | <br>731415 |   |        | L<br>mm | D1<br>mm | D2<br>mm |         |     |
|---------------|------------|---|--------|---------|----------|----------|---------|-----|
| K7801Z-3/8    | 1822606    | 1 | 3/8    | 38      | 17.0     | 25       | K560F-4 | 80  |
| K7801Z-7/16   | 1844561    | 1 | 7/16   | 38      | 18.5     | 25       | K560F-4 | 80  |
| K7801Z-1/2    | 1822620    | 1 | 1/2    | 38      | 20.5     | 25       | K560F-4 | 85  |
| K7801Z-9/16   | 1822637    | 1 | 9/16   | 38      | 22.5     | 25       | K560F-4 | 85  |
| K7801Z-5/8    | 1844585    | 1 | 5/8    | 38      | 25.0     | 30       | K560F-5 | 120 |
| K7801Z-11/16  | 1844592    | 1 | 11/16  | 38      | 26.5     | 30       | K560F-5 | 130 |
| K7801Z-3/4    | 1822668    | 1 | 3/4    | 40      | 29.0     | 30       | K560F-5 | 130 |
| K7801Z-13/16  | 1844608    | 1 | 13/16  | 40      | 31.0     | 30       | K560F-5 | 155 |
| K7801Z-7/8    | 1844615    | 1 | 7/8    | 40      | 33.0     | 30       | K560F-5 | 165 |
| K7801Z-15/16  | 1844622    | 1 | 15/16  | 45      | 35.0     | 30       | K560F-5 | 170 |
| K7801Z-1      | 1844639    | 1 | 1      | 45      | 36.5     | 30       | K560F-5 | 180 |
| K7801Z-1.1/16 | 1844646    | 1 | 1 1/16 | 46      | 39.0     | 30       | K560F-5 | 185 |
| K7801Z-1.1/8  | 1844653    | 1 | 1 1/8  | 46      | 41.0     | 30       | K560F-5 | 200 |
| K7801Z-1.1/4  | 1844660    | 1 | 1 1/4  | 51      | 44.2     | 30       | K560F-5 | 245 |
| K7801Z-1.5/16 | 0137671    | 5 | 1 5/16 | 46      | 44.8     | 30       | K560F-5 | 230 |
| K7801Z-1.3/8  | 0137688    | 5 | 1 3/8  | 50      | 47.8     | 30       | K560F-5 | 250 |
| K7801Z-1.7/16 | 0137695    | 5 | 1 7/16 | 50      | 49.8     | 30       | K560F-5 | 280 |
| K7801Z-1.1/2  | 0137701    | 5 | 1 1/2  | 50      | 51.8     | 30       | K560F-5 | 310 |

## K7806Z

### SOCKETS INCH, DEEP

- Drive: 1/2" DIN 3121-G 12,5 ISO 1174
- Finish: Black finish
- Material: High performance alloy steel
- To be used with machines. For maximum safety, use clamping springs
- T = depth of female hexagon

|               | <br>731415 |    |        | L<br>mm | D1<br>mm | D2<br>mm | T<br>mm |         |     |
|---------------|------------|----|--------|---------|----------|----------|---------|---------|-----|
| K7806Z-3/8    | 0137725    | 10 | 3/8    | 78      | 17       | 25       | 12      | K560F-4 | 160 |
| K7806Z-7/16   | 0137732    | 10 | 7/16   | 78      | 18.5     | 25       | 13      | K560F-4 | 160 |
| K7806Z-1/2    | 0137749    | 10 | 1/2    | 78      | 20.5     | 25       | 14      | K560F-4 | 180 |
| K7806Z-9/16   | 0137756    | 10 | 9/16   | 78      | 23       | 25       | 14      | K560F-4 | 180 |
| K7806Z-5/8    | 0137763    | 5  | 5/8    | 78      | 24.5     | 30       | 16      | K560F-5 | 180 |
| K7806Z-11/16  | 0137770    | 5  | 11/16  | 78      | 27       | 30       | 17      | K560F-5 | 220 |
| K7806Z-3/4    | 0137787    | 5  | 3/4    | 78      | 28       | 30       | 20      | K560F-5 | 225 |
| K7806Z-13/16  | 0137794    | 5  | 13/16  | 78      | 30       | 30       | 22      | K560F-5 | 290 |
| K7806Z-7/8    | 0137800    | 5  | 7/8    | 78      | 31.8     | 30       | 22      | K560F-5 | 320 |
| K7806Z-15/16  | 0137718    | 5  | 15/16  | 78      | 33.8     | 30       | 24      | K560F-5 | 320 |
| K7806Z-1      | 0137817    | 5  | 1      | 78      | 35.8     | 30       | 27      | K560F-5 | 340 |
| K7806Z-1.1/16 | 0137824    | 5  | 1 1/16 | 78      | 37.8     | 30       | 27      | K560F-5 | 410 |
| K7806Z-1.1/8  | 0137831    | 5  | 1 1/8  | 78      | 39.8     | 30       | 27      | K560F-5 | 410 |
| K7806Z-1.1/4  | 0137848    | 5  | 1 1/4  | 78      | 43.8     | 30       | 32      | K560F-5 | 430 |
| K7806Z-1.5/16 | 0137855    | 5  | 1 5/16 | 78      | 44.8     | 30       | 32      | K560F-5 | 430 |
| K7806Z-1.3/8  | 0137862    | 5  | 1 3/8  | 78      | 47.8     | 30       | 32      | K560F-5 | 480 |
| K7806Z-1.7/16 | 0137879    | 5  | 1 7/16 | 78      | 49.8     | 30       | 32      | K560F-5 | 570 |
| K7806Z-1.1/2  | 0137886    | 5  | 1 1/2  | 78      | 49.8     | 30       | 32      | K560F-5 | 570 |



**K7801Z/10**

**SOCKET SETS INCH**



- Set of 1/2" impact sockets, in inches
- DIN 3129, ISO 2725
- Drive: 1/2" DIN 3121-G 12,5 ISO 1174
- Finish: Black finish
- Material: High performance alloy steel
- To be used with machines. For maximum safety, use clamping springs
- In metal-sheet box

|           |            |   |            |       |
|-----------|------------|---|------------|-------|
|           | <br>731415 |   | <br>mm     | <br>g |
| K7801Z/10 | 0165018    | 1 | 90x220x110 | 2200  |

K7801Z/10 7/16, 1/2, 9/16, 5/8, 11/16, 3/4, 13/16, 7/8, 15/16, 1



**K7806Z/10**


**SOCKET SETS INCH**



- Set of 1/2" deep impact sockets, in inches
- 1/2" DIN 3121-G 12,5 ISO 1174
- Finish: Black finish
- Material: High performance alloy steel
- To be used with machines. For maximum safety, use clamping springs
- In metal-sheet box

|           |            |   |            |       |
|-----------|------------|---|------------|-------|
|           | <br>731415 |   | <br>mm     | <br>g |
| K7806Z/10 | 0165025    | 1 | 90x220x110 | 3385  |

K7806Z/10 7/16, 1/2, 9/16, 5/8, 11/16, 3/4, 13/16, 7/8, 15/16, 1





## K7801TORX-E

## SOCKETS TORX®



- Drive: 1/2" for TORX® head screws, external
- Finish: Black finish
- Material: High performance alloy steel
- To be used with machines. For maximum safety, use clamping springs
- Drive with through hole for power driven machines

\*\* special screws



|               | <br>731415 |   |     | L<br>mm | D1<br>mm | D2<br>mm |         |         |    |
|---------------|------------|---|-----|---------|----------|----------|---------|---------|----|
| K7801TORX-E10 | 1811587    | 1 | E10 | 38      | 13.5     | 25       | M 6+8   | K560F-4 | 80 |
| K7801TORX-E12 | 1811594    | 1 | E12 | 38      | 15.5     | 25       | M 8+10  | K560F-4 | 80 |
| K7801TORX-E14 | 1811600    | 1 | E14 | 38      | 17.5     | 25       | M 10+12 | K560F-4 | 85 |
| K7801TORX-E16 | 1811617    | 1 | E16 | 38      | 19.6     | 25       | **      | K560F-4 | 85 |
| K7801TORX-E18 | 1811624    | 1 | E18 | 38      | 21.7     | 30       | M 12+14 | K560F-4 | 85 |
| K7801TORX-E20 | 1811631    | 1 | E20 | 38      | 23.8     | 30       | M 14+16 | K560F-4 | 85 |
| K7801TORX-E24 | 1811648    | 1 | E24 | 38      | 28.3     | 30       | M 18+20 | K560F-5 | 90 |

## K8160D

## EXTENSIONS




- Drive: 1/2" DIN 3121-G 12,5 ISO 1174
- Finish: Black finish
- Material: High performance alloy steel
- With through hole
- To be used with machines. For maximum safety, use clamping springs
- D2 = outside diameter of the female end

|          | <br>731415 |   |      |      | <br>mm | D2<br>mm |         |     |
|----------|------------|---|------|------|--------|----------|---------|-----|
| K8160D-1 | 1237400    | 1 | 1/2" | 1/2" | 75     | 25       | K560F-4 | 140 |
| K8160D-2 | 1237417    | 1 | 1/2" | 1/2" | 125    | 25       | K560F-4 | 225 |
| K8160D-3 | 1237424    | 1 | 1/2" | 1/2" | 250    | 25       | K560F-4 | 440 |

## K8167S

## BALL JOINT




- Drive: 1/2" DIN 3121-G 12,5 ISO 1174
- Finish: Black finish
- Material: High performance alloy steel
- Maximum angle 30° with through hole
- To be used with machines. For maximum safety, use clamping springs
- D2 = outside diameter of the female end

|        | <br>731415 |   |      |      | <br>mm | D2<br>mm |         |     |
|--------|------------|---|------|------|--------|----------|---------|-----|
| K8167S | 1237592    | 1 | 1/2" | 1/2" | 62     | 34       | K560F-5 | 205 |




**K7764D/K8964D**

**ADAPTORS**



K7764D




K8964D

- Drive: 1/2" DIN 3121-G 10 ISO 1174
- Finish: Black finish
- Material: High performance alloy steel
- With through hole
- To be used with machines. For maximum safety, use clamping springs
- D2 = outside diameter of the female end
- Warning: The torque to be applied should be limited to the smallest drive


|        | <br>731415 |   |      |      | <br>mm | D2<br>mm |         |     |
|--------|------------|---|------|------|--------|----------|---------|-----|
| K7764D | 1222475    | 1 | 3/8" | 1/2" | 35     | 25       | K560F-4 | 81  |
| K8964D | 1268237    | 1 | 3/4" | 1/2" | 45     | 25       | K560F-4 | 112 |

**7807H-7809H**

**ADAPTORS, HOLDER**



Mo. 1




Mo. 2

- Drive: 1/2" DIN 3121-G 12,5 ISO 1174
- Finish: Black finish
- Material: High performance alloy steel
- With spring loaded pin
- To be used with machines. For maximum safety, use clamping springs
- D2 = outside diameter of the female end
- \* with spring collar
- \*\* with locking screw

|       | <br>731415 |   | Mo   |         |      | L<br>mm | D2<br>mm |         |    |
|-------|------------|---|------|---------|------|---------|----------|---------|----|
| 7807H | 1232764    | 1 | * 1  | 1/4"    | 1/2" | 38      | 25       | K560F-4 | 70 |
| 7808H | 1232771    | 1 | * 1  | 5/16"   | 1/2" | 38      | 25       | K560F-4 | 75 |
| 7809H | 1232788    | 1 | ** 2 | 11.2 mm | 1/2" | 38      | 25       | K560F-4 | 90 |

**K560F-4/5**

**CLAMPING SPRINGS**




- Safety clamping spring
- To be used in impact sockets and accesories
- Material: Spring steel

|         | <br>731415 |   |      |       |         |   |
|---------|------------|---|------|-------|---------|---|
| K560F-4 | 1825348    | 5 | 1/2" | 10-14 | E10-E20 | 3 |
| K560F-5 | 1825355    | 5 | 1/2" | 15-32 | E24     | 3 |

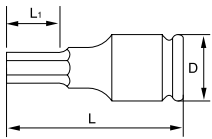


## 7993S

## SOCKET DRIVERS




- 1/2" hexagonal socket driver
- Finish: Black finish
- Material: High performance alloy steel
- To be used with machines. For maximum safety, use clamping springs



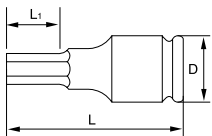
|           | <br>841334 |   |    | D<br>mm | L<br>mm | L1<br>mm | <br>g |
|-----------|------------|---|----|---------|---------|----------|-------|
| 7993S0050 | 5115070    | 1 | 5  | 25      | 44      | 8        | 65    |
| 7993S0060 | 5115094    | 1 | 6  | 25      | 44      | 9        | 65    |
| 7993S0080 | 5115117    | 1 | 8  | 25      | 44      | 12       | 65    |
| 7993S0100 | 5115131    | 1 | 10 | 25      | 47      | 16       | 65    |
| 7993S0120 | 5115155    | 1 | 12 | 30      | 50      | 18       | 140   |
| 7993S0140 | 5115179    | 1 | 14 | 30      | 50      | 21       | 140   |
| 7993S0170 | 5115193    | 1 | 17 | 30      | 50      | 26       | 140   |
| 7993S0190 | 5115216    | 1 | 19 | 30      | 50      | 26       | 140   |

## 7994S

## SOCKET DRIVERS



- 1/2" TORX® socket driver
- Finish: Black finish
- Material: High performance alloy steel
- To be used with machines. For maximum safety, use clamping springs




|           | <br>841334 |   |      | D<br>mm | L<br>mm | L1<br>mm | <br>g |
|-----------|------------|---|------|---------|---------|----------|-------|
| 7994S0300 | 5129305    | 1 | T-30 | 25      | 55      | 30       | 80    |
| 7994S0400 | 5129312    | 1 | T-40 | 25      | 55      | 30       | 80    |
| 7994S0450 | 5129329    | 1 | T-45 | 25      | 55      | 30       | 82    |
| 7994S0500 | 5129336    | 1 | T-50 | 25      | 55      | 30       | 84    |
| 7994S0550 | 5129343    | 1 | T-55 | 25      | 55      | 30       | 92    |
| 7994S0600 | 5129350    | 1 | T-60 | 25      | 55      | 30       | 98    |



**K8901M**

**SOCKETS METRIC**

- DIN 3129, ISO 2725
- Drive: 3/4" DIN 3121-H 20, ISO 1174
- Finish: Black finish
- Material: High performance alloy steel
- To be used with machines. For maximum safety, use clamping springs




|           | <br>731415 |   | <br>mm | L<br>mm | D1<br>mm | D2<br>mm |         | <br>g |
|-----------|------------|---|--------|---------|----------|----------|---------|-------|
| K8901M-17 | 1803155    | 1 | 17     | 51      | 30.0     | 44       | K560F-6 | 365   |
| K8901M-18 | 1844189    | 1 | 18     | 51      | 31.0     | 44       | K560F-6 | 365   |
| K8901M-19 | 1803162    | 1 | 19     | 51      | 32.5     | 44       | K560F-6 | 365   |
| K8901M-21 | 1803179    | 1 | 21     | 51      | 35.0     | 44       | K560F-6 | 370   |
| K8901M-22 | 1803186    | 1 | 22     | 51      | 36.0     | 44       | K560F-6 | 375   |
| K8901M-23 | 1803193    | 1 | 23     | 51      | 37.5     | 44       | K560F-6 | 375   |
| K8901M-24 | 1803209    | 1 | 24     | 51      | 38.5     | 44       | K560F-6 | 380   |
| K8901M-27 | 1803216    | 1 | 27     | 53      | 42.5     | 44       | K560F-6 | 395   |
| K8901M-28 | 1803223    | 1 | 28     | 53      | 44.0     | 44       | K560F-6 | 400   |
| K8901M-29 | 1803230    | 1 | 29     | 53      | 45.0     | 44       | K560F-6 | 410   |
| K8901M-30 | 1803247    | 1 | 30     | 53      | 46.0     | 44       | K560F-6 | 420   |
| K8901M-32 | 1803254    | 1 | 32     | 57      | 48.5     | 44       | K560F-6 | 425   |
| K8901M-33 | 1803261    | 1 | 33     | 57      | 50.0     | 44       | K560F-6 | 520   |
| K8901M-34 | 1803278    | 1 | 34     | 57      | 51.0     | 44       | K560F-6 | 520   |
| K8901M-36 | 1803285    | 1 | 36     | 57      | 53.5     | 44       | K560F-6 | 540   |
| K8901M-38 | 1803292    | 1 | 38     | 57      | 56.0     | 44       | K560F-6 | 590   |
| K8901M-41 | 1803308    | 1 | 41     | 58      | 60.0     | 44       | K560F-6 | 600   |
| K8901M-46 | 1803315    | 1 | 46     | 62      | 66.0     | 44       | K560F-6 | 690   |
| K8901M-50 | 1846398    | 1 | 50     | 68      | 71.0     | 44       | K560F-7 | 700   |
| K8901M-55 | 1846404    | 1 | 55     | 72      | 77.5     | 54       | K560F-7 | 750   |
| K8901M-60 | 1846411    | 1 | 60     | 72      | 83.5     | 54       | K560F-7 | 800   |

**K8901Z**

**SOCKETS INCH**

- DIN 3129, ISO 2725
- Drive: 3/4" DIN 3121-H 20, ISO 1174
- Finish: Black finish
- Material: High performance alloy steel
- To be used with machines. For maximum safety, use clamping springs



|                | <br>731415 |   | <br>"   | L<br>mm | D1<br>mm | D2<br>mm |         | <br>g |
|----------------|------------|---|---------|---------|----------|----------|---------|-------|
| K8901Z-3/4     | 1844202    | 1 | 3/4     | 50      | 33.0     | 44       | K560F-6 | 360   |
| K8901Z-13/16   | 1844226    | 1 | 13/16   | 50      | 35.0     | 44       | K560F-6 | 370   |
| K8901Z-7/8     | 1844301    | 1 | 7/8     | 50      | 37.0     | 44       | K560F-6 | 370   |
| K8901Z-15/16   | 1844745    | 1 | 15/16   | 50      | 39.0     | 44       | K560F-6 | 380   |
| K8901Z-1       | 1844752    | 1 | 1       | 50      | 41.0     | 44       | K560F-6 | 380   |
| K8901Z-1.1/16  | 1844769    | 1 | 1 1/16  | 50      | 43.0     | 44       | K560F-6 | 370   |
| K8901Z-1.1/8   | 1844776    | 1 | 1 1/8   | 50      | 45.0     | 44       | K560F-6 | 380   |
| K8901Z-1.1/4   | 1844783    | 1 | 1 1/4   | 53      | 49.0     | 44       | K560F-6 | 450   |
| K8901Z-1.5/16  | 1844790    | 1 | 1 5/16  | 56      | 50.0     | 44       | K560F-6 | 475   |
| K8901Z-1.3/8   | 1844806    | 1 | 1 3/8   | 56      | 53.5     | 44       | K560F-6 | 530   |
| K8901Z-1.7/16  | 1844813    | 1 | 1 7/16  | 56      | 53.5     | 44       | K560F-6 | 560   |
| K8901Z-1.1/2   | 1844820    | 1 | 1 1/2   | 58      | 55.0     | 44       | K560F-6 | 580   |
| K8901Z-1.5/8   | 1844837    | 1 | 1 5/8   | 58      | 61.0     | 44       | K560F-6 | 610   |
| K8901Z-1.3/4   | 1844844    | 1 | 1 3/4   | 63      | 65.0     | 44       | K560F-6 | 720   |
| K8901Z-1.15/16 | 0130290    | 1 | 1 15/16 | 68      | 70       | 44       | K560F-6 | 830   |
| K8901Z-2       | 0130306    | 1 | 2       | 68      | 71       | 44       | K560F-6 | 830   |
| K8901Z-2.1/16  | 0130313    | 1 | 2 1/16  | 71      | 73       | 54       | K560F-7 | 1020  |
| K8901Z-2.3/16  | 0130337    | 1 | 2 3/16  | 71      | 78       | 54       | K560F-7 | 1150  |
| K8901Z-2.1/4   | 0130344    | 1 | 2 1/4   | 73      | 80       | 54       | K560F-7 | 1230  |
| K8901Z-2.3/8   | 0130351    | 1 | 2 3/8   | 73      | 83       | 54       | K560F-7 | 1260  |





## K8906M

## SOCKETS METRIC, LONG



- Drive: 3/4" DIN 3121-H 20, ISO 1174
- Finish: Black finish
- Material: High performance alloy steel
- To be used with machines. For maximum safety, use clamping springs
- T = depth of the female hexagon



|           | <br>731415 |   | <br>mm | L<br>mm | D1<br>mm | D2<br>mm | T<br>mm |         | <br>g |
|-----------|------------|---|--------|---------|----------|----------|---------|---------|-------|
| K8906M-17 | 1803056    | 1 | 13     | 100     | 30.0     | 44       | 13      | K560F-6 | 910   |
| K8906M-19 | 1803063    | 1 | 19     | 100     | 32.5     | 44       | 14      | K560F-6 | 880   |
| K8906M-21 | 1844851    | 1 | 21     | 100     | 36.5     | 44       | 14      | K560F-6 | 845   |
| K8906M-22 | 1803070    | 1 | 22     | 100     | 36.5     | 44       | 16      | K560F-6 | 845   |
| K8906M-24 | 1803087    | 1 | 24     | 100     | 39.0     | 44       | 16      | K560F-6 | 700   |
| K8906M-27 | 1803094    | 1 | 27     | 100     | 43.0     | 44       | 18      | K560F-6 | 750   |
| K8906M-30 | 1803117    | 1 | 30     | 100     | 46.0     | 44       | 19      | K560F-6 | 770   |
| K8906M-32 | 1803124    | 1 | 32     | 100     | 49.0     | 44       | 22      | K560F-6 | 870   |
| K8906M-33 | 1844868    | 1 | 33     | 100     | 50.8     | 44       | 22      | K560F-6 | 990   |
| K8906M-34 | 1844875    | 1 | 34     | 100     | 50.8     | 44       | 22      | K560F-6 | 990   |
| K8906M-36 | 1803148    | 1 | 36     | 100     | 54.0     | 44       | 22      | K560F-6 | 1000  |
| K8906M-41 | 1845254    | 1 | 41     | 100     | 60.5     | 44       | 24      | K560F-6 | 1150  |

## K8906Z

## SOCKETS INCH, LONG



- DIN 3129, ISO 2725
- Drive: 3/4" DIN 3121-H 20, ISO 1174
- Finish: Black finish
- Material: High performance alloy steel
- To be used with machines. For maximum safety, use clamping springs
- T = depth of female hexagon




|               | <br>731415 |   | <br>"  | L<br>mm | D1<br>mm | D2<br>mm | T<br>mm |         | <br>g |
|---------------|------------|---|--------|---------|----------|----------|---------|---------|-------|
| K8906Z-3/4    | 0130399    | 1 | 3/4    | 90      | 32       | 41.4     | 26      | K560F-6 | 480   |
| K8906Z-13/16  | 0130405    | 1 | 13/16  | 90      | 35       | 41.4     | 26      | K560F-6 | 510   |
| K8906Z-7/8    | 0130412    | 1 | 7/8    | 90      | 36       | 41.4     | 26      | K560F-6 | 550   |
| K8906Z-15/16  | 0130429    | 1 | 15/16  | 90      | 38.5     | 41.4     | 26      | K560F-6 | 580   |
| K8906Z-1      | 0130436    | 1 | 1      | 90      | 40       | 41.4     | 26      | K560F-6 | 610   |
| K8906Z-1.1/16 | 0130443    | 1 | 1 1/16 | 90      | 42.5     | 44       | 28      | K560F-6 | 630   |
| K8906Z-1.1/8  | 0130450    | 1 | 1.1/8  | 90      | 44       | 44       | 28      | K560F-6 | 650   |
| K8906Z-1.1/4  | 0130474    | 1 | 1.1/4  | 90      | 48.5     | 44       | 28      | K560F-6 | 740   |
| K8906Z-1.5/16 | 0130481    | 1 | 1.5/16 | 90      | 50       | 44       | 30      | K560F-6 | 760   |
| K8906Z-1.3/8  | 0130498    | 1 | 1.3/8  | 90      | 52.5     | 44       | 30      | K560F-6 | 840   |
| K8906Z-1.7/16 | 0130504    | 1 | 1.7/16 | 90      | 53.5     | 44       | 30      | K560F-6 | 850   |
| K8906Z-1.1/2  | 0130511    | 1 | 1.1/2  | 90      | 56       | 44       | 34      | K560F-6 | 880   |
| K8906Z-1.5/8  | 0130535    | 1 | 1.5/8  | 90      | 60       | 44       | 34      | K560F-6 | 950   |
| K8906Z-1.3/4  | 0130559    | 1 | 1.3/4  | 90      | 64.5     | 44       | 34      | K560F-6 | 1040  |
| K8906Z-2      | 0130580    | 1 | 2      | 90      | 71       | 44       | 36      | K560F-6 | 1240  |



**K8901M/8**

**SOCKET SETS**




- Set of 3/4" impact sockets, in metric sizes
- DIN 3129, ISO 2725
- 3/4" DIN 3121-H 20, ISO 1174
- Finish: Black finish
- Material: High performance alloy steel
- To be used with machines. For maximum safety, use clamping springs
- In metal-sheet box



|  |            |   |             |       |
|--|------------|---|-------------|-------|
|  | <br>731415 |   | <br>mm      | <br>g |
| K8901M/8                                 | 0165032    | 1 | 110x250x125 | 4900  |
| K8901M 21, 22, 24, 27, 30, 32, 36, 41 mm |            |   |             |       |

**K8901Z/8**

**SOCKET SETS**




- Set of 3/4" impact sockets, in inches
- DIN 3129, ISO 2725
- 3/4" DIN 3121-H 20, ISO 1174
- Finish: Black finish
- Material: High performance alloy steel
- To be used with machines. For maximum safety, use clamping springs
- In metal-sheet box



|  |            |   |             |       |
|--|------------|---|-------------|-------|
|  | <br>731415 |   | <br>mm      | <br>g |
| K8901Z/8   | 0165049    | 1 | 110x250x125 | 4100  |
| K8901Z 1, 1.1/16, 1.1/8, 1.1/4, 1.5/16, 1.3/8, 1.7/16, 1.1/2 |            |   |             |       |

**K8906M/8**

**SOCKET SETS**



- Set of 3/4" deep impact sockets, in metric sizes
- 3/4" DIN 3121-H 20, ISO 1174
- Finish: Black finish
- Material: High performance alloy steel
- To be used with machines. For maximum safety, use clamping springs
- In metal-sheet box



|  |            |   |             |       |
|--|------------|---|-------------|-------|
|  | <br>731415 |   | <br>mm      | <br>g |
| K8906M/8                                 | 0165056    | 1 | 110x250x125 | 8330  |
| K8906M 21, 22, 24, 27, 30, 32, 36, 41 mm |            |   |             |       |



## K8906Z/8

### SOCKET SETS



- Set of 3/4" deep impact sockets, in inches
- 3/4" DIN 3121-H 20, ISO 1174
- Finish: Black finish
- Material: High performance alloy steel
- To be used with machines. For maximum safety, use clamping springs
- In metal-sheet box

|          |                   |   |                   |           |
|----------|-------------------|---|-------------------|-----------|
|          |                   |   |                   |           |
| K8906Z/8 | 731415<br>0165063 | 1 | 110x250x125<br>mm | 7360<br>g |

K8906Z 1, 1.1/16, 1.1/8, 1.1/4, 1.5/16, 1.3/8, 1.7/16, 1.1/2

## K8960F

### EXTENSIONS



- Drive: 3/4" DIN 3121H 20, ISO 1174
- Finish: Black finish
- Material: High performance alloy steel
- With through hole
- To be used with machines. For maximum safety, use clamping springs
- D2 = outside diameter of the female end

|          |                   |   |      |      |           |            |         |      |
|----------|-------------------|---|------|------|-----------|------------|---------|------|
|          |                   |   |      |      |           |            |         |      |
| K8960F-2 | 731415<br>1268138 | 1 | 3/4" | 3/4" | 175<br>mm | 44.0<br>mm | K560F-6 | 850  |
| K8960F-3 | 1268145           | 1 | 3/4" | 3/4" | 250       | 44.0       | K560F-6 | 1190 |

## K8967S

### BALL JOINT




- Drive: 3/4" DIN 3121-H 20 ISO 1174
- Finish: Black finish
- Material: High performance alloy steel
- Maximum angle 35°
- With through hole
- To be used with machines. For maximum safety, use clamping springs
- D2 = outside diameter of the female end

|        |                   |   |      |      |          |            |         |     |
|--------|-------------------|---|------|------|----------|------------|---------|-----|
|        |                   |   |      |      |          |            |         |     |
| K8967S | 731415<br>1268329 | 1 | 3/4" | 3/4" | 98<br>mm | 44.0<br>mm | K560F-6 | 670 |




**K8164F/K9564F**

**ADAPTORS**



K8164F




K9564F

- Drive: 3/4" DIN 3121-H 20 ISO 1174
- Finish: Black finish
- Material: High performance alloy steel
- With through hole
- To be used with machines. For maximum safety, use clamping springs
- D2 = outside diameter of the female end

|        |         |   |      |      |      | D2   |         |     |
|--------|---------|---|------|------|------|------|---------|-----|
|        | 731415  |   |      |      | mm   | mm   | K560F-6 | g   |
| K8164F | 1237554 | 1 | 1/2" | 3/4" | 56.0 | 44.0 | K560F-6 | 350 |
| K9564F | 1286026 | 1 | 1"   | 3/4" | 63.0 | 44.0 | K560F-6 | 410 |

**K8909H**

**ADAPTORS, BIT HOLDER**




- Drive 3/4" DIN 3121-H 20 ISO 1174
- Finish: Black finish
- Material: High performance alloy steel
- With bit holding locking system
- For screwdriver bits with 22 mm male hexagon drive

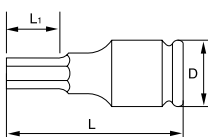
|          |         |   |       |      | L  | D1 | D2 |         |     |
|----------|---------|---|-------|------|----|----|----|---------|-----|
|          | 731415  |   |       |      | mm | mm | mm | K560F-6 | g   |
| K8909H-5 | 1619343 | 1 | 22 mm | 3/4" | 59 | 44 | 44 | K560F-6 | 380 |

**7993T**

**SOCKET DRIVERS**



- 3/4" hexagonal tip socket driver
- Finish: Black finish
- Material: High performance alloy steel
- To be used with machines. For maximum safety, use clamping springs




|           |         |   |    | D  | L  | L1 |     |
|-----------|---------|---|----|----|----|----|-----|
|           | 841334  |   |    | mm | mm | mm | g   |
| 7993T0120 | 5115230 | 1 | 12 | 38 | 67 | 18 | 280 |
| 7993T0140 | 5115254 | 1 | 14 | 38 | 67 | 21 | 280 |
| 7993T0170 | 5115278 | 1 | 17 | 38 | 67 | 26 | 280 |
| 7993T0190 | 5115292 | 1 | 19 | 44 | 67 | 26 | 450 |
| 7993T0220 | 5115315 | 1 | 22 | 44 | 71 | 26 | 460 |
| 7993T0240 | 5115339 | 1 | 24 | 44 | 71 | 26 | 500 |



## IMPACT TOOLS 3/4"

### K560F-6

### CLAMPING SPRINGS



- Safety clamping spring
- To be used in impact sockets and accessories
- Material: Spring steel


|         |            |   |      |       |   |
|---------|------------|---|------|-------|---|
|         | <br>731415 |   |      |       |   |
| K560F-6 | 1825362    | 5 | 3/4" | 17-46 | 6 |



## IMPACT TOOLS 1"

### K9501M

### SOCKETS METRIC



- DIN 3129, ISO 2725
- Drive: 1" DIN 3121-H 25 ISO 1174
- Finish: Black finish
- Material: High performance alloy steel
- To be used with machines. For maximum safety, use clamping springs




|           | <br>731415 |   | <br>mm | L<br>mm | D1<br>mm | D2<br>mm |         |      |
|-----------|------------|---|--------|---------|----------|----------|---------|------|
| K9501M-22 | 1844882    | 1 | 22     | 58      | 39       | 54       | K560F-7 | 500  |
| K9501M-24 | 1802677    | 1 | 24     | 58      | 42       | 54       | K560F-7 | 510  |
| K9501M-27 | 1802684    | 1 | 27     | 59      | 45.5     | 54       | K560F-7 | 655  |
| K9501M-30 | 1802714    | 1 | 30     | 64      | 49       | 54       | K560F-7 | 680  |
| K9501M-32 | 1802721    | 1 | 32     | 64      | 52       | 54       | K560F-7 | 690  |
| K9501M-33 | 1802738    | 1 | 33     | 62      | 53.0     | 54       | K560F-7 | 700  |
| K9501M-34 | 1802745    | 1 | 34     | 62      | 54.0     | 54       | K560F-7 | 700  |
| K9501M-36 | 1802752    | 1 | 36     | 66      | 57.0     | 54       | K560F-7 | 765  |
| K9501M-38 | 1802769    | 1 | 38     | 67      | 60.0     | 54       | K560F-7 | 810  |
| K9501M-41 | 1802776    | 1 | 41     | 69      | 63.0     | 54       | K560F-7 | 850  |
| K9501M-42 | 1802783    | 1 | 42     | 69      | 64.0     | 54       | K560F-7 | 865  |
| K9501M-46 | 1802790    | 1 | 46     | 75      | 69.5     | 54       | K560F-7 | 1000 |
| K9501M-50 | 1802806    | 1 | 50     | 81      | 74.0     | 54       | K560F-7 | 1250 |
| K9501M-55 | 1802813    | 1 | 55     | 86      | 79.5     | 54       | K560F-7 | 1550 |
| K9501M-60 | 1802820    | 1 | 60     | 90      | 86.0     | 54       | K560F-7 | 1650 |
| K9501M-65 | 1802837    | 1 | 65     | 94      | 90.5     | 54       | K560F-7 | 2000 |
| K9501M-70 | 1802844    | 1 | 70     | 98      | 98.0     | 54       | K560F-7 | 2150 |
| K9501M-75 | 1802851    | 1 | 75     | 98      | 100.0    | 86       | K560F-8 | 3350 |
| K9501M-80 | 1802868    | 1 | 80     | 99      | 105.0    | 86       | K560F-8 | 3750 |



**K9501Z**

**SOCKETS INCH**




- DIN 3129, ISO 2725
- Drive: 1" DIN 3121-H 25 ISO 1174
- Finish: Black finish
- Material: High performance alloy steel
- To be used with machines. For maximum safety, use clamping springs



|                | <br>731415 |   |         | L<br>mm | D1<br>mm | D2<br>mm |         |      |
|----------------|------------|---|---------|---------|----------|----------|---------|------|
| K9501Z-1       | 1844912    | 1 | 1       | 59      | 43.0     | 54       | K560F-7 | 600  |
| K9501Z-1.1/16  | 0130634    | 1 | 1 1/16  | 60      | 44.5     | 54       | K560F-7 | 540  |
| K9501Z-1.1/8   | 0130641    | 1 | 1 1/8   | 62      | 46       | 54       | K560F-7 | 660  |
| K9501Z-1.3/16  | 0130658    | 1 | 1 3/16  | 62      | 49       | 54       | K560F-7 | 680  |
| K9501Z-1.1/4   | 1844929    | 1 | 1 1/4   | 62      | 52.0     | 54       | K560F-7 | 640  |
| K9501Z-1.5/16  | 0130665    | 1 | 1 5/16  | 63      | 54       | 54       | K560F-7 | 710  |
| K9501Z-1.3/8   | 0130672    | 1 | 1 3/8   | 66      | 55       | 54       | K560F-7 | 720  |
| K9501Z-1.7/16  | 1844936    | 1 | 1 7/16  | 66      | 57.0     | 54       | K560F-7 | 680  |
| K9501Z-1.1/2   | 1844943    | 1 | 1 1/2   | 67      | 60.0     | 54       | K560F-7 | 790  |
| K9501Z-1.9/16  | 0130689    | 1 | 1 9/16  | 66      | 61       | 54       | K560F-7 | 800  |
| K9501Z-1.5/8   | 1844950    | 1 | 1 5/8   | 69      | 63.0     | 54       | K560F-7 | 830  |
| K9501Z-1.11/16 | 0130696    | 1 | 1 11/16 | 70      | 65       | 54       | K560F-7 | 910  |
| K9501Z-1.3/4   | 0130702    | 1 | 1 3/4   | 70      | 67.5     | 60.3     | K560F-7 | 1100 |
| K9501Z-1.13/16 | 1844967    | 1 | 1 13/16 | 75      | 69.5     | 54       | K560F-7 | 1140 |
| K9501Z-1.7/8   | 1844974    | 1 | 1 7/8   | 78      | 70.5     | 54       | K560F-7 | 1190 |
| K9501Z-1.15/16 | 0130719    | 1 | 1 5/16  | 58      | 40.5     | 60.3     | K560F-7 | 510  |
| K9501Z-2       | 0130726    | 1 | 2       | 76      | 74       | 60.3     | K560F-7 | 1400 |
| K9501Z-2.1/8   | 0130740    | 1 | 2 1/8   | 80      | 79       | 60.3     | K560F-7 | 1460 |
| K9501Z-2.3/16  | 0130757    | 1 | 2 3/16  | 84      | 80       | 60.3     | K560F-7 | 1630 |
| K9501Z-2.1/4   | 0130764    | 1 | 2 1/4   | 84      | 82.5     | 60.3     | K560F-7 | 1700 |
| K9501Z-2.5/16  | 0130771    | 1 | 2 5/16  | 84      | 84       | 60.3     | K560F-7 | 1780 |
| K9501Z-2.9/16  | 0130801    | 1 | 2 9/16  | 92      | 92.5     | 60.3     | K560F-7 | 2100 |
| K9501Z-2.3/4   | 0130832    | 1 | 2 3/4   | 96      | 99       | 60.3     | K560F-7 | 2440 |

**K9506M**

**SOCKETS METRIC, LONG**



- DIN 3129, ISO 2725
- Drive: 1" DIN 3121-H 25 ISO 1174
- Finish: Black finish
- Material: High performance alloy steel
- To be used with machines. For maximum safety, use clamping springs
- T = depth of female hexagon




|           | <br>731415 |   |    | L<br>mm | D1<br>mm | D2<br>mm | T<br>mm |         |      |
|-----------|------------|---|----|---------|----------|----------|---------|---------|------|
| K9506M-22 | 1844998    | 1 | 22 | 110     | 40.0     | 54       | 16      | K560F-7 | 1400 |
| K9506M-24 | 1802530    | 1 | 24 | 110     | 42.0     | 54       | 19      | K560F-7 | 1400 |
| K9506M-27 | 1802547    | 1 | 27 | 110     | 46.0     | 54       | 19      | K560F-7 | 1400 |
| K9506M-30 | 1802554    | 1 | 30 | 110     | 49.5     | 54       | 22      | K560F-7 | 1320 |
| K9506M-32 | 1802561    | 1 | 32 | 110     | 52.0     | 54       | 22      | K560F-7 | 1280 |
| K9506M-33 | 1802578    | 1 | 33 | 110     | 53.0     | 54       | 22      | K560F-7 | 1250 |
| K9506M-34 | 1845018    | 1 | 34 | 110     | 53.5     | 54       | 22      | K560F-7 | 1250 |
| K9506M-36 | 1802585    | 1 | 36 | 110     | 57.0     | 54       | 23      | K560F-7 | 1320 |
| K9506M-38 | 1802592    | 1 | 38 | 110     | 59.5     | 54       | 25      | K560F-7 | 1400 |
| K9506M-41 | 1802608    | 1 | 41 | 110     | 63.0     | 54       | 28      | K560F-7 | 1500 |
| K9506M-46 | 1802615    | 1 | 46 | 110     | 69.5     | 54       | 30      | K560F-7 | 1700 |
| K9506M-50 | 1802622    | 1 | 50 | 110     | 74.5     | 54       | 32      | K560F-7 | 1930 |
| K9506M-55 | 1802639    | 1 | 55 | 110     | 81.0     | 54       | 35      | K560F-7 | 2150 |
| K9506M-60 | 1802646    | 1 | 60 | 110     | 87.5     | 54       | 38      | K560F-7 | 2400 |



## K9506Z

### SOCKETS INCH, LONG




- DIN 3129, ISO 2725
- Drive: 1" DIN 3121-H 25 ISO 1174
- Finish: Black finish
- Material: High performance alloy steel
- To be used with machines. For maximum safety, use clamping springs
- T = depth of female hexagon



|                | <br>731415 |   |         | L<br>mm | D1<br>mm | D2<br>mm | T<br>mm |         |      |
|----------------|------------|---|---------|---------|----------|----------|---------|---------|------|
| K9506Z-1       | 0131686    | 1 | 1       | 108     | 42.5     | 54       | 30      | K560F-7 | 1060 |
| K9506Z-1.1/16  | 0131693    | 1 | 1 1/16  | 108     | 44.5     | 54       | 30      | K560F-7 | 1120 |
| K9506Z-1.3/16  | 0131716    | 1 | 1 3/16  | 108     | 49       | 54       | 30      | K560F-7 | 1200 |
| K9506Z-1.1/4   | 0131723    | 1 | 1 1/4   | 108     | 51.5     | 54       | 30      | K560F-7 | 1220 |
| K9506Z-1.7/16  | 0131754    | 1 | 1 7/16  | 108     | 56.5     | 54       | 35      | K560F-7 | 1280 |
| K9506Z-1.1/2   | 0131761    | 1 | 1 1/2   | 108     | 59       | 54       | 35      | K560F-7 | 1330 |
| K9506Z-1.5/8   | 0131785    | 1 | 1 5/8   | 108     | 62.5     | 54       | 38      | K560F-7 | 1470 |
| K9506Z-1.13/16 | 0131808    | 1 | 1 13/16 | 108     | 69       | 60.3     | 42      | K560F-7 | 1640 |
| K9506Z-1.7/8   | 0131815    | 1 | 1 7/8   | 108     | 70       | 60.3     | 42      | K560F-7 | 1680 |

## K9560G

### EXTENSIONS




- Drive: 1" DIN 3121 - F 25/ISO 1174
- Finish: Black finish
- Material: High performance alloy steel
- With through hole
- To be used with machines. For maximum safety, use clamping springs
- D2 = outside diameter of the female end

|          | <br>731415 |   |    |    | <br>mm | D2<br>mm |         |      |
|----------|------------|---|----|----|--------|----------|---------|------|
| K9560G-1 | 1285944    | 1 | 1" | 1" | 125    | 53       | K560F-7 | 1085 |
| K9560G-2 | 1285951    | 1 | 1" | 1" | 175    | 53       | K560F-7 | 1400 |
| K9560G-3 | 1285968    | 1 | 1" | 1" | 325    | 53       | K560F-7 | 2395 |
| K9560G-4 | 0133970    | 6 | 1  | 1  | 300    | 54       | K560F-7 | 2300 |
| K9560G-5 | 0133987    | 1 | 1  | 1  | 400    | 54       | K560F-7 | 3000 |

## K9567S

### BALL JOINT




- Drive: 1" DIN 3121-H 25, ISO 1174
- Finish: Black finish
- Material: High performance alloy steel
- With spring loaded pin, maximum angle 35°
- To be used with machines. For maximum safety, use clamping springs
- D2 = outside diameter of the female end

|        | <br>731415 |   |    |    | <br>mm | D2<br>mm |         |      |
|--------|------------|---|----|----|--------|----------|---------|------|
| K9567S | 1286095    | 1 | 1" | 1" | 124    | 64       | K560F-7 | 1426 |



**K8964G/K9895G**

**ADAPTORS**




- Drive: 1" DIN 3121-H 25, ISO 1174
- Finish: Black finish
- Material: High performance alloy steel
- With through hole
- To be used with machines. For maximum safety, use clamping springs
- D2 = outside diameter of the female end

|        | <br>731415 |   |        |    | <br>mm | D2<br>mm |         | <br>g |
|--------|------------|---|--------|----|--------|----------|---------|-------|
| K8964G | 1268268    | 1 | 3/4"   | 1" | 75     | 54       | K560F-7 | 620   |
| K9895G | 0133949    | 1 | 1 1/2" | 1" | 81     | 54       | K560F-7 | 1000  |

**K9509H5**

**ADAPTORS, BIT HOLDER**




- Drive 1" DIN 3121-H 25 ISO 1174
- Finish: Black finish
- Material: High performance alloy steel
- With bit holding locking screw
- For screwdriver bits with 22 mm male hexagon drive



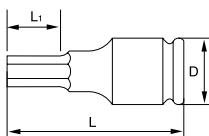
|         | <br>731415 |   |       |    | L<br>mm | D1<br>mm | D2<br>mm |         | <br>g |
|---------|------------|---|-------|----|---------|----------|----------|---------|-------|
| K9509H5 | 1619428    | 1 | 22 mm | 1" | 70      | 46       | 54       | K560F-7 | 1050  |

**7993M**

**SOCKET DRIVER**



- 1" hexagonal tip socket driver
- Finish: Black finish
- Material: High performance alloy steel
- To be used with machines. For maximum safety, use clamping springs



|           | <br>841334 |   |    | D<br>mm | L<br>mm | L1<br>mm | <br>g |
|-----------|------------|---|----|---------|---------|----------|-------|
| 7993M0170 | 5115353    | 1 | 17 | 54      | 74      | 26       | 680   |
| 7993M0190 | 5115377    | 1 | 19 | 54      | 74      | 26       | 700   |
| 7993M0220 | 5115391    | 1 | 22 | 54      | 78      | 26       | 730   |
| 7993M0270 | 5115414    | 1 | 27 | 54      | 78      | 26       | 790   |





## IMPACT TOOLS 1"

### K8909ML/K9509ML




### SCREWDRIVER BITS FOR HEXAGON METRIC SOCKET HEAD SCREWS

- Finish: Steel-grey, greased
- With 22 mm male hexagon drive
- Bit holding: Locking screw
- Suitable adaptors K8909H-5, K9509H5

|            | <br>731415 |   |    |    |     |
|------------|------------|---|----|----|-----|
| K8909ML-12 | 1232863    | 1 | 12 | 40 | 53  |
| K8909ML-14 | 1232870    | 1 | 14 | 40 | 60  |
| K8909ML-17 | 1232887    | 1 | 17 | 40 | 70  |
| K9509ML-19 | 1618964    | 1 | 19 | 50 | 117 |
| K9509ML-22 | 1619183    | 1 | 22 | 50 | 136 |
| K9509ML-24 | 1619268    | 1 | 24 | 50 | 146 |

### K560F-7/8



### CLAMPING SPRINGS

- Safety clamping spring
- To be used in impact sockets and accessories
- Material: Spring steel

|         | <br>731415 |   |            |               |    |
|---------|------------|---|------------|---------------|----|
| K560F-7 | 1825379    | 5 | 1"         | 19-70         | 9  |
| K560F-8 | 1825508    | 5 | 1 & 1 1/2" | 75-80 & 46-90 | 13 |












## K9801M

## SOCKETS METRIC



- DIN 3129, ISO 2725
- Drive: 1.1/2" DIN 3121-H40, ISO1174
- Black finish
- Material: High performance alloy steel
- To be used with machines. For maximum safety, use clamping springs

|  | <br>731415 |  | <br>mm | <br>mm | <br>mm | <br>mm |  | <br>g |
|---|---|---|--|---|---|---|---|--|
| K9801M-46   | 1845056   | 1   | 46   | 80  | 76.3  | 86  | K560F-8   | 2280   |
| K9801M-50   | 1845063   | 1   | 50   | 82  | 81.5  | 86  | K560F-8   | 2360   |
| K9801M-55   | 1845070   | 1   | 55   | 82  | 87.4  | 86  | K560F-8   | 2370   |
| K9801M-60   | 1845087   | 1   | 60   | 91  | 93.6  | 86  | K560F-8   | 3000   |
| K9801M-65   | 1845094   | 1   | 65   | 95  | 99.8  | 86  | K560F-8   | 3530   |
| K9801M-70   | 1845100   | 1   | 70   | 100   | 105.5   | 86  | K560F-8   | 3710   |
| K9801M-75   | 1845117   | 1   | 75   | 105   | 112.0   | 86  | K560F-8   | 3800   |
| K9801M-80   | 1845124   | 1   | 80   | 110   | 117.5   | 86  | K560F-8   | 4450   |
| K9801M-85   | 1845131   | 1   | 85   | 120   | 124.8   | 86  | K560F-8   | 5440   |
| K9801M-90   | 1845148   | 1   | 90   | 120   | 130.0   | 86  | K560F-8   | 5600   |
| K9801M-95   | 1845155   | 1   | 95   | 125   | 136.5   | 127   | K560F-9   | 8100   |
| K9801M-100  | 1845162   | 1   | 100  | 125   | 143.7   | 127   | K560F-9   | 8600   |
| K9801M-105  | 1845179   | 1   | 105  | 130   | 147.6   | 127   | K560F-9   | 9200   |
| K9801M-110  | 1845186   | 1   | 110  | 130   | 153.2   | 127   | K560F-9   | 1000   |
| K9801M-115  | 1845193   | 1   | 115  | 140   | 158.8   | 127   | K560F-9   | 10800  |
| K9801M-120  | 1845209   | 1   | 120  | 140   | 166.7   | 127   | K560F-9   | 12100  |
| K9801M-125  | 0167159   | 1   | 125  | 165.1   | 170.1   | 82.6  | K560F-8   | 13610  |
| K9801M-130  | 0167166   | 1   | 130  | 165.1   | 176.0   | 82.6  | K560F-8   | 14590  |
| K9801M-135  | 0167173   | 1   | 135  | 171.5   | 181.9   | 82.6  | K560F-8   | 16170  |
| K9801M-140  | 0167180   | 1   | 140  | 177.8   | 187.7   | 82.6  | K560F-8   | 17860  |
| K9801M-145  | 0167197   | 1   | 145  | 184.2   | 193.7   | 82.6  | K560F-8   | 18800  |
| K9801M-150  | 0167203   | 1   | 150  | 184.2   | 199.5   | 82.6  | K560F-8   | 19120  |
| K9801M-155  | 0167210   | 1   | 155  | 190.5   | 205.5   | 82.6  | K560F-8   | 19470  |



## K9801Z

## SOCKETS INCH


- DIN 3129, ISO 2725
- Drive: 1.1/2" DIN 3121-H40, ISO1174
- Black finish
- Material: High performance alloy steel
- To be used with machines. For maximum safety, use clamping springs
- Manufactured on demand

|                | <br>731415 |   |         | L<br>mm | D1<br>mm | D2<br>mm |         |       |
|----------------|------------|---|---------|---------|----------|----------|---------|-------|
| K9801Z-1.3/8   | 0131952    | 1 | 1 3/8   | 69.9    | 63.8     | 82.6     | K560F-8 | 2060  |
| K9801Z-1.7/16  | 0131969    | 1 | 1 7/16  | 76.2    | 65.7     | 82.6     | K560F-8 | 2030  |
| K9801Z-1.1/2   | 0131976    | 1 | 1 1/2   | 79.4    | 67.6     | 82.6     | K560F-8 | 2000  |
| K9801Z-1.9/16  | 0131983    | 1 | 1 9/16  | 79.4    | 69.3     | 82.6     | K560F-8 | 1970  |
| K9801Z-1.5/8   | 0131990    | 1 | 1 5/8   | 82.6    | 71.2     | 82.6     | K560F-8 | 1960  |
| K9801Z-1.11/16 | 0132003    | 1 | 1 11/16 | 82.6    | 73.2     | 82.6     | K560F-8 | 1980  |
| K9801Z-1.3/4   | 0132010    | 1 | 1 3/4   | 85.7    | 75.1     | 82.6     | K560F-8 | 2250  |
| K9801Z-1.13/16 | 0132027    | 1 | 1 13/16 | 85.7    | 76.8     | 82.6     | K560F-8 | 2200  |
| K9801Z-1.7/8   | 0132034    | 1 | 1 7/8   | 88.9    | 78.7     | 82.6     | K560F-8 | 2320  |
| K9801Z-1.15/16 | 0132041    | 1 | 1 15/16 | 88.9    | 80.6     | 82.6     | K560F-8 | 2490  |
| K9801Z-2       | 0132058    | 1 | 2       | 88.9    | 82.6     | 82.6     | K560F-8 | 2800  |
| K9801Z-2.1/16  | 0132065    | 1 | 2 1/16  | 92.1    | 84.8     | 82.6     | K560F-8 | 2740  |
| K9801Z-2.1/8   | 0132072    | 1 | 2 1/8   | 95.3    | 86.2     | 82.6     | K560F-8 | 2680  |
| K9801Z-2.3/16  | 0132089    | 1 | 2 3/16  | 95.3    | 88.1     | 82.6     | K560F-8 | 2630  |
| K9801Z-2.1/4   | 0132096    | 1 | 2 1/4   | 95.3    | 90.0     | 82.6     | K560F-8 | 3240  |
| K9801Z-2.5/16  | 0132102    | 1 | 2 5/16  | 98.4    | 91.8     | 82.6     | K560F-8 | 3170  |
| K9801Z-2.3/8   | 0132119    | 1 | 2 3/8   | 98.4    | 93.7     | 82.6     | K560F-8 | 3600  |
| K9801Z-2.7/16  | 0132126    | 1 | 2 7/16  | 101.6   | 95.6     | 82.6     | K560F-8 | 3520  |
| K9801Z-2.1/2   | 0132133    | 1 | 2 1/2   | 101.6   | 97.5     | 82.6     | K560F-8 | 3460  |
| K9801Z-2.9/16  | 0132140    | 1 | 2 9/16  | 104.8   | 99.3     | 82.6     | K560F-8 | 3430  |
| K9801Z-2.5/8   | 0132157    | 1 | 2 5/8   | 104.8   | 101.2    | 82.6     | K560F-8 | 3880  |
| K9801Z-2.11/16 | 0132164    | 1 | 2 11/16 | 108.0   | 103.1    | 82.6     | K560F-8 | 4030  |
| K9801Z-2.3/4   | 0132171    | 1 | 2 3/4   | 111.1   | 105.0    | 82.6     | K560F-8 | 4010  |
| K9801Z-2.13/16 | 0132188    | 1 | 2 13/16 | 111.1   | 106.8    | 82.6     | K560F-8 | 4420  |
| K9801Z-2.7/8   | 0132195    | 1 | 2 7/8   | 111.1   | 108.7    | 82.6     | K560F-8 | 4500  |
| K9801Z-2.15/16 | 0132201    | 1 | 2 15/16 | 114.3   | 110.6    | 82.6     | K560F-8 | 4580  |
| K9801Z-3       | 0132218    | 1 | 3       | 114.3   | 112.5    | 82.6     | K560F-8 | 4660  |
| K9801Z-3.1/16  | 0132225    | 1 | 3 1/16  | 117.5   | 114.3    | 82.6     | K560F-8 | 5310  |
| K9801Z-3.1/8   | 0132232    | 1 | 3 1/8   | 117.5   | 116.2    | 82.6     | K560F-8 | 5720  |
| K9801Z-3.1/4   | 0132249    | 1 | 3 1/4   | 120.7   | 120.0    | 82.6     | K560F-8 | 5580  |
| K9801Z-3.5/16  | 0132256    | 1 | 3 5/16  | 123.8   | 121.8    | 82.6     | K560F-8 | 6220  |
| K9801Z-3.3/8   | 0132263    | 1 | 3 3/8   | 123.8   | 123.7    | 82.6     | K560F-8 | 5870  |
| K9801Z-3.7/16  | 0132270    | 1 | 3 7/16  | 123.8   | 125.6    | 82.6     | K560F-8 | 6290  |
| K9801Z-3.1/2   | 0132287    | 1 | 3 1/2   | 127     | 127.5    | 82.6     | K560F-8 | 6640  |
| K9801Z-3.9/16  | 0132294    | 1 | 3 9/16  | 127     | 129.3    | 82.3     | K560F-8 | 6510  |
| K9801Z-3.5/8   | 0132300    | 1 | 3 5/8   | 130.2   | 131.2    | 82.6     | K560F-8 | 6380  |
| K9801Z-3.11/16 | 0132317    | 1 | 3 11/16 | 130.2   | 133.1    | 82.6     | K560F-8 | 6950  |
| K9801Z-3.3/4   | 0132324    | 1 | 3 3/4   | 133.4   | 135.0    | 82.3     | K560F-8 | 7440  |
| K9801Z-3.13/16 | 0132331    | 1 | 3 13/16 | 133.4   | 136.8    | 82.6     | K560F-8 | 7260  |
| K9801Z-3.7/8   | 0132348    | 1 | 3 7/8   | 136.5   | 138.7    | 82.6     | K560F-8 | 7650  |
| K9801Z-3.15/16 | 0132355    | 1 | 3 15/16 | 136.5   | 140.6    | 82.6     | K560F-8 | 7870  |
| K9801Z-4       | 0132362    | 1 | 4       | 136.5   | 142.5    | 82.6     | K560F-8 | 8430  |
| K9801Z-4.1/16  | 0132379    | 1 | 4 1/16  | 142.9   | 144.3    | 82.6     | K560F-8 | 8700  |
| K9801Z-4.1/8   | 0132386    | 1 | 4 1/8   | 142.9   | 146.2    | 82.6     | K560F-8 | 8830  |
| K9801Z-4.1/4   | 0132393    | 1 | 4 1/4   | 146.1   | 150.0    | 82.6     | K560F-8 | 9690  |
| K9801Z-4.5/16  | 0132409    | 1 | 4 5/16  | 146.1   | 151.8    | 82.6     | K560F-8 | 11000 |
| K9801Z-4.3/8   | 0132416    | 1 | 4 3/8   | 146.1   | 153.7    | 82.6     | K560F-9 | 10800 |
| K9801Z-4.7/16  | 0132423    | 1 | 4 7/16  | 149.2   | 155.6    | 82.6     | K560F-8 | 10570 |
| K9801Z-4.1/2   | 0132430    | 1 | 4 1/2   | 152.4   | 157.5    | 82.6     | K560F-8 | 10830 |
| K9801Z-4.5/8   | 0132447    | 1 | 4 5/8   | 155.6   | 161.2    | 82.6     | K560F-8 | 12420 |
| K9801Z-4.3/4   | 0132454    | 1 | 4 3/4   | 155.6   | 165.0    | 82.6     | K560F-8 | 12370 |



**K9806M**

**SOCKETS METRIC, LONG**



- DIN 3129, ISO 2725
- Drive: 1.1/2" DIN 3121-H 40, ISO1174
- Black finish
- Material: High performance alloy steel
- To be used with machines. For maximum safety, use clamping springs
- T = depth of female hexagon
- Manufactured on demand

|            | <br>731415 |   | <br>mm | L<br>mm | D1<br>mm | D2<br>mm | T<br>mm |         | <br>g |
|------------|------------|---|--------|---------|----------|----------|---------|---------|-------|
| K9806M-41  | 0130986    | 1 | 41     | 114.3   | 71.0     | 82.6     | 27.4    | K560F-8 | 2640  |
| K9806M-46  | 0130993    | 1 | 46     | 120.7   | 76.8     | 82.6     | 30.6    | K560F-8 | 3110  |
| K9806M-50  | 0131006    | 1 | 50     | 127.0   | 81.5     | 82.6     | 33.1    | K560F-8 | 3480  |
| K9806M-55  | 0131013    | 1 | 55     | 127.0   | 87.5     | 82.6     | 36.3    | K560F-8 | 3950  |
| K9806M-60  | 0131020    | 1 | 60     | 133.4   | 93.3     | 82.6     | 39.5    | K560F-8 | 4420  |
| K9806M-65  | 0131037    | 1 | 65     | 139.7   | 99.3     | 82.6     | 42.7    | K560F-8 | 4890  |
| K9806M-70  | 0131044    | 1 | 70     | 146.1   | 105.2    | 82.6     | 45.9    | K560F-8 | 5350  |
| K9806M-75  | 0131051    | 1 | 75     | 152.4   | 111.1    | 82.6     | 49.1    | K560F-8 | 5580  |
| K9806M-80  | 0131068    | 1 | 80     | 158.8   | 117.0    | 82.6     | 52.3    | K560F-8 | 7240  |
| K9806M-85  | 0131075    | 1 | 85     | 165.1   | 122.8    | 82.6     | 55.5    | K560F-8 | 7830  |
| K9806M-90  | 0131082    | 1 | 90     | 171.5   | 128.8    | 82.6     | 58.7    | K560F-8 | 9070  |
| K9806M-95  | 0131099    | 1 | 95     | 177.8   | 134.6    | 82.6     | 61.9    | K560F-8 | 9980  |
| K9806M-100 | 0131105    | 1 | 100    | 184.2   | 140.6    | 82.6     | 65.1    | K560F-8 | 10910 |
| K9806M-105 | 0131112    | 1 | 105    | 190.5   | 146.4    | 82.6     | 68.3    | K560F-8 | 11820 |
| K9806M-110 | 0131129    | 1 | 110    | 196.9   | 152.4    | 82.6     | 71.5    | K560F-8 | 12740 |
| K9806M-115 | 0131136    | 1 | 115    | 203.2   | 158.2    | 82.6     | 74.7    | K560F-8 | 13650 |
| K9806M-120 | 0131143    | 1 | 120    | 209.6   | 164.2    | 82.6     | 77.9    | K560F-8 | 14580 |



## K9806Z

## SOCKETS INCH, LONG



- DIN 3129, ISO 2725
- Drive: 1.1/2" DIN 3121-H 40, ISO1174
- Black finish
- Material: High performance alloy steel
- To be used with machines. For maximum safety, use clamping springs
- T = depth of female hexagon
- Manufactured on demand

|                | <br>731415 |   |         | L<br>mm | D1<br>mm | D2<br>mm | T<br>mm |         |       |
|----------------|------------|---|---------|---------|----------|----------|---------|---------|-------|
| K9806Z-1.3/8   | 0131150    | 1 | 1 3/8   | 104.8   | 63.8     | 82.6     | 23.5    | K560F-8 | 2870  |
| K9806Z-1.7/16  | 0131167    | 1 | 1 7/16  | 104.8   | 65.7     | 82.6     | 24.5    | K560F-8 | 2820  |
| K9806Z-1.1/2   | 0131174    | 1 | 1 1/2   | 108.0   | 67.6     | 82.6     | 25.5    | K560F-8 | 2770  |
| K9806Z-1.5/8   | 0131181    | 1 | 1 5/8   | 111.1   | 71.2     | 82.6     | 27.6    | K560F-8 | 2820  |
| K9806Z-1.11/16 | 0131198    | 1 | 1 11/16 | 114.3   | 73.2     | 82.6     | 28.6    | K560F-8 | 2900  |
| K9806Z-2       | 0131204    | 1 | 2       | 123.8   | 82.6     | 82.6     | 33.7    | K560F-8 | 3540  |
| K9806Z-2.1/16  | 0131211    | 1 | 2 1/16  | 123.8   | 84.8     | 82.6     | 34.7    | K560F-8 | 3530  |
| K9806Z-2.3/16  | 0131228    | 1 | 2 3/16  | 130.2   | 88.1     | 82.6     | 36.7    | K560F-8 | 3780  |
| K9806Z-2.1/4   | 0131235    | 1 | 2 1/4   | 130.2   | 90.0     | 82.6     | 37.7    | K560F-8 | 4030  |
| K9806Z-2.5/16  | 0131242    | 1 | 2 5/16  | 133.4   | 91.8     | 82.6     | 38.7    | K560F-8 | 4120  |
| K9806Z-2.3/8   | 0131259    | 1 | 2 3/8   | 133.4   | 93.7     | 82.6     | 39.8    | K560F-8 | 4300  |
| K9806Z-2.7/16  | 0131266    | 1 | 2 7/16  | 136.5   | 95.6     | 82.6     | 40.8    | K560F-8 | 4380  |
| K9806Z-2.1/2   | 0131273    | 1 | 2 1/2   | 139.7   | 97.5     | 82.6     | 41.8    | K560F-8 | 4590  |
| K9806Z-2.9/16  | 0131280    | 1 | 2 9/16  | 139.7   | 99.3     | 82.6     | 42.8    | K560F-8 | 4770  |
| K9806Z-2.5/8   | 0131297    | 1 | 2 5/8   | 142.9   | 101.2    | 82.6     | 43.8    | K560F-8 | 4970  |
| K9806Z-2.11/16 | 0131303    | 1 | 2 11/16 | 142.9   | 103.1    | 82.6     | 44.8    | K560F-8 | 5170  |
| K9806Z-2.3/4   | 0131310    | 1 | 2 3/4   | 146.1   | 105.0    | 82.6     | 45.8    | K560F-8 | 5250  |
| K9806Z-2.13/16 | 0131327    | 1 | 2 13/16 | 149.2   | 106.8    | 82.6     | 46.9    | K560F-8 | 5730  |
| K9806Z-2.7/8   | 0131334    | 1 | 2 7/8   | 149.2   | 108.7    | 82.6     | 47.9    | K560F-8 | 5820  |
| K9806Z-2.15/16 | 0131341    | 1 | 2 15/16 | 152.4   | 110.6    | 82.6     | 48.9    | K560F-8 | 5920  |
| K9806Z-3       | 0131358    | 1 | 3       | 152.4   | 112.5    | 82.6     | 49.9    | K560F-8 | 6300  |
| K9806Z-3.1/16  | 0131365    | 1 | 3 1/16  | 155.6   | 114.3    | 82.6     | 50.9    | K560F-8 | 6680  |
| K9806Z-3.1/8   | 0131372    | 1 | 3 1/8   | 158.8   | 116.2    | 82.6     | 51.9    | K560F-8 | 6780  |
| K9806Z-3.3/16  | 0131389    | 1 | 3 3/16  | 158.8   | 118.1    | 82.6     | 53.0    | K560F-8 | 7190  |
| K9806Z-3.1/4   | 0131396    | 1 | 3 1/4   | 161.9   | 120.0    | 82.6     | 54.0    | K560F-8 | 7460  |
| K9806Z-3.5/16  | 0131402    | 1 | 3 5/16  | 161.9   | 121.8    | 82.6     | 55.0    | K560F-8 | 7580  |
| K9806Z-3.3/8   | 0131419    | 1 | 3 3/8   | 165.1   | 123.7    | 82.6     | 56.0    | K560F-8 | 7860  |
| K9806Z-3.7/16  | 0131426    | 1 | 3 7/16  | 168.3   | 125.6    | 82.6     | 57.0    | K560F-8 | 8310  |
| K9806Z-3.1/2   | 0131433    | 1 | 3 1/2   | 168.3   | 127.5    | 82.6     | 58.0    | K560F-8 | 8450  |
| K9806Z-3.9/16  | 0131440    | 1 | 3 9/16  | 171.5   | 129.3    | 82.6     | 59.1    | K560F-8 | 8740  |
| K9806Z-3.5/8   | 0131457    | 1 | 3 5/8   | 171.5   | 131.2    | 82.6     | 60.1    | K560F-8 | 9420  |
| K9806Z-3.11/16 | 0131464    | 1 | 3 11/16 | 174.6   | 133.1    | 82.6     | 61.1    | K560F-8 | 9560  |
| K9806Z-3.3/4   | 0131471    | 1 | 3 3/4   | 177.8   | 135.0    | 82.6     | 62.1    | K560F-8 | 9710  |
| K9806Z-3.13/16 | 0131488    | 1 | 3 13/16 | 177.8   | 136.8    | 82.6     | 63.1    | K560F-8 | 10210 |
| K9806Z-3.7/8   | 0131495    | 1 | 3 7/8   | 181.0   | 138.7    | 82.6     | 64.1    | K560F-8 | 10560 |
| K9806Z-3.15/16 | 0131501    | 1 | 3 15/16 | 181.0   | 140.6    | 82.6     | 65.2    | K560F-8 | 11130 |
| K9806Z-4       | 0131518    | 1 | 4       | 184.2   | 142.5    | 82.6     | 66.2    | K560F-8 | 11290 |
| K9806Z-4.1/16  | 0131525    | 1 | 4 1/16  | 187.3   | 144.3    | 82.6     | 67.2    | K560F-8 | 12080 |
| K9806Z-4.1/8   | 0131532    | 1 | 4 1/8   | 187.3   | 146.2    | 82.6     | 68.2    | K560F-8 | 12240 |
| K9806Z-4.1/4   | 0131549    | 1 | 4 1/4   | 190.5   | 150.0    | 82.6     | 70.2    | K560F-8 | 13260 |
| K9806Z-4.5/16  | 0131556    | 1 | 4 5/16  | 193.7   | 151.8    | 82.6     | 71.2    | K560F-8 | 15120 |
| K9806Z-4.3/8   | 0131563    | 1 | 4 3/8   | 196.9   | 153.7    | 82.6     | 72.3    | K560F-8 | 14830 |
| K9806Z-4.1/2   | 0131570    | 1 | 4 1/2   | 200.0   | 157.5    | 82.6     | 74.3    | K560F-8 | 14680 |
| K9806Z-4.5/8   | 0131587    | 1 | 4 5/8   | 203.2   | 161.2    | 82.6     | 76.3    | K560F-8 | 15360 |
| K9806Z-4.3/4   | 0131594    | 1 | 4 3/4   | 206.4   | 165.0    | 82.6     | 78.4    | K560F-8 | 15500 |



**K9860H**

**SOCKETS EXTENSIONS**




- DIN 3129, ISO 2725
- Drive: 1.1/2" DIN 3121, ISO1174
- Black finish
- Material: High performance alloy steel
- With through hole
- To be used with machines. For maximum safety, use clamping springs
- D2 = outside diameter of the female end

|          | <br>731415 |   |        |        | <br>mm | D2<br>mm |         | <br>g |
|----------|------------|---|--------|--------|--------|----------|---------|-------|
| K9860H-1 | 0133994    | 1 | 1.1/2" | 1.1/2" | 200    | 86       | K560F-8 | 4.080 |
| K9860H-2 | 0134007    | 1 | 1.1/2" | 1.1/2" | 300    | 86       | K560F-8 | 6.120 |
| K9860H-3 | 0134014    | 1 | 1.1/2" | 1.1/2" | 400    | 86       | K560F-8 | 8.160 |

**K9867S**

**BALL JOINT**



- DIN 3129, ISO 2725
- Drive: 1.1/2" DIN 3121, ISO1174
- Black finish
- Material: High performance alloy steel, ideal for impact use
- Maximum angle 35°
- To be used with machines. For maximum safety, use clamping springs
- D2 = outside diameter of the female end


|        | <br>731415 |   |       |       | <br>mm | D2<br>mm |         | <br>g |
|--------|------------|---|-------|-------|--------|----------|---------|-------|
| K9867S | 0133932    | 1 | 1 1/2 | 1 1/2 | 154.2  | 88.9     | K560F-8 | 4050  |



## IMPACT TOOLS 1 1/2"

### K9598H/K9998H

### ACCESSORIES 1 1/2"




- DIN 3129, ISO 2725
- Drive: 1.1/2" DIN 3121, ISO1174
- Black finish
- Material: High performance alloy steel
- With through hole
- To be used with machines. For maximum safety, use clamping springs
- D2 = outside diameter of the female end
- Warning: The torque to be applied should be limited to the smallest drive

|        | <br>731415 |   |       |       | <br>mm | D2<br>mm |         | <br>g |
|--------|------------|---|-------|-------|--------|----------|---------|-------|
| K9598H | 0133956    | 1 | 1     | 1 1/2 | 105    | 86       | K560F-8 | 2700  |
| K9998H | 0133963    | 1 | 2 1/2 | 1 1/2 | 120.7  | 82.6     | K560F-8 | 3920  |
| K9899H | 0166763    | 1 | 1 1/2 | 2 1/2 | 162.1  | 127.0    | K560F-9 | 8290  |

### K560F-9

### CLAMPING SPRINGS



- Safety clamping spring
- To be used in impact sockets and accessories
- Material: Spring steel

|         | <br>731415 |   |        | <br>mm | <br>g |
|---------|------------|---|--------|--------|-------|
| K560F-9 | 1846688    | 5 | 1 1/2" | 95-120 | 15    |



## 63D/PH



### BITS FOR PHILLIPS SCREWS, 25 MM

- Drive: 1/4" DIN 3126-C 6,3, ISO 1173
- Finish: Gold coloured diamond coating
- Material: High performance alloy steel
- Application: High performance in any application
- Minimises the cam-out effect reducing "down-time"
- Reduces wear of bit and screw
- Torsion zone that absorbs torque peaks avoiding premature wear and tear and improving service life
- In plastic box of 5 pcs

|         | <br>731415 |   |   | <br>L<br>mm | <br>g |
|---------|------------|---|---|-------------|-------|
| 63D/PH1 | 0198917    | 5 | 1 | 25          | 5     |
| 63D/PH2 | 0198931    | 5 | 2 | 25          | 5     |
| 63D/PH3 | 0198948    | 5 | 3 | 25          | 5     |

## 63D/PH 2P



### BITS FOR PHILLIPS SCREWS, 25 MM

- Drive: 1/4" DIN 3126-C 6,3, ISO 1173
- Finish: Gold coloured diamond coating
- Material: High performance alloy steel
- Application: High performance in any application
- Minimises the cam-out effect reducing "down-time"
- Reduces wear of bit and screw
- Torsion zone that absorbs torque peaks avoiding premature wear and tear and improving service life
- In small blister pack of 2 pcs

|            | <br>731415 |   |   | <br>L<br>mm | <br>g |
|------------|------------|---|---|-------------|-------|
| 63D/PH1-2P | 0201051    | 1 | 1 | 25          | 18    |
| 63D/PH2-2P | 0201068    | 1 | 2 | 25          | 18    |

## 63D/PH2G



### BITS FOR PHILLIPS DRY WALL SCREWS, 25 MM

- Drive: 1/4" DIN 3126-C 6,3, ISO 1173
- Finish: Gold coloured diamond coating
- Material: High performance alloy steel
- Application: Grabber bits for drywall screws (with reduced nose diameter  $\varnothing$  4.8 mm)
- Minimises the cam-out effect reducing "down-time"
- Reduces wear of bit and screw
- Torsion zone that absorbs torque peaks avoiding premature wear and tear and improving service life
- In plastic box of 5 pcs

|          | <br>731415 |   |      | <br>L<br>mm | <br>g |
|----------|------------|---|------|-------------|-------|
| 63D/PH2G | 0198979    | 5 | PH2G | 25          | 5     |






## DIAMOND TORSION BITS 1/4"

### 63D/PH2G-2P

### BITS FOR PHILLIPS DRY WALL SCREWS, 25 MM



- Drive: 1/4" DIN 3126-C 6,3, ISO 1173
- Finish: Gold coloured diamond coating
- Material: High performance alloy steel
- Application: Grabber bits for drywall screws (with reduced nose diameter Ø 4.8 mm)
- Minimises the cam-out effect reducing "down-time"
- Reduces wear of bit and screw
- Torsion zone that absorbs torque peaks avoiding premature wear and tear and improving service life
- In small blister pack of 2 pcs



|             |            |   |      |             |       |
|-------------|------------|---|------|-------------|-------|
|             | <br>731415 |   |      | <br>L<br>mm | <br>g |
| 63D/PH2G-2P | 0201075    | 1 | PH2G | 25          | 5     |

### 63D/50PH

### BITS FOR PHILLIPS SCREWS, 50 MM



- Drive: 1/4" DIN 3126-E6,3, ISO 1173
- Finish: Gold coloured diamond coating
- Material: High performance alloy steel
- Application: High performance in any application
- Minimises the cam-out effect reducing "down-time"
- Reduces wear of bit and screw
- Torsion zone that absorbs torque peaks avoiding premature wear and tear and improving service life
- In plastic box of 5 pcs



|           |            |   |   |             |       |
|-----------|------------|---|---|-------------|-------|
|           | <br>731415 |   |   | <br>L<br>mm | <br>g |
| 63D/50PH1 | 0200351    | 5 | 1 | 50          | 10    |
| 63D/50PH2 | 0200368    | 5 | 2 | 50          | 10    |
| 63D/50PH3 | 0200375    | 5 | 3 | 50          | 10    |

### 63D/PZ

### BITS FOR POZIDRIV SCREWS, 25 MM



- Drive: 1/4" DIN 3126-C 6,3, ISO 1173
- Finish: Gold coloured diamond coating
- Material: High performance alloy steel
- Application: High performance in any application
- Minimises the cam-out effect reducing "down-time"
- Reduces wear of bit and screw
- Torsion zone that absorbs torque peaks avoiding premature wear and tear and improving service life
- In plastic box of 5 pcs



|         |            |   |   |             |       |
|---------|------------|---|---|-------------|-------|
|         | <br>731415 |   |   | <br>L<br>mm | <br>g |
| 63D/PZ1 | 0198856    | 5 | 1 | 25          | 5     |
| 63D/PZ2 | 0198870    | 5 | 2 | 25          | 5     |
| 63D/PZ3 | 0198894    | 5 | 3 | 25          | 5     |









## 63D/PZ 2P

### BITS FOR POZIDRIV SCREWS, 25 MM



- Drive: 1/4" DIN 3126-C 6,3, ISO 1173
- Finish: Gold coloured diamond coating
- Material: High performance alloy steel
- Application: High performance in any application
- Minimises the cam-out effect reducing "down-time"
- Reduces wear of bit and screw
- Torsion zone that absorbs torque peaks avoiding premature wear and tear and improving service life
- In small blister pack of 2 pcs



|  | <br>731415 |  |  | <br>L<br>mm | <br>g |
|---|---|--|---|--|--|
| 63D/PZ1-2P  | 0201037   | 1  | 1   | 25   | 18   |
| 63D/PZ2-2P  | 0201044   | 1  | 2   | 25   | 18   |







## 63D/50PZ

### BITS FOR POZIDRIV SCREWS, 50 MM



- Drive: 1/4" DIN 3126-E 6,3, ISO 1173
- Finish: Gold coloured diamond coating
- Material: High performance alloy steel
- Application: High performance in any application
- Minimises the cam-out effect reducing "down-time"
- Reduces wear of bit and screw
- Torsion zone that absorbs torque peaks avoiding premature wear and tear and improving service life
- In plastic box of 5 pcs



|  | <br>731415 |  |  | <br>L<br>mm | <br>g |
|---|---|--|---|--|--|
| 63D/50PZ1   | 0200320   | 5  | 1   | 50   | 10   |
| 63D/50PZ2   | 0200337   | 5  | 2   | 50   | 10   |
| 63D/50PZ3   | 0200344   | 5  | 3   | 50   | 10   |



## DIAMOND TORSION BITS 1/4"

### 63D/T

### BITS FOR TORX® SCREWS, 25 MM




- Drive: 1/4" DIN 3126-C 6,3, ISO 1173
- Finish: Gold coloured diamond coating
- Material: High performance alloy steel
- Application: High performance in any application
- Minimises the cam-out effect reducing "down-time"
- Reduces wear of bit and screw
- Torsion zone that absorbs torque peaks avoiding premature wear and tear and improving service life
- In plastic box of 5 pcs

|         | <br>731415 |   |     | <br>D<br>mm | <br>L<br>mm | <br>g |
|---------|------------|---|-----|-------------|-------------|-------|
| 63D/T10 | 0198665    | 5 | T10 | 2.74        | 25          | 5     |
| 63D/T15 | 0198733    | 5 | T15 | 3.27        | 25          | 5     |
| 63D/T20 | 0198764    | 5 | T20 | 3.86        | 25          | 5     |
| 63D/T25 | 0198818    | 5 | T25 | 4.43        | 25          | 5     |
| 63D/T30 | 0198788    | 5 | T30 | 5.52        | 25          | 6     |
| 63D/T40 | 0198832    | 5 | T40 | 6.65        | 25          | 7     |

### 63D/T 2P

### BITS FOR TORX® SCREWS, 25 MM



- Drive: 1/4" DIN 3126-C 6,3, ISO 1173
- Finish: Gold coloured diamond coating
- Material: High performance alloy steel
- Application: High performance in any application
- Minimises the cam-out effect reducing "down-time"
- Reduces wear of bit and screw
- Torsion zone that absorbs torque peaks avoiding premature wear and tear and improving service life
- In small blister pack of 2 pcs

|            | <br>731415 |   |     | <br>D<br>mm | <br>L<br>mm | <br>g |
|------------|------------|---|-----|-------------|-------------|-------|
| 63D/T15-2P | 0201006    | 1 | T15 | 3.27        | 25          | 18    |
| 63D/T20-2P | 0201013    | 1 | T20 | 3.86        | 25          | 18    |
| 63D/T25-2P | 0201020    | 1 | T25 | 4.43        | 25          | 18    |









## 62TIN/PH



### BITS FOR PHILLIPS SCREWS, 25 MM

- Drive: 1/4" DIN 3126-C6.3, ISO 1173
- Finish: Titanium nitride
- Material: High performance alloy steel
- Application: TIN bits are extremely wear resistant when used for high volume production and continuous use
- Torsion zone absorbs torque peaks avoiding premature wear and tear and improving service life
- In plastic box of 10 pcs







|  | <br>731415 |  |  | <br>L<br>mm | <br>g |
|---|---|--|---|--|--|
| 62TIN/PH1   | 0199259   | 10   | 1   | 25   | 5  |
| 62TIN/PH2   | 0199297   | 10   | 2   | 25   | 5  |
| 62TIN/PH3   | 0199303   | 10   | 3   | 25   | 5  |

## 62TIN/50PH



### BITS FOR PHILLIPS SCREWS, 50 MM

- Drive: 1/4" DIN 3126-E6.3, ISO 1173
- Finish: Titanium nitride
- Material: High performance alloy steel
- Application: TIN bits are extremely wear resistant when used for high volume production and continuous use
- Torsion zone absorbs torque peaks avoiding premature wear and tear and improving service life
- In plastic box of 5 pcs







|  | <br>731415 |  |  | <br>L<br>mm | <br>g |
|---|---|--|---|--|--|
| 62TIN/50PH1   | 0200504   | 5  | 1   | 50   | 10   |
| 62TIN/50PH2   | 0200511   | 5  | 2   | 50   | 10   |
| 62TIN/50PH3   | 0200528   | 5  | 3   | 50   | 10   |

## 62TIN/PZ



### BITS FOR POZIDRIV SCREWS, 25 MM

- Drive: 1/4" DIN 3126-C6.3, ISO 1173
- Finish: Titanium nitride
- Material: High performance alloy steel
- Application: TIN bits are extremely wear resistant when used for high volume production and continuous use
- Torsion zone absorbs torque peaks avoiding premature wear and tear and improving service life
- In plastic box of 10 pcs

|  | <br>731415 |  |  | <br>L<br>mm | <br>g |
|---|---|--|---|--|--|
| 62TIN/PZ1   | 0199327   | 10   | 1   | 25   | 5  |
| 62TIN/PZ2   | 0199334   | 10   | 2   | 25   | 5  |
| 62TIN/PZ3   | 0199358   | 10   | 3   | 25   | 5  |



## TIN TORSION BITS 1/4"

### 62TIN/PZ 2P

### BITS FOR POZIDRIV SCREWS, 25 MM

- Drive: 1/4" DIN 3126-C6.3, ISO 1173
- Finish: Titanium nitride
- Material: High performance alloy steel
- Application: TIN bits are extremely wear resistant when used for high volume production and continuous use
- Torsion zone absorbs torque peaks avoiding premature wear and tear and improving service life
- In small blister pack of 2 pcs

|              | <br>731415 |   |   | <br>L<br>mm | <br>g |
|--------------|------------|---|---|-------------|-------|
| 62TIN/PZ1-2P | 0201105    | 1 | 1 | 25          | 18    |
| 62TIN/PZ2-2P | 0201112    | 1 | 2 | 25          | 18    |
| 62TIN/PZ3-2P | 0201129    | 1 | 3 | 25          | 18    |



### 62TIN/50PZ

### BITS FOR POZIDRIV SCREWS, 50 MM

- Drive: 1/4" DIN 3126-E6.3, ISO 1173
- Finish: Titanium nitride
- Material: High performance alloy steel
- Application: TIN bits are extremely wear resistant when used for high volume production and continuous use
- Torsion zone absorbs torque peaks avoiding premature wear and tear and improving service life
- In plastic box of 5 pcs

|             | <br>731415 |   |   | <br>L<br>mm | <br>g |
|-------------|------------|---|---|-------------|-------|
| 62TIN/50PZ1 | 0200535    | 5 | 1 | 50          | 10    |
| 62TIN/50PZ2 | 0200542    | 5 | 2 | 50          | 10    |
| 62TIN/50PZ3 | 0200559    | 5 | 3 | 50          | 10    |



### 62TIN/T

### BITS FOR TORX® SCREWS, 25 MM

- Drive: 1/4" DIN 3126-C6.3, ISO 1173
- Finish: Titanium nitride
- Material: High performance alloy steel
- Application: TIN bits are extremely wear resistant when used for high volume production and continuous use at normal torque levels
- Torsion zone absorbs torque peaks avoiding premature wear and tear and improving service life
- In plastic box of 10 pcs

|           | <br>731415 |    |     | <br>D<br>mm | <br>L<br>mm | <br>g |
|-----------|------------|----|-----|-------------|-------------|-------|
| 62TIN/T10 | 0199372    | 10 | T10 | 2.74        | 25          | 5     |
| 62TIN/T15 | 0199402    | 10 | T15 | 3.27        | 25          | 5     |
| 62TIN/T20 | 0199426    | 10 | T20 | 3.86        | 25          | 5     |
| 62TIN/T25 | 0199440    | 10 | T25 | 4.43        | 25          | 5     |
| 62TIN/T30 | 0199464    | 10 | T30 | 5.52        | 25          | 6     |
| 62TIN/T40 | 0199471    | 10 | T40 | 6.65        | 25          | 7     |





## 60T/PH



### BITS FOR PHILLIPS SCREWS, 25 MM

- Drive: 1/4" DIN 3126-C6.3, ISO 1173
- Finish: Steel grey surface coated with clear lacquer for rust protection
- Material: High performance alloy steel
- Application: Torsion bits are suitable for hard material applications
- Torsion zone that absorbs torque peaks avoiding premature wear and tear and improving service life
- In plastic box of 10 pcs

|         | <br>731415 |    |   | <br>L<br>mm | <br>9 |
|---------|------------|----|---|-------------|-------|
| 60T/PH1 | 0199488    | 10 | 1 | 25          | 5     |
| 60T/PH2 | 0199495    | 10 | 2 | 25          | 5     |
| 60T/PH3 | 0199501    | 10 | 3 | 25          | 5     |

## 60T/PH 2P



### BITS FOR PHILLIPS SCREWS, 25 MM

- Drive: 1/4" DIN 3126-C6.3, ISO 1173
- Finish: Steel grey surface coated with clear lacquer for rust protection
- Material: High performance alloy steel
- Application: Torsion bits are suitable for hard material applications
- Torsion zone that absorbs torque peaks avoiding premature wear and tear and improving service life
- In small blister pack of 2 pcs

|            | <br>731415 |   |   | <br>L<br>mm | <br>9 |
|------------|------------|---|---|-------------|-------|
| 60T/PH1-2P | 0201136    | 1 | 1 | 25          | 18    |
| 60T/PH2-2P | 0201143    | 1 | 2 | 25          | 18    |
| 60T/PH3-2P | 0201150    | 1 | 3 | 25          | 18    |

## 60T/PZ



### BITS FOR POZIDRIV SCREWS, 25 MM

- Drive: 1/4" DIN 3126-C6.3, ISO 1173
- Finish: Steel grey surface coated with clear lacquer for rust protection
- Material: High performance alloy steel
- Application: Torsion bits are suitable for hard material applications
- Torsion zone that absorbs torque peaks avoiding premature wear and tear and improving service life
- In plastic box of 10 pcs

|         | <br>731415 |    |   | <br>L<br>mm | <br>9 |
|---------|------------|----|---|-------------|-------|
| 60T/PZ1 | 0199525    | 10 | 1 | 25          | 5     |
| 60T/PZ2 | 0199549    | 10 | 2 | 25          | 5     |
| 60T/PZ3 | 0199563    | 10 | 3 | 25          | 5     |









## TORSION BITS 1/4"

### 60T/PZ 2P

### BITS FOR POZIDRIV SCREWS, 25 MM

- Drive: 1/4" DIN 3126-C6.3, ISO 1173
- Finish: Steel grey surface coated with clear lacquer for rust protection
- Material: High performance alloy steel, ideal for bits
- Application: Torsion bits are suitable for hard material applications
- Torsion zone that absorbs torque peaks avoiding premature wear and tear and improving service life
- In small blister pack of 2 pcs











|  | <br>731415 |  |  | <br>L<br>mm | <br>g |
|---|---|---|---|--|--|
| 60T/PZ1-2P  | 0201167   | 1   | 1   | 25   | 18   |
| 60T/PZ2-2P  | 0201174   | 1   | 2   | 25   | 18   |
| 60T/PZ3-2P  | 0201181   | 1   | 3   | 25   | 18   |

### 60T/T

### BITS FOR TORX® SCREWS, 25 MM

- Drive: 1/4" DIN 3126-C6.3, ISO 1173
- Finish: Steel grey surface coated with clear lacquer for rust protection
- Material: High performance alloy steel
- Application: Torsion bits are suitable for hard material applications
- Torsion zone that absorbs torque peaks avoiding premature wear and tear and improving service life
- In plastic box of 10 pcs



|  | <br>731415 |  |  | <br>D<br>mm | <br>L<br>mm | <br>g |
|---|---|---|---|--|--|--|
| 60T/T7  | 0199587   | 10  | T7  | 1.99   | 25   | 5  |
| 60T/T8  | 0199600   | 10  | T8  | 2.31   | 25   | 5  |
| 60T/T9  | 0199624   | 10  | T9  | 2.50   | 25   | 5  |
| 60T/T10   | 0199648   | 10  | T10   | 2.74   | 25   | 5  |
| 60T/T15   | 0199662   | 10  | T25   | 3.27   | 25   | 5  |
| 60T/T20   | 0199686   | 10  | T20   | 3.86   | 25   | 5  |
| 60T/T25   | 0199709   | 10  | T25   | 4.43   | 25   | 5  |
| 60T/T27   | 0199723   | 10  | T27   | 4.43   | 25   | 5  |
| 60T/T30   | 0199747   | 10  | T30   | 5.52   | 25   | 6  |
| 60T/T40   | 0199761   | 10  | T40   | 6.65   | 25   | 7  |



## 60T/T 2P

### BITS FOR TORX® SCREWS, 25 MM



- Drive: 1/4" DIN 3126-C6.3, ISO 1173
- Finish: Steel grey surface coated with clear lacquer for rust protection
- Material: High performance alloy steel
- Application: Torsion bits are suitable for hard material applications
- Torsion zone that absorbs torque peaks avoiding premature wear and tear and improving service life
- In small blister pack of 2 pcs

|            | <br>731415 |   |     | <br>D<br>mm | <br>L<br>mm | <br>g |
|------------|------------|---|-----|-------------|-------------|-------|
| 60T/T10-2P | 0201198    | 1 | T10 | 2.74        | 25          | 18    |
| 60T/T15-2P | 0201204    | 1 | T15 | 3.27        | 25          | 18    |
| 60T/T20-2P | 0201211    | 1 | T20 | 3.86        | 25          | 18    |
| 60T/T25-2P | 0201228    | 1 | T25 | 4.43        | 25          | 18    |
| 60T/T30-2P | 0201235    | 1 | T30 | 5.52        | 25          | 20    |
| 60T/T40-2P | 0201242    | 1 | T40 | 6.65        | 25          | 22    |

# EXTRA HARD TORSION BITS 1/4"



## 61H/PH

### BITS FOR PHILLIPS SCREWS, 25 MM



- Drive: 1/4" DIN 3126-C6.3, ISO 1173
- Finish: Surface coated with yellow lack for rust protection
- Material: High performance alloy steel, ideal for bits
- Application: Extra hard bits are suitable for wood and soft material applications
- Torsion zone that absorbs torque peaks avoiding premature wear and tear and improving service life
- In plastic box of 10 pcs (PH3 = 5 pcs)

|         | <br>731415 |    |   | <br>L<br>mm | <br>g |
|---------|------------|----|---|-------------|-------|
| 61H/PH1 | 0199006    | 10 | 1 | 25          | 5     |
| 61H/PH2 | 0199020    | 10 | 2 | 25          | 5     |
| 61H/PH3 | 0199044    | 5  | 3 | 25          | 5     |





## EXTRA HARD TORSION BITS 1/4"

### 61H/PH 2P



### BITS FOR PHILLIPS SCREWS, 25 MM

- Drive: 1/4" DIN 3126-C6.3, ISO 1173
- Finish: Surface coated with yellow lacquer for rust protection
- Material: High performance alloy steel, ideal for bits
- Application: Extra hard bits are suitable for wood and soft material applications
- Torsion zone that absorbs torque peaks avoiding premature wear and tear and improving service life
- In small blister pack of 2 pcs

|            |            |   |   |             |       |
|------------|------------|---|---|-------------|-------|
|            | <br>731415 |   |   | <br>L<br>mm | <br>g |
| 61H/PH2-2P | 0201082    | 1 | 2 | 25          | 18    |

### 61H/50PH



### BITS FOR PHILLIPS SCREWS, 50 MM

- Drive: 1/4" DIN 3126-E6.3, ISO 1173
- Finish: Surface coated with yellow lacquer for rust protection
- Material: High performance alloy steel, ideal for bits
- Application: Extra hard bits are suitable for wood and soft material applications
- Torsion zone that absorbs torque peaks avoiding premature wear and tear and improving service life
- In plastic box of 5 pcs

|           |            |   |   |             |       |
|-----------|------------|---|---|-------------|-------|
|           | <br>731415 |   |   | <br>L<br>mm | <br>g |
| 61H/50PH1 | 0200382    | 5 | 1 | 50          | 10    |
| 61H/50PH2 | 0200399    | 5 | 2 | 50          | 10    |
| 61H/50PH3 | 0200405    | 5 | 3 | 50          | 10    |

### 61H/PZ



### BITS FOR POZIDRIV SCREWS, 25 MM

- Drive: 1/4" DIN 3126-C6.3, ISO 1173
- Finish: Surface coated with yellow lacquer for rust protection
- Material: High performance alloy steel, ideal for bits
- Application: Extra hard bits are suitable for wood and soft material applications
- Torsion zone that absorbs torque peaks avoiding premature wear and tear and improving service life
- In plastic box of 10 pcs (PZ3 = 5 pcs)

|         |            |    |   |             |       |
|---------|------------|----|---|-------------|-------|
|         | <br>731415 |    |   | <br>L<br>mm | <br>g |
| 61H/PZ1 | 0199068    | 10 | 1 | 25          | 5     |
| 61H/PZ2 | 0199082    | 10 | 2 | 25          | 5     |
| 61H/PZ3 | 0199105    | 5  | 3 | 25          | 5     |



## 61H/PZ 2P



### BITS FOR POZIDRIV SCREWS, 25 MM

- Drive: 1/4" DIN 3126-C6.3, ISO 1173
- Finish: Surface coated with yellow lacquer for rust protection
- Material: High performance alloy steel, ideal for bits
- Application: Extra hard bits are suitable for wood and soft material applications
- Torsion zone that absorbs torque peaks avoiding premature wear and tear and improving service life
- In small blister pack of 2 pcs

|            |            |   |   |             |       |
|------------|------------|---|---|-------------|-------|
|            | <br>731415 |   |   | <br>L<br>mm | <br>g |
| 61H/PZ2-2P | 0201099    | 1 | 2 | 25          | 18    |

## 61H/50PZ



### BITS FOR POZIDRIV SCREWS, 50 MM

- Drive: 1/4" DIN 3126-E6.3, ISO 1173
- Finish: Surface coated with yellow lacquer for rust protection
- Material: High performance alloy steel, ideal for bits
- Application: Extra hard bits are suitable for wood and soft material applications
- Torsion zone that absorbs torque peaks avoiding premature wear and tear and improving service life
- In plastic box of 5 pcs

|           |            |   |   |             |       |
|-----------|------------|---|---|-------------|-------|
|           | <br>731415 |   |   | <br>L<br>mm | <br>g |
| 61H/50PZ1 | 0200412    | 5 | 1 | 50          | 10    |
| 61H/50PZ2 | 0200429    | 5 | 2 | 50          | 10    |
| 61H/50PZ3 | 0200436    | 5 | 3 | 50          | 10    |

## 61H/T



### BITS FOR TORX® SCREWS, 25 MM

- Drive: 1/4" DIN 3126-C6.3, ISO 1173
- Finish: Surface coated with yellow lacquer for rust protection
- Material: High performance alloy steel, ideal for bits
- Application: Extra hard bits are suitable for wood and soft material applications
- Torsion zone that absorbs torque peaks avoiding premature wear and tear and improving service life
- In plastic box of 10 pcs (T40 = 5 pcs)

|         |            |    |     |             |             |       |
|---------|------------|----|-----|-------------|-------------|-------|
|         | <br>731415 |    |     | <br>D<br>mm | <br>L<br>mm | <br>g |
| 61H/T10 | 0199129    | 10 | T10 | 2.74        | 25          | 5     |
| 61H/T15 | 0199143    | 10 | T15 | 3.27        | 25          | 5     |
| 61H/T20 | 0199167    | 10 | T20 | 3.86        | 25          | 5     |
| 61H/T25 | 0199181    | 10 | T25 | 4.43        | 25          | 5     |
| 61H/T30 | 0199211    | 10 | T30 | 5.52        | 25          | 6     |
| 61H/T40 | 0199235    | 5  | T40 | 6.65        | 25          | 7     |



## EXTRA HARD TORSION BITS 1/4"

### 61H/50T

### BITS FOR TORX® SCREWS, 50 MM



- Drive: 1/4" DIN 3126-E6.3, ISO 1173
- Finish: Surface coated with yellow lacquer for rust protection
- Material: High performance alloy steel, ideal for bits
- Application: Extra hard bits are suitable for wood and soft material applications
- Torsion zone that absorbs torque peaks avoiding premature wear and tear and improving service life
- In plastic box of 5 pcs

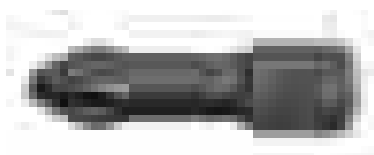
|           | <br>731415 |   |     | <br>D<br>mm | <br>L<br>mm | <br>g |
|-----------|------------|---|-----|-------------|-------------|-------|
| 61H/50T10 | 0200443    | 5 | T10 | 2.74        | 50          | 10    |
| 61H/50T15 | 0200450    | 5 | T15 | 3.27        | 50          | 10    |
| 61H/50T20 | 0200467    | 5 | T20 | 3.86        | 50          | 10    |
| 61H/50T25 | 0200474    | 5 | T25 | 4.43        | 50          | 10    |
| 61H/50T30 | 0200481    | 5 | T30 | 5.52        | 50          | 12    |
| 61H/50T40 | 0200498    | 5 | T40 | 6.65        | 50          | 14    |



## ACR TORSION BITS 1/4"

### 64A/PH

### BITS FOR PHILLIPS SCREWS, 25 MM




- Drive: 1/4" DIN 3126-C6.3, ISO 1173
- Finish: Surface coated with clear lacquer for rust protection
- Material: High performance alloy steel, ideal for bits
- Application: Recommended for tasks requiring reduction of the "cam-out" effect, avoiding the erosion of the bit-screws
- In plastic box of 10 pcs

|         | <br>731415 |    |   | <br>L<br>mm | <br>g |
|---------|------------|----|---|-------------|-------|
| 64A/PH1 | 0198481    | 10 | 1 | 25          | 5     |
| 64A/PH2 | 0198559    | 10 | 2 | 25          | 5     |
| 64A/PH3 | 0198573    | 10 | 3 | 25          | 5     |



## 64A/PH 2P




### BITS FOR PHILLIPS SCREWS, 25 MM

- Drive: 1/4" DIN 3126-C6.3, ISO 1173
- Finish: Surface coated with clear lacquer for rust protection
- Material: High performance alloy steel, ideal for bits
- Application: Recommended for tasks requiring reduction of the "cam-out" effect, avoiding the erosion of the bit-screws
- In small blister pack of 2 pcs

|            | <br>731415 |   |   | <br>L<br>mm | <br>g |
|------------|------------|---|---|-------------|-------|
| 64A/PH1-2P | 0200948    | 1 | 1 | 25          | 18    |
| 64A/PH2-2P | 0200955    | 1 | 2 | 25          | 18    |
| 64A/PH3-2P | 0200962    | 1 | 3 | 25          | 18    |

## 64A/PZ




### BITS FOR POZIDRIV SCREWS, 25 MM

- Drive: 1/4" DIN 3126-C6.3, ISO 1173
- Finish: Surface coated with clear lacquer for rust protection
- Material: High performance alloy steel, ideal for bits
- Application: Recommended for tasks requiring reduction of the "cam-out" effect, avoiding the erosion of the bit-screws
- In plastic box of 10 pcs

|         | <br>731415 |    |   | <br>L<br>mm | <br>g |
|---------|------------|----|---|-------------|-------|
| 64A/PZ1 | 0198603    | 10 | 1 | 25          | 5     |
| 64A/PZ2 | 0198627    | 10 | 2 | 25          | 5     |
| 64A/PZ3 | 0198634    | 10 | 3 | 25          | 5     |

## 64A/PZ 2P



### BITS FOR POZIDRIV SCREWS, 25 MM

- Drive: 1/4" DIN 3126-C6.3, ISO 1173
- Finish: Surface coated with clear lacquer for rust protection
- Material: High performance alloy steel, ideal for bits
- Application: Recommended for tasks requiring reduction of the "cam-out" effect, avoiding the erosion of the bit-screws
- In small blister pack of 2 pcs

|            | <br>731415 |   |   | <br>L<br>mm | <br>g |
|------------|------------|---|---|-------------|-------|
| 64A/PZ1-2P | 0200979    | 1 | 1 | 25          | 18    |
| 64A/PZ2-2P | 0200986    | 2 | 2 | 25          | 18    |
| 64A/PZ3-2P | 0200993    | 1 | 3 | 25          | 18    |









## STAINLESS STEEL TORSION BITS 1/4"

### 65I/PH

### BITS FOR PHILLIPS SCREWS, 25 MM



- Drive: 1/4" DIN 3126-C6.3, ISO 1173
- Finish: Surface-passivated
- Material: High performance stainless steel, ideal for bits
- Application: Ideal for use on stainless steel screws. Stainless steel bits prevent the formation of rust on stainless steel surfaces
- Torsion zone that absorbs torque peaks avoiding premature wear and tear and improving service life
- In plastic box of 10 pcs







|  | <br>731415 |  |  | <br>L<br>mm | <br>g |
|---|---|---|---|--|--|
| 65I/PH1   | 0199785   | 10  | 1   | 25   | 5  |
| 65I/PH2   | 0199884   | 10  | 2   | 25   | 5  |
| 65I/PH3   | 0199907   | 10  | 3   | 25   | 5  |

### 65I/PH 2P

### BITS FOR PHILLIPS SCREWS, 25 MM



- Drive: 1/4" DIN 3126-C6.3, ISO 1173
- Finish: Surface-passivated
- Material: High performance stainless steel, ideal for bits
- Application: Ideal for use on stainless steel screws. Stainless steel bits prevent the formation of rust on stainless steel surfaces
- Torsion zone that absorbs torque peaks avoiding premature wear and tear and improving service life
- In small blister pack of 2 pcs

|  | <br>731415 |  |  | <br>L<br>mm | <br>g |
|---|---|---|---|--|--|
| 65I/PH1-2P  | 0207985   | 1   | 1   | 25   | 18   |
| 65I/PH2-2P  | 0201259   | 1   | 2   | 25   | 18   |
| 65I/PH3-2P  | 0201266   | 1   | 3   | 25   | 18   |









## 65I/PZ

### BITS FOR POZIDRIV SCREWS, 25 MM



- Drive: 1/4" DIN 3126-C6.3, ISO 1173
- Finish: Surface-passivated
- Material: High performance stainless steel, ideal for bits
- Application: Ideal for use on stainless steel screws. Stainless steel bits prevent the formation of rust on stainless steel surfaces
- Torsion zone that absorbs torque peaks avoiding premature wear and tear and improving service life
- In plastic box of 10 pcs







|  | <br>731415 |  |  | <br>L<br>mm | <br>g |
|---|---|--|---|--|--|
| 65I/PZ1   | 0199921   | 10   | 1   | 25   | 5  |
| 65I/PZ2   | 0199945   | 10   | 2   | 25   | 5  |
| 65I/PZ3   | 0199969   | 10   | 3   | 25   | 3  |

## 65I/PZ 2P

### BITS FOR POZIDRIV SCREWS, 25 MM



- Drive: 1/4" DIN 3126-C6.3, ISO 1173
- Finish: Surface-passivated
- Material: High performance stainless steel,
- Application: Ideal for use on stainless steel screws. Stainless steel bits prevent the formation of rust on stainless steel surfaces
- Torsion zone that absorbs torque peaks avoiding premature wear and tear and improving service life
- In small blister pack of 2 pcs

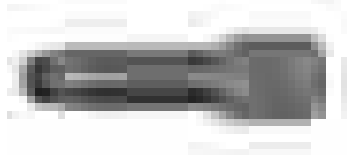
|  | <br>731415 |  |  | <br>L<br>mm | <br>g |
|---|---|--|---|--|--|
| 65I/PZ1-2P  | 0201273   | 1  | 1   | 25   | 18   |
| 65I/PZ2-2P  | 0201280   | 1  | 2   | 25   | 18   |
| 65I/PZ3-2P  | 0201297   | 1  | 3   | 25   | 18   |



## STAINLESS STEEL TORSION BITS 1/4"

65I/T

### BITS FOR TORX® SCREWS, 25 MM



- Drive: 1/4" DIN 3126-C6.3, ISO 1173
- Finish: Surface-passivated
- Material: High performance stainless steel
- Application: Ideal for use on stainless steel screws
- Stainless steel bits prevent the formation of rust on stainless steel surfaces
- Torsion zone that absorbs torque peaks avoiding premature wear and tear and improving service life
- In plastic box of 5 pcs

|         | <br>731415 |   |     | <br>D<br>mm | <br>L<br>mm | <br>g |
|---------|------------|---|-----|-------------|-------------|-------|
| 65I/T10 | 0199983    | 5 | T10 | 2.74        | 25          | 5     |
| 65I/T15 | 0199990    | 5 | T15 | 3.27        | 25          | 5     |
| 65I/T20 | 0200016    | 5 | T20 | 3.86        | 25          | 5     |
| 65I/T25 | 0200030    | 5 | T25 | 4.43        | 25          | 5     |
| 65I/T30 | 0200054    | 5 | T30 | 5.52        | 25          | 6     |
| 65I/T40 | 0200078    | 5 | T40 | 6.65        | 25          | 7     |

65I/T 2P

### BITS FOR TORX® SCREWS, 25 MM



- Drive: 1/4" DIN 3126-C6.3, ISO 1173
- Finish: Surface-passivated
- Material: High performance stainless steel
- Application: Ideal for use on stainless steel screws. Stainless steel bits prevent the formation of rust on stainless steel surfaces
- Torsion zone that absorbs torque peaks avoiding premature wear and tear and improving service life
- In small blister pack of 2 pcs

|            | <br>731415 |   |     | <br>D<br>mm | <br>L<br>mm | <br>g |
|------------|------------|---|-----|-------------|-------------|-------|
| 65I/T10-2P | 0201303    | 1 | T10 | 2.74        | 25          | 18    |
| 65I/T15-2P | 0201310    | 1 | T15 | 3.27        | 25          | 18    |
| 65I/T20-2P | 0201327    | 1 | T20 | 3.86        | 25          | 18    |
| 65I/T25-2P | 0201334    | 1 | T25 | 4.43        | 25          | 18    |
| 65I/T30-2P | 0201341    | 1 | T30 | 5.52        | 25          | 20    |
| 65I/T40-2P | 0201358    | 1 | T40 | 6.65        | 25          | 22    |










## 59S/

### BITS FOR SLOTTED SCREWS, 25 MM




- Drive: 1/4" DIN 3126-C 6,3, ISO 1173
- Finish: Zinc phosphated
- Material: High performance alloy steel
- Application: For all screw applications in trade and industry
- In plastic box of 10 pcs








|  | <br>731415 |  | <br>mm | <br>mm | <br>mm | <br>g |
|---|---|---|---|---|---|--|
| 59S/0.5-3.0   | 0199815   | 10  | 0.5   | 3.0   | 25  | 5  |
| 59S/0.5-4.0   | 0199822   | 10  | 0.5   | 4.0   | 25  | 5  |
| 59S/0.5-6.5   | 0198825   | 10  | 0.5   | 6.5   | 25  | 5  |
| 59S/0.6-3.5   | 0199839   | 10  | 0.6   | 3.5   | 25  | 5  |
| 59S/0.6-4.5   | 0198801   | 10  | 0.6   | 4.5   | 25  | 5  |
| 59S/0.8-5.5   | 0198849   | 10  | 0.8   | 5.5   | 25  | 5  |
| 59S/1.0-5.5   | 0198863   | 10  | 1.0   | 5.5   | 25  | 6  |
| 59S/1.2-6.5   | 0198887   | 10  | 1.2   | 6.5   | 25  | 6  |
| 59S/1.2-8.0   | 0198900   | 10  | 1.2   | 8.0   | 25  | 6  |
| 59S/1.6-10  | 0199846   | 10  | 1.6   | 10  | 25  | 14   |
| 59S/1.6-9.0   | 0199853   | 10  | 1.6   | 9.0   | 25  | 14   |

## 59S/ 3P

### BITS FOR SLOTTED SCREWS, 25 MM



- Drive: 1/4" DIN 3126-C 6,3, ISO 1173
- Finish: Zinc phosphated
- Material: High performance alloy steel
- Application: For all screw applications in trade and industry
- In small blister pack of 3 pcs

|  | <br>731415 |  | <br>mm | <br>mm | <br>mm | <br>g |
|---|---|---|---|---|---|--|
| 59S/0.5-6.5-3P  | 0201617   | 1   | 0.5   | 6.5   | 25  | 20   |
| 59S/0.6-4.5-3P  | 0201600   | 1   | 0.6   | 4.5   | 25  | 20   |
| 59S/0.8-5.5-3P  | 0201624   | 1   | 0.8   | 5.5   | 25  | 20   |





## STANDARD BITS 1/4"

### 59S/50

### BITS FOR SLOTTED SCREWS, 50 MM



- Drive: 1/4" DIN 3126-E 6,3, ISO 1173
- Finish: Zinc phosphated
- Material: High performance alloy steel
- Application: For all screw applications in trade and industry
- In plastic box of 5 pcs

|                | <br>731415 |   | <br>mm | <br>mm | <br>L<br>mm | <br>g |
|----------------|------------|---|--------|--------|-------------|-------|
| 59S/50/0.6-3.5 | 0199976    | 5 | 0.6    | 3.5    | 50          | 6     |
| 59S/50/0.8-4.0 | 0200009    | 5 | 0.8    | 4.0    | 50          | 6     |
| 59S/50/0.8-5.5 | 0200023    | 5 | 0.8    | 5.5    | 50          | 9     |
| 59S/50/1.0-6.0 | 0200047    | 5 | 1.0    | 6.0    | 50          | 10    |
| 59S/50/1.2-6.5 | 0200061    | 5 | 1.2    | 6.5    | 50          | 11    |

### 59S/PH

### BITS FOR PHILLIPS SCREWS, 25 MM



- Drive: 1/4" DIN 3126-C 6,3, ISO 1173
- Finish: Zinc phosphated
- Material: High performance alloy steel
- Application: For all screw applications in trade and industry
- In plastic box of 10 pcs
- \*Available in industrial pack: 100 pcs (-IP), 500 pcs (-IPB)

|             | <br>731415 |     |    | <br>L<br>mm | <br>g |
|-------------|------------|-----|----|-------------|-------|
| 59S/PH0     | 0198177    | 10  | 0  | 25          | 5     |
| 59S/PH1     | 0198313    | 10  | 1  | 25          | 5     |
| 59S/PH1-IP  | 0206780    | 100 | *1 | 25          | 5     |
| 59S/PH2     | 0198320    | 10  | 2  | 25          | 5     |
| 59S/PH2-IP  | 0206797    | 100 | *2 | 25          | 5     |
| 59S/PH2-IPB | 0204038    | 500 | *2 | 25          | 5     |
| 59S/PH3     | 0198351    | 10  | 3  | 25          | 5     |
| 59S/PH4     | 0198368    | 10  | 4  | 32          | 8     |

### 59S/PH 3P

### BITS FOR PHILLIPS SCREWS, 25 MM



- Drive: 1/4" DIN 3126-C 6,3, ISO 1173
- Finish: Zinc phosphated
- Material: High performance alloy steel
- Application: For all screw applications in trade and industry
- In small blister pack of 3 pcs

|            | <br>731415 |   |   | <br>L<br>mm | <br>g |
|------------|------------|---|---|-------------|-------|
| 59S/PH1-3P | 0201396    | 1 | 1 | 25          | 20    |
| 59S/PH2-3P | 0201402    | 1 | 2 | 25          | 20    |
| 59S/PH3-3P | 0201419    | 1 | 3 | 25          | 20    |



## 59S/PH 30P



### BITS FOR PHILLIPS SCREWS, 25 MM

- Drive: 1/4" DIN 3126-C 6,3, ISO 1173
- Finish: Zinc phosphated
- Material: High performance alloy steel
- Application: For all screws applications in trade and industry
- 30 pcs boxed

|             | <br>731415 |   |   | <br>L<br>mm | <br>g |
|-------------|------------|---|---|-------------|-------|
| 59S/PH1-30P | 0200801    | 1 | 1 | 25          | 180   |
| 59S/PH2-30P | 0200818    | 1 | 2 | 25          | 180   |
| 59S/PH3-30P | 0200825    | 1 | 3 | 25          | 180   |

## 59S/50PH



### BITS FOR PHILLIPS SCREWS, 50 MM

- Drive: 1/4" DIN 3126-E 6,3, ISO 1173
- Finish: Zinc phosphated
- Material: High performance alloy steel
- Application: For all screws applications in trade and industry
- In plastic box of 5 pcs

|           | <br>731415 |   |   | <br>L<br>mm | <br>g |
|-----------|------------|---|---|-------------|-------|
| 59S/50PH1 | 0199860    | 5 | 1 | 50          | 8     |
| 59S/50PH2 | 0199877    | 5 | 2 | 50          | 9     |
| 59S/50PH3 | 0199891    | 5 | 3 | 50          | 10    |

## 59S/50PH 2P



### BITS FOR PHILLIPS SCREWS, 50 MM

- Drive: 1/4" DIN 3126-E 6,3, ISO 1173
- Finish: Zinc phosphated
- Material: High performance alloy steel
- Application: For all screws applications in trade and industry
- In small blister pack of 2 pcs

|              | <br>731415 |   |   | <br>L<br>mm | <br>g |
|--------------|------------|---|---|-------------|-------|
| 59S/50PH1-2P | 0203642    | 1 | 1 | 50          | 15    |
| 59S/50PH2-2P | 0203758    | 1 | 2 | 50          | 15    |
| 59S/50PH3-2P | 0203802    | 1 | 3 | 50          | 15    |



## STANDARD BITS 1/4"

### 59S/70PH

### BITS FOR PHILLIPS SCREWS, 70 MM



- Drive: 1/4" DIN 3126-E 6,3, ISO 1173
- Finish: Zinc phosphated
- Material: High performance alloy steel
- Application: For all screw applications in trade and industry

|           | <br>731415 |   |   | <br>L<br>mm | <br>g |
|-----------|------------|---|---|-------------|-------|
| 59S/70PH1 | 0200269    | 5 | 1 | 70          | 8     |
| 59S/70PH2 | 0200276    | 5 | 2 | 70          | 9     |

### 59S/125PH

### BITS FOR PHILLIPS SCREWS, 125 MM



- Drive: 1/4" DIN 3126-E 6,3, ISO 1173
- Finish: Zinc phosphated
- Material: High performance alloy steel
- Application: For all screw applications in trade and industry

|            | <br>731415 |   |   | <br>L<br>mm | <br>g |
|------------|------------|---|---|-------------|-------|
| 59S/125PH1 | 0206834    | 5 | 1 | 125         | 20    |
| 59S/125PH2 | 0204298    | 5 | 2 | 125         | 23    |
| 59S/125PH3 | 0204304    | 5 | 3 | 125         | 25    |

### 59S/PH2G

### BITS FOR PHILLIPS DRY WALL SCREWS, 25 MM




- Drive: 1/4" DIN 3126-C 6,3, ISO 1173
- Finish: Zinc phosphated
- Material: High performance alloy steel
- Application: Grabber bits for drywall screws
- With reduced nose diameter  $\varnothing$  4.8 mm
- In a plastic box of 10 pcs

|          | <br>731415 |    |       | <br>L<br>mm | <br>g |
|----------|------------|----|-------|-------------|-------|
| 59S/PH2G | 0204182    | 10 | PH 2G | 25          | 5     |



## 59S/PH2G-30P



### BITS FOR PHILLIPS DRY WALL SCREWS, 25 MM

- Drive: 1/4" DIN 3126-C 6,3, ISO 1173
- Finish: Zinc phosphated
- Material: High performance alloy steel
- Application: Grabber bits for drywall screws
- With reduced nose diameter  $\varnothing$  4.8 mm
- 30 pcs boxed

|              |            |   |      |             |       |
|--------------|------------|---|------|-------------|-------|
|              | <br>731415 |   |      | <br>L<br>mm | <br>g |
| 59S/PH2G-30P | 0200832    | 1 | PH2G | 25          | 5     |

## 59S/PZ




### BITS FOR POZIDRIV SCREWS, 25 MM

- Drive: 1/4" DIN 3126-C 6,3, ISO 1173
- Finish: Zinc phosphated
- Material: High performance alloy steel
- Application: For all screw applications in trade and industry
- In plastic box of 10 pcs
- \*Available in industrial pack: 100 pcs (-IP), 500 pcs (-IPB)

|             |            |     |    |             |       |
|-------------|------------|-----|----|-------------|-------|
|             | <br>731415 |     |    | <br>L<br>mm | <br>g |
| 59S/PZ0     | 0198375    | 10  | 0  | 25          | 5     |
| 59S/PZ1     | 0198382    | 10  | 1  | 25          | 5     |
| 59S/PZ1-IP  | 0206803    | 100 | *1 | 25          | 500   |
| 59S/PZ1-IPB | 0204373    | 500 | *1 | 25          | 2500  |
| 59S/PZ2     | 0198405    | 10  | 2  | 25          | 5     |
| 59S/PZ2-IP  | 0206810    | 100 | *2 | 25          | 500   |
| 59S/PZ2-IPB | 0204380    | 500 | *2 | 25          | 2500  |
| 59S/PZ3     | 0198429    | 10  | 3  | 25          | 5     |
| 59S/PZ4     | 0198436    | 10  | 4  | 32          | 8     |

## 59S/PZ 3P



### BITS FOR POZIDRIV SCREWS, 25 MM

- Drive: 1/4" DIN 3126-C 6,3, ISO 1173
- Finish: Zinc phosphated
- Material: High performance alloy steel
- Application: For all screw applications in trade and industry
- In small blister pack of 3 pcs

|            |            |   |   |             |       |
|------------|------------|---|---|-------------|-------|
|            | <br>731415 |   |   | <br>L<br>mm | <br>g |
| 59S/PZ1-3P | 0201426    | 1 | 1 | 25          | 20    |
| 59S/PZ2-3P | 0201433    | 1 | 2 | 25          | 20    |
| 59S/PZ3-3P | 0201440    | 1 | 3 | 25          | 20    |



## STANDARD BITS 1/4"

### 59S/PZ 30P



### BITS FOR POZIDRIV SCREWS, 25 MM

- Drive: 1/4" DIN 3126-C 6,3, ISO 1173
- Finish: Zinc phosphated
- Material: High performance alloy steel
- Application: For all screw applications in trade and industry
- 30 pcs boxed

|             | <br>731415 |   |   |    |     |
|-------------|------------|---|---|----|-----|
| 59S/PZ1-30P | 0200849    | 1 | 1 | 25 | 180 |
| 59S/PZ2-30P | 0200856    | 1 | 2 | 25 | 180 |
| 59S/PZ3-30P | 0200863    | 1 | 3 | 25 | 180 |

### 59S/50PZ



### BITS FOR POZIDRIV SCREWS, 50 MM

- Drive: 1/4" DIN 3126-E 6,3, ISO 1173
- Finish: Zinc phosphated
- Material: High performance alloy steel
- Application: For all screw applications in trade and industry
- In plastic box of 5 pcs

|           | <br>731415 |   |   |    |    |
|-----------|------------|---|---|----|----|
| 59S/50PZ1 | 0199914    | 5 | 1 | 50 | 10 |
| 59S/50PZ2 | 0199938    | 5 | 2 | 50 | 10 |
| 59S/50PZ3 | 0199952    | 5 | 3 | 50 | 10 |

### 59S/50PZ 2P



### BITS FOR POZIDRIV SCREWS, 50 MM

- Drive: 1/4" DIN 3126-E 6,3, ISO 1173
- Finish: Zinc phosphated
- Material: High performance alloy steel
- Application: For all screw applications in trade and industry
- In small blister pack of 2 pcs

|              | <br>731415 |   |   |    |    |
|--------------|------------|---|---|----|----|
| 59S/50PZ1-2P | 0204007    | 1 | 1 | 50 | 15 |
| 59S/50PZ2-2P | 0204014    | 1 | 2 | 50 | 15 |
| 59S/50PZ3-2P | 0204021    | 1 | 3 | 50 | 15 |



## 59S/70PZ

### BITS FOR POZIDRIV SCREWS, 70 MM



- Drive: 1/4" DIN 3126-E 6,3, ISO 1173
- Finish: Zinc phosphated
- Material: High performance alloy steel
- Application: For all screw applications in trade and industry

|           | <br>731415 |   |   | <br>L<br>mm | <br>g |
|-----------|------------|---|---|-------------|-------|
| 59S/70PZ1 | 0200283    | 5 | 1 | 70          | 8     |
| 59S/70PZ2 | 0200290    | 5 | 2 | 70          | 9     |
| 59S/70PZ3 | 0200306    | 5 | 3 | 70          | 10    |

## 59S/125PZ

### BITS FOR POZIDRIV SCREWS, 125 MM



- Drive: 1/4" DIN 3126-E 6,3, ISO 1173
- Finish: Zinc phosphated
- Material: High performance alloy steel
- Application: For all screws applications in trade and industry

|            | <br>731415 |   |   | <br>L<br>mm | <br>g |
|------------|------------|---|---|-------------|-------|
| 59S/125PZ1 | 0200733    | 5 | 1 | 125         | 21    |
| 59S/125PZ2 | 0200740    | 5 | 2 | 125         | 23    |
| 59S/125PZ3 | 0200757    | 5 | 3 | 125         | 25    |

## 59S/T

### BITS FOR TORX® SCREWS, 25 MM



- Drive: 1/4" DIN 3126-C 6,3, ISO 1173
- Finish: Zinc phosphated
- Material: High performance alloy steel
- Application: For all screws applications in trade and industry
- In plastic box of 5 or 10 pcs

|         | <br>731415 |    |     | <br>D<br>mm | <br>L<br>mm | <br>g |
|---------|------------|----|-----|-------------|-------------|-------|
| 59S/T3  | 0198443    | 5  | T3  | 1.10        | 25          | 4     |
| 59S/T4  | 0198450    | 5  | T4  | 1.30        | 25          | 4     |
| 59S/T5  | 0198467    | 5  | T5  | 1.43        | 25          | 4     |
| 59S/T6  | 0198474    | 10 | T6  | 1.70        | 25          | 4     |
| 59S/T7  | 0198498    | 10 | T7  | 1.99        | 25          | 5     |
| 59S/T8  | 0198504    | 10 | T8  | 2.31        | 25          | 5     |
| 59S/T9  | 0198511    | 10 | T9  | 2.50        | 25          | 5     |
| 59S/T10 | 0198528    | 10 | T10 | 2.74        | 25          | 5     |
| 59S/T15 | 0198535    | 10 | T15 | 3.27        | 25          | 5     |
| 59S/T20 | 0198542    | 10 | T20 | 3.86        | 25          | 5     |
| 59S/T25 | 0198566    | 10 | T25 | 4.43        | 25          | 5     |
| 59S/T27 | 0198580    | 10 | T27 | 4.99        | 25          | 5     |
| 59S/T30 | 0198597    | 5  | T30 | 5.52        | 25          | 6     |
| 59S/T40 | 0198610    | 5  | T40 | 6.65        | 25          | 7     |
| 59S/T45 | 0198641    | 5  | T45 | 7.82        | 25          | 8     |
| 59S/T50 | 0198658    | 5  | T50 | 8.83        | 25          | 8     |











## STANDARD BITS 1/4"

### 59S/T 3P

### BITS FOR TORX® SCREWS, 25 MM

- Drive: 1/4" DIN 3126-C 6,3, ISO 1173
- Finish: Zinc phosphated
- Material: High performance alloy steel
- Application: For all screw applications in trade and industry
- In small blister pack of 3 pcs










|  | <br>731415 |  |  | <br>D<br>mm | <br>L<br>mm | <br>g |
|---|---|---|---|--|--|--|
| 59S/T10-3P  | 0201457   | 1   | T10   | 2.74   | 25   | 20   |
| 59S/T15-3P  | 0201464   | 1   | T15   | 3.27   | 25   | 20   |
| 59S/T20-3P  | 0201471   | 1   | T20   | 3.86   | 25   | 20   |
| 59S/T25-3P  | 0201488   | 1   | T25   | 4.43   | 25   | 20   |
| 59S/T27-3P  | 0201495   | 1   | T27   | 4.99   | 25   | 20   |
| 59S/T30-3P  | 0201501   | 1   | T30   | 5.52   | 25   | 20   |
| 59S/T40-3P  | 0201518   | 1   | T40   | 6.65   | 25   | 20   |

### 59S/T 30P

### BITS FOR TORX® SCREWS, 25 MM

- Drive: 1/4" DIN 3126-C 6,3, ISO 1173
- Finish: Zinc phosphated
- Material: High performance alloy steel
- Application: For all screw applications in trade and industry
- 30 pcs boxed



|  | <br>731415 |  |  | <br>D<br>mm | <br>L<br>mm | <br>g |
|---|---|---|---|--|--|--|
| 59S/T10-30P   | 0200870   | 1   | T10   | 2.74   | 25   | 180  |
| 59S/T15-30P   | 0200887   | 1   | T15   | 3.27   | 25   | 180  |
| 59S/T20-30P   | 0200894   | 1   | T20   | 3.86   | 25   | 180  |
| 59S/T25-30P   | 0200900   | 1   | T25   | 4.43   | 25   | 180  |
| 59S/T30-30P   | 0200924   | 1   | T30   | 5.52   | 25   | 180  |
| 59S/T40-30P   | 0200931   | 1   | T40   | 6.65   | 25   | 180  |



59S/50T

BITS FOR TORX® SCREWS, 50 MM



- Drive: 1/4" DIN 3126-E 6,3, ISO 1173
- Finish: Zinc phosphated
- Material: High performance alloy steel
- Application: For all screws applications in trade and industry
- In plastic box of 5 pcs

|           | <br>731415 |   |      | <br>D<br>mm | <br>L<br>mm | <br>g |
|-----------|------------|---|------|-------------|-------------|-------|
| 59S/50T8  | 0200085    | 5 | T 8  | 2.4         | 50          | 12    |
| 59S/50T10 | 0200092    | 5 | T 10 | 2.7         | 50          | 13    |
| 59S/50T15 | 0200108    | 5 | T 15 | 3.3         | 50          | 13    |
| 59S/50T20 | 0200115    | 5 | T 20 | 3.8         | 50          | 14    |
| 59S/50T25 | 0200122    | 5 | T 25 | 4.4         | 50          | 14    |
| 59S/50T27 | 0200139    | 5 | T 27 | 4.9         | 50          | 14    |
| 59S/50T30 | 0200146    | 5 | T 30 | 5.5         | 50          | 15    |
| 59S/50T40 | 0200153    | 5 | T 40 | 6.6         | 50          | 17    |

59S/50T 2P

BITS FOR TORX® SCREWS, 50 MM



- Drive: 1/4" DIN 3126-E 6,3, ISO 1173
- Finish: Zinc phosphated
- Material: High performance alloy steel
- Application: For all screw applications in trade and industry
- In small blister pack of 2 pcs

|              | <br>731415 |   |     | <br>D<br>mm | <br>L<br>mm | <br>g |
|--------------|------------|---|-----|-------------|-------------|-------|
| 59S/50T10-2P | 0201723    | 1 | T10 | 2.7         | 50          | 15    |
| 59S/50T15-2P | 0201730    | 1 | T15 | 3.3         | 50          | 15    |
| 59S/50T20-2P | 0201747    | 1 | T20 | 3.8         | 50          | 15    |
| 59S/50T25-2P | 0201754    | 1 | T25 | 4.4         | 50          | 15    |
| 59S/50T30-2P | 0201761    | 1 | T30 | 5.5         | 50          | 15    |





## STANDARD BITS 1/4"

### 59S/70T

### BITS FOR TORX® SCREWS, 70 MM



- Drive: 1/4" DIN 3126-E 6,3, ISO 1173
- Finish: Zinc phosphated
- Material: High performance alloy steel
- Application: For all screw applications in trade and industry

\*\* for special screws

|           | <br>731415 |   |     | <br>D<br>mm | <br>L<br>mm | <br>g |
|-----------|------------|---|-----|-------------|-------------|-------|
| 59S/70T10 | 0200313    | 5 | T10 | 2.7         | 70          | 7     |
| 59S/70T15 | 0200566    | 5 | T15 | 3.3         | 70          | 7     |
| 59S/70T20 | 0200573    | 5 | T20 | 3.8         | 70          | 8     |
| 59S/70T25 | 0200580    | 5 | T25 | 4.4         | 70          | 8     |
| 59S/70T27 | 0200597    | 5 | T27 | 4.9         | 70          | 9     |
| 59S/70T30 | 0200603    | 5 | T30 | 5.5         | 70          | 10    |
| 59S/70T40 | 0200610    | 5 | T40 | 6.6         | 70          | 12    |

### 59S/70T 2P

### BITS FOR TORX® SCREWS, 70 MM



- Drive: 1/4" DIN 3126-E 6,3, ISO 1173
- Finish: Zinc phosphated
- Material: High performance alloy steel
- Application: For all screw applications in trade and industry
- In blister pack of 2 pcs

|              | <br>731415 |   |     | <br>D<br>mm | <br>L<br>mm | <br>g |
|--------------|------------|---|-----|-------------|-------------|-------|
| 59S/70T20-2P | 0201839    | 1 | T20 | 3.8         | 70          | 40    |

### 59S/150T

### BITS FOR TORX® SCREWS 150 MM



- Drive: 1/4" DIN 3126-E 6,3, ISO 1173
- Finish: Zinc phosphated
- Material: High performance alloy steel
- Application: For all screw applications in trade and industry

|            | <br>731415 |   |     | <br>D<br>mm | <br>L<br>mm | <br>g |
|------------|------------|---|-----|-------------|-------------|-------|
| 59S/150T15 | 0200764    | 5 | T15 | 3.3         | 150         | 10    |
| 59S/150T20 | 0200771    | 5 | T20 | 3.8         | 150         | 20    |
| 59S/150T25 | 0200788    | 5 | T25 | 4.4         | 150         | 20    |
| 59S/150T30 | 0200795    | 5 | T30 | 5.5         | 150         | 20    |



59S/TR

BITS FOR TORX® TAMPER SCREWS, 25 MM




- Drive: 1/4" DIN 3126-C 6,3, ISO 1173
- Finish: Zinc phosphated
- Material: High performance alloy steel
- Application: For all screw applications in trade and industry
- TORX® Tamper resistant screws have a centre pin to prevent a standard TORX® driver being inserted
- In plastic box of 5 pcs

|          | <br>731415 |   |       | <br>D<br>mm | <br>L<br>mm | <br>g |
|----------|------------|---|-------|-------------|-------------|-------|
| 59S/TR7  | 0198672    | 5 | TR 7  | 1.99        | 25          | 4     |
| 59S/TR8  | 0198689    | 5 | TR 8  | 2.31        | 25          | 4     |
| 59S/TR9  | 0198696    | 5 | TR 9  | 2.50        | 25          | 4     |
| 59S/TR10 | 0198702    | 5 | TR 10 | 2.74        | 25          | 5     |
| 59S/TR15 | 0198719    | 5 | TR 15 | 3.27        | 25          | 5     |
| 59S/TR20 | 0198726    | 5 | TR 20 | 3.86        | 25          | 6     |
| 59S/TR25 | 0198740    | 5 | TR 25 | 4.43        | 25          | 6     |
| 59S/TR27 | 0198757    | 5 | TR 27 | 4.99        | 25          | 6     |
| 59S/TR30 | 0198771    | 5 | TR 30 | 5.52        | 25          | 6     |
| 59S/TR40 | 0198795    | 5 | TR 40 | 6.65        | 25          | 7     |

59S/TR 3P

BITS FOR TORX® TAMPER SCREWS, 25 MM



- Drive: 1/4" DIN 3126-C 6,3, ISO 1173
- Finish: Zinc phosphated
- Material: High performance alloy steel
- Application: For all screws applications in trade and industry
- TORX® Tamper resistant screws have a centre pin to prevent a standard TORX® driver being inserted
- In small blister pack of 3 pcs

|             | <br>731415 |   |       | <br>D<br>mm | <br>L<br>mm | <br>g |
|-------------|------------|---|-------|-------------|-------------|-------|
| 59S/TR10-3P | 0201525    | 1 | TR 10 | 2.74        | 25          | 20    |
| 59S/TR15-3P | 0201532    | 1 | TR 15 | 3.27        | 25          | 20    |
| 59S/TR20-3P | 0201549    | 1 | TR 20 | 3.86        | 25          | 20    |
| 59S/TR25-3P | 0201556    | 1 | TR 25 | 4.43        | 25          | 20    |
| 59S/TR27-3P | 0201570    | 1 | TR 27 | 4.99        | 25          | 20    |
| 59S/TR30-3P | 0201587    | 1 | TR 30 | 5.52        | 25          | 20    |
| 59S/TR40-3P | 0201594    | 1 | TR 40 | 6.65        | 25          | 20    |



## STANDARD BITS 1/4"

### 59S/70TR

### BITS FOR TORX® TAMPER SCREWS, 70 MM




- Drive: 1/4" DIN 3126-E 6,3, ISO 1173
- Finish: Zinc phosphated
- Material: High performance alloy steel
- Application: For all screws applications in trade and industry
- TORX® Tamper resistant screws have a centre pin to prevent a standard TORX® driver being inserted

|            | <br>731415 |   |      | <br>b<br>mm | <br>L<br>mm | <br>g |
|------------|------------|---|------|-------------|-------------|-------|
| 59S/70TR15 | 0200627    | 5 | TR15 | 3.27        | 70          | 8     |
| 59S/70TR20 | 0200634    | 5 | TR20 | 3.86        | 70          | 8     |
| 59S/70TR25 | 0200641    | 5 | TR25 | 4.43        | 70          | 8     |
| 59S/70TR27 | 0200658    | 5 | TR27 | 4.99        | 70          | 9     |
| 59S/70TR30 | 0200665    | 5 | TR30 | 5.52        | 30          | 9     |
| 59S/70TR40 | 0200672    | 5 | TR40 | 6.65        | 70          | 10    |

### 59S/H mm

### BITS FOR HEXAGON SCREWS, 25 MM



- Drive: 1/4" DIN 3126-C 6,3, ISO 1173
- Finish: Zinc phosphated
- Material: High performance alloy steel, ideal for bits
- Application: For all screws applications in trade and industry
- In plastic box of 5 pcs

|          | <br>731415 |   | <br>mm | <br>L<br>mm | <br>g |
|----------|------------|---|--------|-------------|-------|
| 59S/H1.5 | 0198924    | 5 | 1.5    | 25          | 3     |
| 59S/H2   | 0198955    | 5 | 2      | 25          | 3     |
| 59S/H2.5 | 0198962    | 5 | 2.5    | 25          | 3     |
| 59S/H3   | 0198986    | 5 | 3      | 25          | 3     |
| 59S/H4   | 0198993    | 5 | 4      | 25          | 6     |
| 59S/H5   | 0199013    | 5 | 5      | 25          | 6     |
| 59S/H6   | 0199037    | 5 | 6      | 25          | 10    |
| 59S/H8   | 0199051    | 5 | 8      | 25          | 12    |
| 59S/H10  | 0199075    | 5 | 10     | 25          | 17    |



## 59S/H "



### BITS FOR HEXAGON SCREWS, 25 MM

- Drive: 1/4" DIN 3126-C 6,3, ISO 1173
- Finish: Zinc phosphated
- Material: High performance alloy steel
- Application: For all screw applications in trade and industry
- In plastic box of 5 pcs

|           | <br>731415 |   |      | <br>L<br>mm | <br>g |
|-----------|------------|---|------|-------------|-------|
| 59S/H1/4  | 0199266    | 5 | 1/4  | 25          | 5     |
| 59S/H1/8  | 0199174    | 5 | 1/8  | 25          | 5     |
| 59S/H1/16 | 0204205    | 5 | 1/16 | 25          | 5     |
| 59S/H3/8  | 0204212    | 5 | 3/8  | 25          | 5     |
| 59S/H3/16 | 0199228    | 5 | 3/16 | 25          | 5     |
| 59S/H3/32 | 0199136    | 5 | 3/32 | 25          | 5     |
| 59S/H5/16 | 0199273    | 5 | 5/16 | 25          | 5     |
| 59S/H5/32 | 0199204    | 5 | 5/32 | 25          | 5     |
| 59S/H5/64 | 0199112    | 5 | 5/64 | 25          | 8     |
| 59S/H7/32 | 0199242    | 5 | 7/32 | 25          | 8     |
| 59S/H7/64 | 0199150    | 5 | 7/64 | 25          | 12    |
| 59S/H9/64 | 0199198    | 5 | 9/64 | 25          | 15    |

## 59S/H 3P



### BITS FOR HEXAGON SCREWS, 25 MM

- Drive: 1/4" DIN 3126-C 6,3, ISO 1173
- Finish: Zinc phosphated
- Material: High performance alloy steel
- Application: For all screw applications in trade and industry
- In small blister pack of 3 pcs

|           | <br>731415 |   | <br>mm | <br>L<br>mm | <br>g |
|-----------|------------|---|--------|-------------|-------|
| 59S/H3-3P | 0201662    | 1 | 3      | 25          | 20    |
| 59S/H4-3P | 0201679    | 1 | 4      | 25          | 20    |
| 59S/H5-3P | 0201686    | 1 | 5      | 25          | 20    |
| 59S/H6-3P | 0201693    | 1 | 6      | 25          | 20    |
| 59S/H8-3P | 0201709    | 1 | 8      | 25          | 20    |



## STANDARD BITS 1/4"

### 59S/50H

### BITS FOR HEXAGON SCREWS, 50 MM



- Drive: 1/4" DIN 3126-E 6,3, ISO 1173
- Finish: Zinc phosphated
- Material: High performance alloy steel
- Application: For all screw applications in trade and industry
- In plastic box of 5 pcs

|            | <br>731415 |   | <br>mm | <br>L<br>mm | <br>g |
|------------|------------|---|--------|-------------|-------|
| 59S/50H2   | 0200160    | 5 | 2      | 50          | 10    |
| 59S/50H2.5 | 0200177    | 5 | 2.5    | 50          | 10    |
| 59S/50H3   | 0200184    | 5 | 3      | 50          | 10    |
| 59S/50H4   | 0200191    | 5 | 4      | 50          | 10    |
| 59S/50H5   | 0200207    | 5 | 5      | 50          | 10    |
| 59S/50H6   | 0200214    | 5 | 6      | 50          | 10    |
| 59S/50H8   | 0200221    | 5 | 8      | 50          | 10    |

### 59S/H BALL

### BITS FOR HEXAGON BALL POINT SCREWS, 89 MM




- Drive: 1/4" DIN 3126-E 6,3, ISO 1173
- Finish: Zinc phosphated
- Material: High performance alloy steel
- Application: For all screw applications in trade and industry
- Hex ball point bits facilitate working in confined spaces by using at an angle

|            | <br>731415 |   | <br>mm | <br>L<br>mm | <br>g |
|------------|------------|---|--------|-------------|-------|
| 59S/H3BALL | 0200689    | 5 | 3      | 89          | 20    |
| 59S/H4BALL | 0200696    | 5 | 4      | 89          | 20    |
| 59S/H5BALL | 0200702    | 5 | 5      | 89          | 20    |
| 59S/H6BALL | 0200719    | 5 | 6      | 89          | 20    |
| 59S/H8BALL | 0200726    | 5 | 8      | 89          | 20    |

### 59S/H BALL 3P

### BITS FOR HEXAGON BALL POINT SCREWS, 89 MM



- Drive: 1/4" DIN 3126-E 6,3, ISO 1173
- Finish: Zinc phosphated
- Material: High performance alloy steel
- Application: For all screw applications in trade and industry
- Hex ball point bits facilitate working in confined spaces by using at an angle
- In blister pack of 3 pcs

|              | <br>731415 |   | <br>mm  | <br>L<br>mm | <br>g |
|--------------|------------|---|---------|-------------|-------|
| 59S/HBALL-3P | 0201716    | 1 | 5, 6, 8 | 89          | 65    |



59S/R

BITS FOR ROBERTSON SCREWS, 25 MM




- Drive: 1/4" DIN 3126-C 6,3, ISO 1173
- Finish: Zinc phosphated
- Material: High performance alloy steel
- Application: For all screw applications in trade and industry
- Robertson bits tapered tip retains the screw for easier operation and give more surface contact, reducing cam out effect
- In plastic box of 10 pcs

|        | <br>731415 |    |     | <br>L<br>mm | <br>g |
|--------|------------|----|-----|-------------|-------|
| 59S/R1 | 0199310    | 10 | # 1 | 25          | 5     |
| 59S/R2 | 0199341    | 10 | # 2 | 25          | 6     |
| 59S/R3 | 0199365    | 10 | # 3 | 25          | 8     |

59S/R 3P

BITS FOR ROBERTSON SCREWS, 25 MM



- Drive: 1/4" DIN 3126-C 6,3, ISO 1173
- Finish: Zinc phosphated
- Material: High performance alloy steel
- Application: For all screw applications in trade and industry
- Robertson bits tapered tip retains screw for easier operation and give more surface contact, reducing cam out effect
- In small blister pack of 3 pcs

|           | <br>731415 |   |    | <br>L<br>mm | <br>g |
|-----------|------------|---|----|-------------|-------|
| 59S/R1-3P | 0201631    | 1 | #1 | 25          | 20    |
| 59S/R2-3P | 0201648    | 1 | #2 | 25          | 20    |
| 59S/R3-3P | 0201655    | 1 | #3 | 25          | 20    |

59S/50R

BITS FOR ROBERTSON SCREWS, 50 MM



- Drive: 1/4" DIN 3126-E 6,3, ISO 1173
- Finish: Zinc phosphated
- Material: High performance alloy steel
- Application: For all screws applications in trade and industry
- Robertson bits tapered tip retains screw for easier operation
- In plastic box of 5 pcs

|          | <br>731415 |   |    | <br>L<br>mm | <br>g |
|----------|------------|---|----|-------------|-------|
| 59S/50R1 | 0200238    | 5 | #1 | 50          | 8     |
| 59S/50R2 | 0200245    | 5 | #2 | 50          | 9     |
| 59S/50R3 | 0200252    | 5 | #3 | 50          | 10    |



## STANDARD BITS 1/4"

### 59S/TS mm

### BITS FOR TORQ-SET SCREWS, 25 MM



- Drive: 1/4" DIN 3126-C 6,3, ISO 1173
- Finish: Zinc phosphated
- Material: High performance alloy steel
- Application: For applications where screws or bolts must be torque-tight
- In plastic boxes of 5 pcs

|           | <br>731415 |   |    | <br>L<br>mm | <br>g |
|-----------|------------|---|----|-------------|-------|
| 59S/TS-0  | 0199389    | 5 | 0  | 25          | 5     |
| 59S/TS-1  | 0199396    | 5 | 1  | 25          | 5     |
| 59S/TS-2  | 0199419    | 5 | 2  | 25          | 5     |
| 59S/TS-3  | 0199433    | 5 | 3  | 25          | 5     |
| 59S/TS-4  | 0199457    | 5 | 4  | 25          | 5     |
| 59S/TS-5  | 0199518    | 5 | 5  | 25          | 5     |
| 59S/TS-6  | 0199532    | 5 | 6  | 25          | 6     |
| 59S/TS-8  | 0199556    | 5 | 8  | 25          | 6     |
| 59S/TS-10 | 0199570    | 5 | 10 | 25          | 6     |

### 59S/TW

### BITS FOR TRI-WING SCREWS, 25 MM



- Drive: 1/4" DIN 3126-C 6,3, ISO 1173
- Finish: Zinc phosphated
- Material: High performance alloy steel
- Application: On tamper resistant screws in electronic products
- In plastic box of 5 pcs

|         | <br>731415 |   |      | <br>L<br>mm | <br>g |
|---------|------------|---|------|-------------|-------|
| 59S/TW0 | 0199617    | 5 | TW 0 | 25          | 5     |
| 59S/TW1 | 0199631    | 5 | TW 1 | 25          | 5     |
| 59S/TW2 | 0199655    | 5 | TW 2 | 25          | 5     |
| 59S/TW3 | 0199679    | 5 | TW 3 | 25          | 5     |
| 59S/TW4 | 0199693    | 5 | TW 4 | 25          | 5     |
| 59S/TW5 | 0199716    | 5 | TW 5 | 25          | 5     |



## 59S/M

### BITS FOR XZN SCREWS, 25 MM



- Drive: 1/4" DIN 3126-C 6,3, ISO 1173
- Finish: Zinc phosphated
- Material: High performance alloy steel
- Application: For automotive applications. These screws are used in high torque applications
- In plastic box of 10 pcs

|        | <br>731415 |    |    | <br>L<br>mm | <br>g |
|--------|------------|----|----|-------------|-------|
| 59S/M3 | 0199730    | 10 | M3 | 25          | 5     |
| 59S/M4 | 0199754    | 10 | M4 | 25          | 5     |
| 59S/M5 | 0199778    | 10 | M5 | 25          | 5     |
| 59S/M6 | 0199792    | 10 | M6 | 25          | 5     |
| 59S/M8 | 0199808    | 10 | M8 | 25          | 5     |

## 59S/PH COMBI 2P

### BITS FOR PHILLIPS/SLOTTED SCREWS, 125 MM



- Drive: DIN 3126, ISO 1173
- Finish: Zinc phosphated
- Material: High performance alloy steel
- Application: The special slotted/Phillips profiles are used in many electrical racks and terminals because of the better torque and flexibility to the end user

|                 | <br>731415 |   |     |   | <br>L<br>mm | <br>g |
|-----------------|------------|---|-----|---|-------------|-------|
| 59S/PH2COMBI-2P | 0203604    | 1 | 6.0 | 2 | 125         | 25    |
| 59S/PH3COMBI-2P | 0203611    | 1 | 8.0 | 3 | 125         | 25    |

## K6750

### POWER NUT DRIVERS



- Drive: 1/4"DIN 3126 E6.3, ISO 1173
- Finish: Black finish
- Material: High performance alloy steel
- Hexagon socket
- In plastic box containing one nut driver

|           | <br>731415 |   |       |      | <br>Ø<br>mm | <br>L<br>mm | <br>g |
|-----------|------------|---|-------|------|-------------|-------------|-------|
| K6750-6   | 0204670    | 1 | 6 mm  | 1/4" | 11.5        | 50          | 25    |
| K6750-7   | 0204687    | 1 | 7 mm  | 1/4" | 12          | 50          | 28    |
| K6750-8   | 0204694    | 1 | 8 mm  | 1/4" | 12.5        | 50          | 36    |
| K6750-10  | 0204700    | 1 | 10 mm | 1/4" | 14.5        | 50          | 36    |
| K6750-13  | 0204823    | 1 | 13 mm | 1/4" | 17          | 50          | 40    |
| K6750-1/4 | 0204663    | 1 | 1/4"  | 1/4" | 10.5        | 50          | 22    |
| K6750-3/8 | 0204656    | 1 | 3/8"  | 1/4" | 14.4        | 50          | 35    |





# STANDARD BITS 1/4"

## KM6750

### POWER MAGNETIC NUT DRIVER



- Drive: 1/4" DIN 3126 E6.3, ISO 1173
- Finish: Black finish
- Material: High performance alloy steel
- With strong magnet
- Hexagon socket
- In plastic box containing one nut driver

|            | <br>731415 |   |       |      | $\varnothing$<br>mm | $\frac{L}{mm}$ | <br>g |
|------------|------------|---|-------|------|---------------------|----------------|-------|
| KM6750-6   | 0204601    | 1 | 6 mm  | 1/4" | 11.5                | 50             | 25    |
| KM6750-7   | 0204618    | 1 | 7 mm  | 1/4" | 12                  | 50             | 28    |
| KM6750-8   | 0204625    | 1 | 8 mm  | 1/4" | 12.5                | 50             | 31    |
| KM6750-10  | 0204649    | 1 | 10 mm | 1/4" | 14.5                | 50             | 36    |
| KM6750-13  | 0204632    | 1 | 13 mm | 1/4" | 17                  | 50             | 40    |
| KM6750-1/4 | 0204595    | 1 | 1/4"  | 1/4" | 10.5                | 50             | 22    |
| KM6750-3/8 | 0204588    | 1 | 3/8"  | 1/4" | 14.4                | 50             | 35    |

## K6625

### ADAPTORS



- Drive: 1/4" DIN 3126-A6,3, ISO 1173
- Finish: Black finish
- Material: High performance alloy steel
- Male hexagon to male square 1/4" DIN 3120-A6,3
- Ball type

|           | <br>731415 |   |      |      | $\frac{L}{mm}$ | <br>g |
|-----------|------------|---|------|------|----------------|-------|
| K6625-1/4 | 0204496    | 5 | 1/4" | 1/4" | 25             | 5     |

## K6638

### ADAPTORS



- Drive: 1/4" DIN 3126-A6,3, ISO 1173
- Finish: Black finish
- Material: High performance alloy steel
- Hexagon male to square male 3/8" DIN 3120-A10
- Ball type

|           | <br>731415 |   |      |      | $\frac{L}{mm}$ | <br>g |
|-----------|------------|---|------|------|----------------|-------|
| K6638-3/8 | 0204557    | 5 | 3/8" | 1/4" | 38             | 25    |



**K6650**



**ADAPTORS**

- Drive: 1/4" DIN 3126-A6,3, ISO 1173
- Finish: Black finish
- Material: High performance alloy steel
- Hexagon male to square male DIN 3120
- K6650-1/4-1P in plastic holder
- Pin type (except K6650-1/4-1P ball type)

|              | <br>731415 |   |      |      | <br>L<br>mm | <br>g |
|--------------|------------|---|------|------|-------------|-------|
| K6650-1/4    | 0204526    | 5 | 1/4" | 1/4" | 50          | 18    |
| K6650-1/4-1P | 0204533    | 1 | 1/4" | 1/4" | 50          | 18    |
| K6650-3/8    | 0204502    | 5 | 3/8" | 1/4" | 50          | 25    |
| K6650-1/2    | 0204519    | 5 | 1/2" | 1/4" | 50          | 35    |

**K66100**



**ADAPTORS**

- Drive: 1/4" DIN 3126-A6,3, ISO 1173
- Finish: Black finish
- Material: High performance alloy steel
- Hexagon male to square male DIN 3120
- K66100-1/4: Pin type
- K66100-3/8: Ball type

|            | <br>731415 |   |      |      | <br>L<br>mm | <br>g |
|------------|------------|---|------|------|-------------|-------|
| K66100-1/4 | 0204540    | 5 | 1/4" | 1/4" | 100         | 32    |
| K66100-3/8 | 0204564    | 5 | 3/8" | 1/4" | 100         | 50    |

**K6660-QR**



**ADAPTOR WITH QUICK RELEASE SYSTEM**

- Drive: 1/4" DIN 3126-A6,3, ISO 1173
- Finish: Black finish
- Material: High performance alloy steel
- With quick release system for easy lock
- Hexagon male to square male DIN 3120
- In plastic holder
- Ball type

|             | <br>731415 |   |      |      | <br>L<br>mm | <br>g |
|-------------|------------|---|------|------|-------------|-------|
| K6660-QR-1P | 0204571    | 1 | 1/4" | 1/4" | 60          | 20    |



# STANDARD BITS 1/4"

## KR653

### UNIVERSAL HOLDERS

- Drive: 1/4" DIN 3126-E 6,3, ISO 1173
- Finish: Black finish
- Material: High performance alloy steel
- With retaining ring, non magnetic
- DIN 3126 D 6,3

|       |            |   |        |        |             |       |
|-------|------------|---|--------|--------|-------------|-------|
|       | <br>731415 |   | <br>mm | <br>mm | <br>L<br>mm | <br>g |
| KR653 | 0204885    | 5 | 1/4"   | 1/4"   | 60          | 11    |

## KSR753

### UNIVERSAL HOLDERS

- Drive: 1/4" DIN 3126-E 6,3, ISO 1173
- Finish: Stainless steel
- Material: High performance stainless steel
- With retaining ring. Non magnetic
- DIN 3126 D 6,3
- Application: Non-rusting stainless steel, suitable to use with stainless steel bits
- KSR753-1P, in plastic holder

|           |            |   |        |        |             |       |
|-----------|------------|---|--------|--------|-------------|-------|
|           | <br>731415 |   | <br>mm | <br>mm | <br>L<br>mm | <br>g |
| KSR753    | 0204892    | 5 | 1/4"   | 1/4"   | 75          | 30    |
| KSR753-1P | 0204908    | 1 | 1/4"   | 1/4"   | 75          | 45    |

## KCB753

### UNIVERSAL HOLDERS

- Drive: 1/4" DIN 3126-E 6,3, ISO 1173
- Finish: Copper-Beryllium (sleeve)
- Material: High performance alloy steel
- With retaining ring, non magnetic
- DIN 3126 D 6,3
- Application: Suitable for applications that require a very high torque or peak loads
- High wear and corrosion resistance

|        |            |   |        |        |             |       |
|--------|------------|---|--------|--------|-------------|-------|
|        | <br>731415 |   | <br>mm | <br>mm | <br>L<br>mm | <br>g |
| KCB753 | 0204915    | 1 | 1/4"   | 1/4"   | 75          | 40    |



## KM653

### MAGNETIC UNIVERSAL HOLDERS



- Drive: 1/4" DIN 3126-E 6,3, ISO 1173
- Finish: Black finish
- Material: High performance alloy steel
- With strong magnet; without retaining ring
- DIN 3126 D 6,3
- KM653-1P, in plastic holder containing 1 adaptor

|       |            |   |      |      |        |        |       |
|-------|------------|---|------|------|--------|--------|-------|
|       | <br>731415 |   |      |      | <br>mm | <br>mm | <br>g |
| KM653 | 1786915    | 5 | 1/4" | 1/4" | 10     | 60     | 12    |

## KMR653

### MAGNETIC UNIVERSAL HOLDERS



- Drive: 1/4" DIN 3126-E 6,3, ISO 1173
- Finish: Black finish
- Material: High performance alloy steel
- With strong magnet and retaining ring
- DIN 3126 D 6,3
- KMR653-1P, in plastic holder

|           |            |   |      |      |        |        |       |
|-----------|------------|---|------|------|--------|--------|-------|
|           | <br>731415 |   |      |      | <br>mm | <br>mm | <br>g |
| KMR653    | 0204922    | 5 | 1/4" | 1/4" | 11     | 60     | 15    |
| KMR653-1P | 0204939    | 1 | 1/4" | 1/4" | 11     | 60     | 20    |

## KMR753

### MAGNETIC UNIVERSAL HOLDERS



- Drive: 1/4" DIN 3126-E 6,3, ISO 1173
- Finish: Black finish
- Material: High performance alloy steel
- With strong magnet and retaining ring
- DIN 3126 D 6,3
- KMR753-1P, in plastic holder

|           |            |   |      |      |        |        |       |
|-----------|------------|---|------|------|--------|--------|-------|
|           | <br>731415 |   |      |      | <br>mm | <br>mm | <br>g |
| KMR753    | 0204946    | 5 | 1/4" | 1/4" | 11     | 70     | 30    |
| KMR753-1P | 0204953    | 1 | 1/4" | 1/4" | 11     | 70     | 35    |



## STANDARD BITS 1/4"

### KMR150



### MAGNETIC UNIVERSAL HOLDERS

- Drive: 1/4" DIN 3126-E 6,3, ISO 1173
- Finish: Black finish
- Material: High performance alloy steel
- With strong magnet and retaining ring
- DIN 3126 D 6,3
- KMR150-1P, in plastic holder

|           | <br>731415 |   |      |      | <br>mm | <br>L<br>mm | <br>g |
|-----------|------------|---|------|------|--------|-------------|-------|
| KMR150    | 0204960    | 5 | 1/4" | 1/4" | 11     | 150         | 60    |
| KMR150-1P | 0204977    | 1 | 1/4" | 1/4" | 11     | 150         | 65    |

### KM653-QR



### ADAPTORS WITH PERMANENT MAGNET AND QUICK RELEASE

- Drive: DIN 3126-E6.3, ISO 1173
- Material: High performance alloy steel
- DIN 3126 D 6,3
- With permanent magnet
- KM653-QR-1P, in plastic holder

|             | <br>731415 |   |      |      | <br>mm | <br>L<br>mm | <br>g |
|-------------|------------|---|------|------|--------|-------------|-------|
| KM653-QR    | 0115983    | 5 | 1/4" | 1/4" | 14     | 60          | 15    |
| KM653-QR-1P | 1848507    | 1 | 1/4" | 1/4" | 14     | 60          | 20    |

### KM753-QR



### ADAPTORS WITH PERMANENT MAGNET AND QUICK RELEASE

- Drive: DIN 3126-E6.3, ISO 1173
- Material: High performance alloy steel
- DIN 3126 D 6,3
- With permanent magnet
- In plastic holder

|             | <br>731415 |   |      |      | <br>mm | <br>L<br>mm | <br>g |
|-------------|------------|---|------|------|--------|-------------|-------|
| KM753-QR-1P | 0204830    | 1 | 1/4" | 1/4" | 15     | 75          | 40    |

### KM653-SF



### ADAPTOR WITH SWIVEL FUCTION

- Drive: DIN 3126-E6.3, ISO 1173
- Material: High performance alloy steel
- DIN 3126 D 6,3
- With permanent magnet and with swivel function providing movility to reach tight spots
- In plastic holder

|          | <br>731415 |   |      |      | <br>mm | <br>L<br>mm | <br>g |
|----------|------------|---|------|------|--------|-------------|-------|
| KM653-SF | 0204984    | 1 | 1/4" | 1/4" | 14     | 60          | 20    |



## K18NF

### BITS FOR PHILLIPS® PH HEAD SCREWS



- With thread drive for magazine screwdriver, thread 10-32NF 2A (DUOFAST) e.g. DUOFAST automatic screwdriver, on BOSCH, FEIN and MAKITA screwdrivers or HOLZ-HER magazine screwdriver
- Finish: Steel-grey, greased
- Material: High performance alloy steel

|         |            |   |   |             |       |
|---------|------------|---|---|-------------|-------|
|         | <br>731415 |   |   | <br>L<br>mm | <br>g |
| K18NF-2 | 1347161    | 5 | 2 | 44.5        | 12    |

## K19PZD

### BITS FOR POZIDRIV® PZ HEAD SCREWS



- With thread drive for magazine screwdriver, thread 10-32NF 2A (DUOFAST) e.g. DUOFAST automatic screwdriver, on BOSCH, FEIN and MAKITA screwdrivers or HOLZ-HER magazine screwdriver
- Finish: Steel-grey, greased
- Material: High performance alloy steel

|            |            |    |   |             |       |
|------------|------------|----|---|-------------|-------|
|            | <br>731415 |    |   | <br>L<br>mm | <br>g |
| K19PZD-2NF | 1586157    | 10 | 2 | 44.5        | 10    |
| K19PZD-2M5 | 1693237    | 10 | 2 | 44.5        | 10    |

## K20TORX

### BITS FOR TORX® HEAD SCREWS



- With thread drive for magazine screwdriver, thread 10-32NF 2A (DUOFAST) e.g. DUOFAST automatic screwdriver, on BOSCH, FEIN and MAKITA screwdrivers or HOLZ-HER magazine screwdriver
- Finish: Steel-grey, greased
- Material: High performance alloy steel

|             |            |    |     |             |             |       |
|-------------|------------|----|-----|-------------|-------------|-------|
|             | <br>731415 |    |     | <br>D<br>mm | <br>L<br>mm | <br>g |
| K20TORX-T25 | 1825799    | 10 | T25 | 4.43        | 44.5        | 8     |



## BIT SETS 1/4"

### 59S/31-1

### BIT SET FOR SLOTTED, PHILLIPS PH, POZIDRIV PZ, TORX® AND HEXAGON HEAD SCREWS



- 31 pce bit set: 30 bits and 1 magnetic quick release bit holder
- In cardboard packaging
- Drive: 1/4" DIN 3126-C6.3, ISO 1173
- Finish: Zinc phosphate
- Material: High performance alloy steel

|   | <br>731151 |   | <br>mm                            | <br>g |
|---|------------|---|-----------------------------------|-------|
| 59S/31-1                                    | 0191451    | 1 | 110x65x42                         | 250   |
| 59S/PH<br>PH1, 3xPH2, PH3, 2xPH2G           |            |   | 59S/PZ<br>PZ1, 3xPZ2, PZ3         |       |
| 59S/T<br>T10, 3xT15, 3xT20, 2xT25, T27, T30 |            |   | 59S/<br>0.5x3.0, 0.6x4.5, 0.8x5.5 |       |
| 59S/H<br>3.0, 4.0, 5.0, 6.0                 |            |   | KM653-QR<br>1/4" - 60 mm          |       |

### 59S/31-2

### 31 PCE BIT SET FOR PHILLIPS, POZIDRIV AND TORX® SCREWS



- 31 pce bit set: 30 bits and 1 magnetic quick release bit holder
- In cardboard packaging
- Drive: 1/4" DIN 3126-C6.3, ISO 1173
- Finish: Zinc phosphate
- Material: High performance alloy steel

|  | <br>731151 |   | <br>mm                   | <br>g |
|--|------------|---|--------------------------|-------|
| 59S/31-2                                   | 0191468    | 1 | 110x65x42                | 250   |
| 59S/PH<br>4xPH2, 4xPH2G                    |            |   | 59S/PZ<br>4xPZ2          |       |
| 59S/T<br>2xT10, 4xT15, 5xT20, 5xT25, 2xT30 |            |   | KM653-QR<br>1/4" - 60 mm |       |



59S/31-3

31 PCE BIT SET FOR PHILLIPS, POZIDRIV AND TORX® TAMPER RESISTANT SCREWS



- 31 pce bit set: 30 bits and 1 magnetic quick release bit holder
- In cardboard packaging
- Drive: 1/4" DIN 3126-C6.3, ISO 1173
- Finish: Zinc phosphate
- Material: High performance alloy steel

|   | <br>731151 |   | <br>mm                      | <br>g |
|---|------------|---|-----------------------------|-------|
| 59S/31-3  | 0191475    | 1 | 110x65x42                   | 245   |
| 59S/PH<br>2xPH1, 2xPH2, PH3                                     |            |   | 59S/PZ<br>2xPZ1, 3xPZ2, PZ3 |       |
| 59S/TR<br>2xTR10, 3xTR15, 5xTR20, 4xTR25,<br>TR27, 4xTR30, TR40 |            |   | KM653-QR<br>1/4" - 60 mm    |       |

60T/31-1

31 PCE TORSION BIT SET FOR SLOTTED, PHILLIPS, POZIDRIV, TORX® AND HEXAGON SCREWS



- 31 pce bit set: 30 (Torsion+Standard) bits and 1 magnetic quick release bit holder
- In hanging cardboard packaging
- Drive: 1/4" DIN 3126-C6.3, ISO 1173
- Finish: Zinc phosphate
- Material: High performance alloy steel
- Torsion bits are suitable for hard material applications

|  | <br>731415 |   | <br>mm                    | <br>g |
|--|------------|---|---------------------------|-------|
| 60T/31-1   | 0191482    | 1 | 110x65x42                 | 245   |
| 60T/PH<br>PH1, 3xPH2, PH3, 2xPH2G                |            |   | 60T/PZ<br>PZ1, 3xPZ2, PZ3 |       |
| 60T/T<br>T10, 3xT15, 3xT20, 2xT25, T27,<br>2xT30 |            |   | 60T/<br>0.6-4.5, 0.8x5.5  |       |
| 60T/H<br>3.0, 4.0, 5.0, 6.0                      |            |   | 1 pce<br>1/4" - 60 mm     |       |






## BIT SETS 1/4"

### 59S/17-1

### 17 PCE BIT SET FOR SLOTTED, PHILLIPS, POZIDRIV, HEXAGON SCREW




- 17 pce bit set: 16 bits and 1 magnetic quick release bit holder
- In cardboard packaging
- Drive: 1/4" DIN 3126-C6.3, ISO 1173
- Finish: Zinc phosphate
- Material: High performance alloy steel

|                              | <br>731151 |   | <br>mm                | <br>g |
|------------------------------|------------|---|-----------------------|-------|
| 59S/17-1                     | 0191499    | 1 | 82x73x27              | 130   |
| 59S/PH<br>PH1, 3xPH2, 2xPH2G |            |   | 59S/PZ<br>PZ1, 2xPZ2  |       |
| 59S/H<br>3.0, 4.0, 5.0, 6.0  |            |   | 59S/<br>3.0, 4.5, 5.5 |       |
| 1 pce<br>1/4" - 50 mm        |            |   |                       |       |

### 59S/17-2

### 17 PCE BIT SET FOR TORX® SCREWS




- 17 pce bit set: 16 bits and 1 magnetic quick release bit holder
- In cardboard packaging
- Drive: 1/4" DIN 3126-C6.3, ISO 1173
- Finish: Zinc phosphate
- Material: High performance alloy steel

|   | <br>731151 |   | <br>mm   | <br>g |
|---|------------|---|----------|-------|
| 59S/17-2  | 0191505    | 1 | 82x73x27 | 130   |
| 59S/T<br>T7,T8,T9,T10, 2xT15, 3xT20, 3xT25,T27, 2xT30,T40 |            |   |          |       |
| 1 pce<br>1/4" - 50 mm                                     |            |   |          |       |



59S/17-3

17 PCE BIT SET FOR POZIDRIV, PHILLIPS, TORX® TAMPER RESISTANT AND HEXAGONAL SCREWS



- 17 pce bit set: 16 bits and 1 magnetic quick release bit holder
- In cardboard packaging
- Drive: 1/4" DIN 3126-C6.3, ISO 1173
- Finish: Zinc phosphate
- Material: High performance alloy steel

|  | <br>731151 |   | <br>mm                  | <br>g |
|--|------------|---|-------------------------|-------|
| 59S/17-3                                   | 0191512    | 1 | 82x73x27                | 130   |
| 59S/PH<br>PH1, 2xPH2                       |            |   | 59S/PZ<br>PZ1, PZ2, PZ3 |       |
| 59S/T<br>T10, T15, T20, T25, T27, T30, T40 |            |   | 59S/H<br>3.0, 4.0, 5.0  |       |
| 1 pce<br>1/4" - 50 mm                      |            |   |                         |       |

60T/17-1

17 PCE TORSION BIT SET FOR PHILLIPS AND TORX® SCREWS



- 17 pce bit set: 16 bits and 1 magnetic quick release bit holder
- Drive: 1/4" DIN 3126-C6.3, ISO 1173
- Finish: Zinc phosphate
- Material: High performance alloy steel
- Torsion bits are suitable for hard material applications


|   | <br>731151 |   | <br>mm   | <br>g |
|---|------------|---|----------|-------|
| 60T/17-1  | 0191529    | 1 | 82x73X27 | 130   |
| 60T/PH<br>PH1,PH2   |            |   |          |       |
| 60T/T<br>T7,T8,T9,T10, 2xT15, 2xT20, 2xT25,T27, 2xT30,T40 |            |   |          |       |
| 1 pce<br>1/4" - 50 mm                                     |            |   |          |       |



## BIT SETS 1/4"

### 59S/7-1

### 7 PCE BIT SET FOR PHILLIPS, POZIDRIV AND TORX® SCREW




- 7 pce bit set: 6 bits and 1 universal bit holder
- In a hanging cardboard sleeve
- Drive: 1/4" DIN 3126-C6.3, ISO 1173
- Finish: Zinc phosphate
- Material: High performance alloy steel

|                    | <br>731151 |   | <br>mm                | <br>g |
|--------------------|------------|---|-----------------------|-------|
| 59S/7-1            | 0191536    | 1 | 75x65x22              | 105   |
| 59S/PH<br>PH1, PH2 |            |   | 59S/PZ<br>PZ1, PZ2    |       |
| 59S/T<br>T15, T20  |            |   | 1 pce<br>1/4" - 50 mm |       |

### 59S/7-2

### 7 PCE BIT SET FOR PHILLIPS AND TORX® SCREWS




- 7 pce bit set: 6 bits and 1 universal bit holder
- In a hanging cardboard sleeve
- Drive: 1/4" DIN 3126-C6.3, ISO 1173
- Finish: Zinc phosphate
- Material: High performance alloy steel

|                            | <br>731151 |   | <br>mm   | <br>g |
|----------------------------|------------|---|----------|-------|
| 59S/7-2                    | 0191543    | 1 | 75x65x22 | 105   |
| 59S/PH<br>PH2              |            |   |          |       |
| 59S/T<br>2xT15, 2xT20, T25 |            |   |          |       |
| 1 pce<br>1/4" - 50 mm      |            |   |          |       |



59S/7-3

7 PCE BIT SET FOR TORX® TAMPER RESISTANT SCREWS



- 7 pce bit set: 6 bits and 1 universal bit holder
- In a hanging cardboard sleeve
- Drive: 1/4" DIN 3126-C6.3, ISO 1173
- Finish: Zinc phosphate
- Material: High performance alloy steel

|         |            |   |          |       |
|---------|------------|---|----------|-------|
|         | <br>731151 |   | <br>mm   | <br>g |
| 59S/7-3 | 0191550    | 1 | 75x65x22 | 105   |

59S/TR  
TR10, TR15, TR20, TR25, TR30, TR40



1 pce  
1/4" - 50 mm



59S/7-4

7 PCE BIT SET FOR TORX® SCREWS



- 7 pce bit set: 6 bits and 1 universal bit holder
- In a hanging cardboard sleeve
- Drive: 1/4" DIN 3126-C6.3, ISO 1173
- Finish: Zinc phosphate
- Material: High performance alloy steel

|         |            |   |          |       |
|---------|------------|---|----------|-------|
|         | <br>731151 |   | <br>mm   | <br>g |
| 59S/7-4 | 0191567    | 1 | 75x65x22 | 105   |

59S/T  
T10, T15, T20, T25, T30, T40



1 pce  
1/4" - 50 mm





## BIT SETS 1/4"

### 60T/7-1

### 7 PCE TORSION BIT SET FOR PHILLIPS, POZIDRIV AND TORX® SCREWS



- 7 pcs bits set: 6 torsion bits and 1 universal bit holder
- In a hanging cardboard card
- Drive: 1/4" DIN 3126-C6.3, ISO 1173
- Finish: Zinc phosphate
- Material: High performance alloy steel
- Torsion bits are suitable for hard material applications

|                             | <br>731151 |   | <br>mm                | <br>g |
|-----------------------------|------------|---|-----------------------|-------|
| 60T/7-1                     | 0191574    | 1 | 75x65x22              | 105   |
| 60T/PH<br>PH2               |            |   | 60T/PZ<br>PZ2         |       |
| 60T/T<br>T15, T20, T25, T30 |            |   | 1 pce<br>1/4" - 50 mm |       |

### 65I/7-1

### 7 PCE STAINLESS STEEL BIT SET FOR PHILLIPS, POZIDRIV AND TORX® SCREWS



- 7 pcs bits set: 6 stainless steel bits and 1 universal bit holder
- In a hanging cardboard sleeve
- Drive: 1/4" DIN 3126-C6.3, ISO 1173
- Finish: Zinc phosphate
- Material: High performance alloy steel
- Stainless steel bits prevent the formation of rust on stainless steel surfaces
- With a stainless universal bit holder

|                          | <br>731151 |   | <br>mm                | <br>g |
|--------------------------|------------|---|-----------------------|-------|
| 65I/7-1                  | 0204113    | 1 | 75x65x22              | 105   |
| 65I/PH<br>PH2            |            |   | 65I/PZ<br>PZ2         |       |
| 65I/T<br>T15, 20, 25, 30 |            |   | 1 pce<br>1/4" - 50 mm |       |



62TIN/7-1

7 PCE TIN BIT SET FOR PHILLIPS, POZIDRIV AND TORX® SCREWS



- 7 pce bit set: 6 tin bits and 1 universal bit holder
- In a hanging cardboard sleeve
- Drive: 1/4" DIN 3126-C6.3, ISO 1173
- Finish: Titanium nitride
- Material: High performance alloy steel
- TIN bits are extremely wear resistant when used for high volume production and continuous use at normal torque levels

|                               |            |   |                       |       |
|-------------------------------|------------|---|-----------------------|-------|
|                               | <br>731151 |   | <br>mm                | <br>g |
| 62TIN/7-1                     | 0203505    | 1 | 75x65x22              | 105   |
| 62TIN/PH<br>PH2               |            |   | 62TIN/PZ<br>PZ2       |       |
| 62TIN/T<br>T15, T20, T25, T30 |            |   | 1 pce<br>1/4" - 50 mm |       |

63D/7-1

7 PCE DIAMOND BIT SET FOR PHILLIPS, POZIDRIV AND TORX® SCREWS



- 7 pce bit set: 6 diamond bits and 1 universal bit holder
- In a hanging cardboard sleeve
- Drive: 1/4" DIN 3126-C6.3, ISO 1173
- Finish: Diamond coating
- Material: High performance alloy steel
- Tip coated with thousands of tiny industrial grade diamond particles. Diamond bit has high strength and good wear resistance. Reduces significantly the "cam-out" effect and the necessary torque required to successfully drive the screw

|                             |            |   |                       |       |
|-----------------------------|------------|---|-----------------------|-------|
|                             | <br>731151 |   | <br>mm                | <br>g |
| 63D/7-1                     | 0191604    | 1 | 80x50x20              | 155   |
| 63D/PH<br>PH2               |            |   | 63D/PZ<br>PZ2         |       |
| 63D/T<br>T15, T20, T25, T30 |            |   | 1 pce<br>1/4" - 50 mm |       |



## BIT SETS 1/4"

### 59S/22-1

### 22 PCE RUBBER BIT HOLDER FOR SLOTTED, PHILLIPS, POZIDRIV, TORX® SCREWS



- 22 pce rubber holder: 20 bits, 1 universal magnetic bit holder and 1 socket adaptor 1/4"
- In a hanging cardboard sleeve
- Drive: 1/4" DIN 3126-C6.3, ISO 1173
- Finish: Zinc phosphate
- Material: High performance alloy steel

|   | <br>731151 |   | <br>mm                    | <br>g |
|---|------------|---|---------------------------|-------|
| 59S/22-1  | 0204229    | 1 | 80x50x20                  | 155   |
| 59S/PH<br>PH1, PH2, PH3, PH2G                             |            |   | 59S/PZ<br>PZ1, PZ2, PZ3   |       |
| 59S/T<br>T6, T8, T9, T10, T15, T20, T25,<br>T27, T30, T40 |            |   | 59S/<br>3.0, 4.5, 5.5     |       |
| 1 pce<br>1/4" - 50 mm                                     |            |   | K6650-1/4<br>1/4" - 50 mm |       |

### 59S/22-2

### 22 PCE RUBBER BIT HOLDER FOR PHILLIPS, TORX® AND HEXAGONAL SCREWS



- 22 pce rubber holder: 20 bits, 1 universal magnetic bit holder and 1 socket adaptor 1/4"
- In a hanging cardboard card
- Drive: 1/4" DIN 3126-C6.3, ISO 1173
- Finish: Zinc phosphate
- Material: High performance alloy steel

|                                   | <br>731151 |   | <br>mm                | <br>g |
|-----------------------------------|------------|---|-----------------------|-------|
| 59S/22-2                          | 0204236    | 1 | 80x50x20              | 155   |
| 59S/PH<br>3xPH2, 3xPH2G           |            |   | 59S/PZ<br>2xPZ2       |       |
| 59S/T<br>T10, 4xT15, 3xT20, 2xT25 |            |   | 59S/<br>2.5, 3.0      |       |
| 1 pce<br>1/4" - 50 mm             |            |   | K6650<br>1/4" - 50 mm |       |



59/S28-4

BIT SET FOR SLOTTED, PHILLIPS® PH, TORX®, HEXAGON AND TORQ-SET HEAD SCREWS



- 28 pce set: 26 bits + 1 adaptor + 1 universal holder
- Small box with rounded corners that can be easily stored in a pocket
- Drive: 1/4" DIN3126-C 6.3, ISO 1173
- Finish: Zinc phosphate
- Material: High performance alloy steel



|                                   | <br>731151 |   | <br>g |
|-----------------------------------|------------|---|-------|
| 59/S28-4                          | 1847173    | 1   |       |
| 59S/<br>0.6x4.5, 1.2x6.5, 1.2x8.0 |            | 59S/PH<br>2xPH1, 2xPH2, PH3                                       |       |
| 59S/T<br>T6, T15                  |            | 59S/H<br>5/64", 3/32", 7/64", 1/8", 9/64",<br>5/32", 3/16", 7/32" |       |
| 59S/TS<br>2x4, 2x6, 2x8, 2x10     |            | K6625-1/4<br>1/4"   |       |
| KM653<br>1/4" - 60 mm             |            |   |       |

2058/S26

26 PCE BIT AND SOCKETS SET BIT SET FOR SLOTTED, PHILLIPS, POZIDRIV, HEXAGON AND TORX® HEAD SCREWS



- 26 pce set: 18 bits + 5 sockets + 1 bit ratchet + 1 adaptor + 1 bit holder
- In a plastic box
- Drive: 1/4" DIN 3126-C 6, ISO 1173
- Finish: Bits; zinc phosphate, sockets; chrome, ratchet; plated
- Material: High performance alloy steel

|                                 | <br>731151 |                                | <br>mm     | <br>g |
|---------------------------------|------------|--------------------------------|------------|-------|
| 2058/S26                        | 1849276    | 1                              | 35x100x80  | 300   |
| SB-2058/S26                     | 1849498    | 1                              | 55x120x190 | 325   |
| PH<br>1, 2, 3                   |            | PZ<br>1, 2, 3                  |            |       |
| TORX<br>T10, T15, T20, T25, T30 |            | HEX<br>3, 4, 5, 6              |            |       |
| SL<br>4, 5, 6 mm                |            | 5 pieces<br>6, 7, 8, 10, 13 mm |            |       |
| 2058-BR<br>1/4" - 8 mm          |            | 1 pce<br>1/4" - 1/4"           |            |       |





## BIT SETS 1/4"

### 2058/S26-2

### 26 PCE BITS AND SOCKETS SET BIT SET FOR SLOTTED, PHILLIPS, POZIDRIV, HEXAGON AND TORX® HEAD SCREWS

- 26 pce set: 18 bits + 5 sockets + 1 bit ratchet + 1 adaptor + 1 bit holder
- In a plastic box
- Drive: 1/4" DIN 3126-C 6, ISO 1173
- Finish: Bits: Steel grey greased
- Finish: Sockets; chrome, ratchet; plated
- Material: High performance alloy steel

|                              | <br>731151 |   | <br>mm                 | <br>g |
|------------------------------|------------|---|------------------------|-------|
| 2058/S26-2                   | 1849283    | 1 | 35x100x80              | 300   |
| PH<br>0, 1, 2                |            |   | PZ<br>0, 1, 2          |       |
| TORX<br>T4, T5, T6, T7, T8   |            |   | HEX<br>1.5, 2, 2.5, 3  |       |
| SL<br>3, 4, 5 mm             |            |   | 2058-BR<br>1/4" - 8 mm |       |
| 1 pce<br>1/4" - 1/4"         |            |   | K6625-1/4<br>1/4"      |       |
| 5 pieces<br>4, 5, 6, 7, 8 mm |            |   |                        |       |



## BITS 5/32"

### 42H

### BITS FOR PHILLIPS® PH HEAD SCREWS

- Drive: 5/32" DIN 3126-C 4, ISO 1173
- Finish: Steel-grey, greased
- Material: High performance alloy steel

|       | <br>731415 |   |   | <br>mm | <br>g |
|-------|------------|---|---|--------|-------|
| 42H-1 | 1140373    | 5 | 1 | 25     | 2     |
| 42H-2 | 1140380    | 5 | 2 | 25     | 2     |

### 45M

### BITS FOR HEXAGON SOCKET HEAD SCREWS

- Drive: 5/32" DIN 3126-C 4, ISO 1173
- Finish: Steel-grey, greased
- Material: High performance alloy steel

|         | <br>731415 |   | <br>mm | <br>mm | <br>g |
|---------|------------|---|--------|--------|-------|
| 45M-1.5 | 1140465    | 5 | 1.5    | 20     | 2     |
| 45M-2   | 1140472    | 5 | 2      | 20     | 2     |
| 45M-2.5 | 1140489    | 5 | 2.5    | 20     | 2     |
| 45M-3.0 | 1140496    | 5 | 3      | 20     | 2     |










## 70MH

## BITS FOR SLOTTED HEAD SCREWS




- Drive: 5/16" DIN 3126-C 8, ISO 1173
- Finish: Steel-grey, greased
- Material: High performance alloy steel
- \* additional non standard size







|  | <br>731415 |  |  |  |  |  |
|---|---|--|---|---|---|---|
| 70MH-1.2-8.0  | 1145071   | 5  | 1.2   | 8.0   | 41  | 12  |
| 70MH-1.6-9.0  | 1145101   | 5  | * 1.6   | * 9.0   | 41  | 15  |
| 70MH-1.6-10.0   | 1803575   | 5  | 1.6   | 10.0  | 41  | 16  |
| 70MH-2.0-12.0   | 1616755   | 5  | 2.0   | 12.0  | 41  | 20  |
| 70MH-2.5-14.0   | 1727314   | 5  | 2.5   | 14.0  | 41  | 25  |

## 72H

## BITS FOR PHILLIPS® PH HEAD SCREWS



- Drive: 5/16" DIN 3126-C 8, ISO 1173
- Finish: Steel-grey, greased
- Material: High performance alloy steel







|  | <br>731415 |  |  |  |  |
|---|---|--|---|---|---|
| 72H-1   | 1404222   | 5  | 1   | 32  | 10  |
| 72H-2   | 1147044   | 5  | 2   | 32  | 10  |
| 72H-3   | 1147051   | 5  | 3   | 32  | 10  |
| 72H-4   | 1147068   | 5  | 4   | 38  | 10  |

## 71PZDSDVH

## BITS FOR POZIDRIV® PZ HEAD SCREWS



- Drive: 5/16" DIN 3126-C 8, ISO 1173
- Finish: Steel-grey, greased
- Material: High performance alloy steel

|  | <br>731415 |  |  |  |  |
|---|---|--|---|---|---|
| 71PZDSDVH-1   | 1672584   | 5  | 1   | 32  | 10  |
| 71PZDSDVH-2   | 1672669   | 5  | 2   | 32  | 10  |
| 71PZDSDVH-3   | 1672744   | 5  | 3   | 32  | 10  |
| 71PZDSDVH-4   | 1672829   | 5  | 4   | 38  | 10  |



## BITS 5/16"

### 65TORX

### BITS FOR TORX® HEAD SCREWS

- Drive: 5/16" DIN 3126-C 8, ISO 1173
- Finish: Steel-grey, greased
- Material: High performance alloy steel



|            | <br>731415 |   |     | <br>D<br>mm | <br>L<br>mm | <br>g |
|------------|------------|---|-----|-------------|-------------|-------|
| 65TORX-T20 | 0206841    | 5 | T20 | 3.86        | 35          | 10    |
| 65TORX-T25 | 0206858    | 5 | T25 | 4.43        | 35          | 10    |
| 65TORX-T27 | 0206865    | 5 | T27 | 4.99        | 35          | 10    |
| 65TORX-T30 | 1679835    | 5 | T30 | 5.52        | 35          | 11    |
| 65TORX-T40 | 1679910    | 5 | T40 | 6.65        | 35          | 12    |
| 65TORX-T45 | 1680091    | 5 | T45 | 7.82        | 35          | 13    |
| 65TORX-T50 | 1680176    | 5 | T50 | 8.83        | 35          | 14    |
| 65TORX-T55 | 1680251    | 5 | T55 | 11.22       | 35          | 18    |

### 62

### SCREWDRIVER BITS FOR TORQ-SET® HEAD SCREWS

- Drive: 5/16" DIN 3126-C 8, ISO 1173
- Finish: Steel-grey, greased
- Material: High performance alloy steel



|         | <br>731415 |   |       | <br>L<br>mm | <br>g |
|---------|------------|---|-------|-------------|-------|
| 62-8    | 1628680    | 5 | 8 mm  | 32          | 11    |
| 62-10   | 1628765    | 5 | 10 mm | 32          | 11    |
| 62-1/4  | 1628840    | 5 | 1/4"  | 32          | 12    |
| 62-5/16 | 1628925    | 5 | 5/16" | 32          | 12    |

### 75M

### BITS FOR HEXAGON METRIC SOCKET HEAD SCREWS

- Drive: 5/16" DIN 3126-C 8, ISO 1173
- Finish: Steel-grey, greased
- Material: High performance alloy steel




|        | <br>731415 |   | <br>mm | <br>L<br>mm | <br>g |
|--------|------------|---|--------|-------------|-------|
| 75M-4  | 1147167    | 5 | 4      | 30          | 8     |
| 75M-5  | 1147174    | 5 | 5      | 30          | 10    |
| 75M-6  | 1147181    | 5 | 6      | 30          | 10    |
| 75M-7  | 0206926    | 5 | 7      | 30          | 10    |
| 75M-8  | 1147198    | 5 | 8      | 30          | 14    |
| 75M-10 | 1091859    | 5 | 10     | 30          | 20    |
| 75M-12 | 0206933    | 5 | 12     | 30          | 20    |
| 75M-14 | 0206940    | 5 | 14     | 30          | 20    |



7865

IMPACT DRIVER BIT SET



- Impact driver set with 15 pcs in black plastic box
- Content:
  - 1 impact driver, 1/2" square drive
  - 1 bit holding adapter for screwdriver bits, 5/16" hexagon and 1/2" square drive
  - 4 slotted bits, 5/16" hexagon drive (size 5, 6, 8, 10 mm)
  - 4 Phillips bits, 5/16" hexagon drive (size 1, 2, 3, 4 mm)
  - 4 hexagon bits, 5 /16" hexagon drive (size 4, 5, 6, 8 mm)
  - 1 adapter, hexagon 5/16" to 3/8" square drive


|      |                   |   |                 |           |
|------|-------------------|---|-----------------|-----------|
|      |                   |   |                 |           |
| 7865 | 731151<br>8276720 | 1 | 220x90x55<br>mm | 1000<br>g |

BITS 11.2 MM (7/16")



7409KML

BITS FOR HEXAGON METRIC SOCKET HEAD SCREWS



- Drive: 11.2 mm (7/16") DIN 3126-E11,2, ISO 1173
- Finish: Steel-grey, greased
- Material: High performance alloy steel
- Bit holding: Locking screw
- Suitable adaptors 7409H, 7809H

|            | 731415  |   | mm | L<br>mm | g  |
|------------|---------|---|----|---------|----|
| 7409KML-4  | 1218478 | 5 | 4  | 35      | 15 |
| 7409KML-5  | 1218485 | 5 | 5  | 35      | 15 |
| 7409KML-6  | 1218492 | 5 | 6  | 35      | 20 |
| 7409KML-7  | 1312190 | 5 | 7  | 35      | 20 |
| 7409KML-8  | 1218508 | 5 | 8  | 35      | 20 |
| 7409KML-10 | 1218515 | 5 | 10 | 35      | 22 |
| 7409KML-12 | 1218522 | 5 | 12 | 35      | 25 |
| 7409KML-14 | 1218539 | 5 | 14 | 35      | 30 |
| 7409KML-17 | 1233150 | 5 | 17 | 35      | 35 |

# SCREWDRIVERS

---

## Encounters of the ergonomic kind.

Discover new dimensions of working comfort with Bahco screwdrivers.

Bahco's research and development programme continues to prove its expertise in the field of hand tools. Our tools require less effort to use and are designed with safety in mind. Bahco ERGO™ screwdrivers meets demanding test procedures and end-users all over the world regularly rate them among the very best.


In this chapter you will find the full range of Bahco screwdrivers comprising ERGO™, Heavy Duty/ Tekno+, 800-series, blade through, ratcheting, precision, T-handles, hex key sets and folders. They all offer professional end-users the right tool for the right application.

# Chapter Index

---

|                               |         |
|-------------------------------|---------|
| ERGO™ SCREWDRIVERS            | 434-449 |
| TEKNO+ SCREWDRIVERS           | 450-465 |
| 800-SERIES SCREWDRIVERS       | 466-474 |
| PREMIUM SCREWDRIVERS          | 475-487 |
| 600-SERIES SCREWDRIVERS       | 488-493 |
| 9000-SERIES SCREWDRIVERS      | 494-495 |
| 8000/9000 SERIES SCREWDRIVERS | 495     |
| RATCHETING SCREWDRIVERS       | 496-498 |
| PRECISION SCREWDRIVERS        | 499-502 |
| ELECTRONIC SCREWDRIVERS       | 502     |
| T-HANDLE SCREWDRIVERS         | 503-505 |
| SPECIAL SCREWDRIVERS          | 506-508 |
| OFFSET SCREWDRIVERS           | 509-526 |

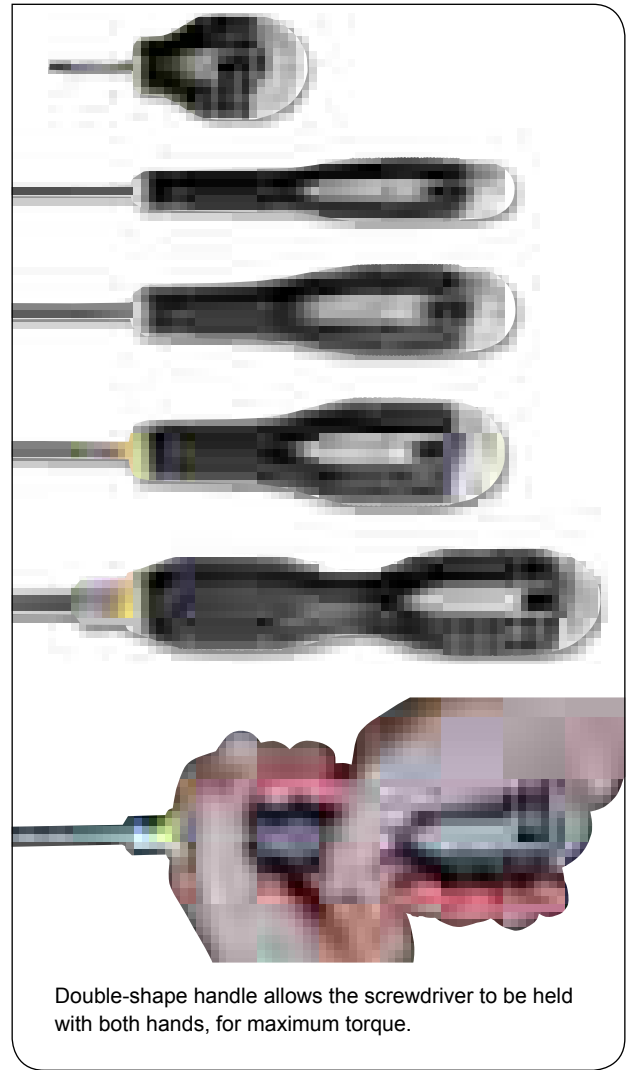

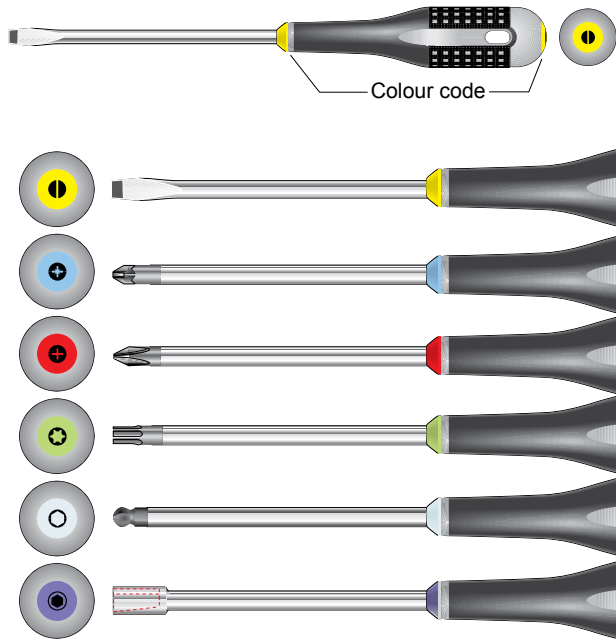
# MORE THAN JUST AESTHETICALLY PLEASING - ERGO™ SCREWDRIVER



The ERGO™ Screwdriver has been developed through our three-phase Bahco ERGO™ Process. This program takes account of facts and experiences from users, ergonomists, industrial designers, and R&D departments, as well as extensive testing and trials. It is easier to use, more comfortable to hold and significantly more functional. It reduces muscle tension and risk of accidents and injuries, while increasing job satisfaction, productivity and profitability.




### Choosing the right colour code/colour codes




### INSULATED COMBI SCREWDRIVERS

Some tasks demand speciality tools. That is why we have specially made combi screwdrivers for use in terminal blocks, control cabinets, switches, relays, or similar. In order to differentiate the combis from other ERGO™ insulated screwdrivers, the colour used for the insulating material is orange.



Insulated combi screwdriver for slotted and Phillips head screws.




Insulated combi screwdriver for slotted and Pozidriv head screws.





**TEKNO**

## FOR HEAVY DUTY APPLICATIONS



**HEAVY  
DUTY**

Hexagonal profile shank with hexagonal nut from 8 mm blade diameter allows the use of a wrench or an open-end spanner for demanding jobs which require extremely high torque power

Black tip for added protection, precisely machined

High performance alloy steel. Laser branding of the code number and size

Flat face to avoid rolling

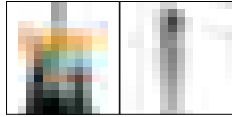
A third colour together with an indelible symbol helps to quickly identify the tip required

Double-shaped handle, for use with both hands. Heavy duty design for a maximum torque power

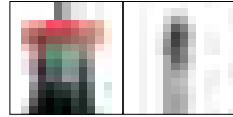
The hard plastic provides high impact resistance to the tool as well as a perfect join between handle and shank

The hole in the handle permits the insertion of a T-bar for added force transmission and for hanging the tool







SLOTTED  
TIP - STRAIGHT TIP




PHILLIPS TIP



POZIDRIV TIP



TORX TIP



ROBERTSON TIP  
HEXAGONAL BALL TIP  
HEXAGONAL  
TUBULAR NUT DRIVER

## THROUGH BLADE



The shank continues through the handle before connecting to a striking metal cap for added strength.

### METALLIC CAP



The metal striking cap at the top of the handle gives additional protection for jobs requiring high impact and maximum force.



## INTERCHANGEABLE BLADES SET


- Double-ended 11 blades and a Tekno+ handle in a compact aluminium case
- Slotted, Phillips, Pozidriv, TORX® and hexagon tips
- 22 screwdrivers stored in minimal space



# SERIES 900 T- HANDLE

The optimal tool for jobs where torque is required, combining operational characteristics of a T-shaped




wrench with those of an offset key, with two blades positioned at 90°.



# PRECISION SCREWDRIVERS




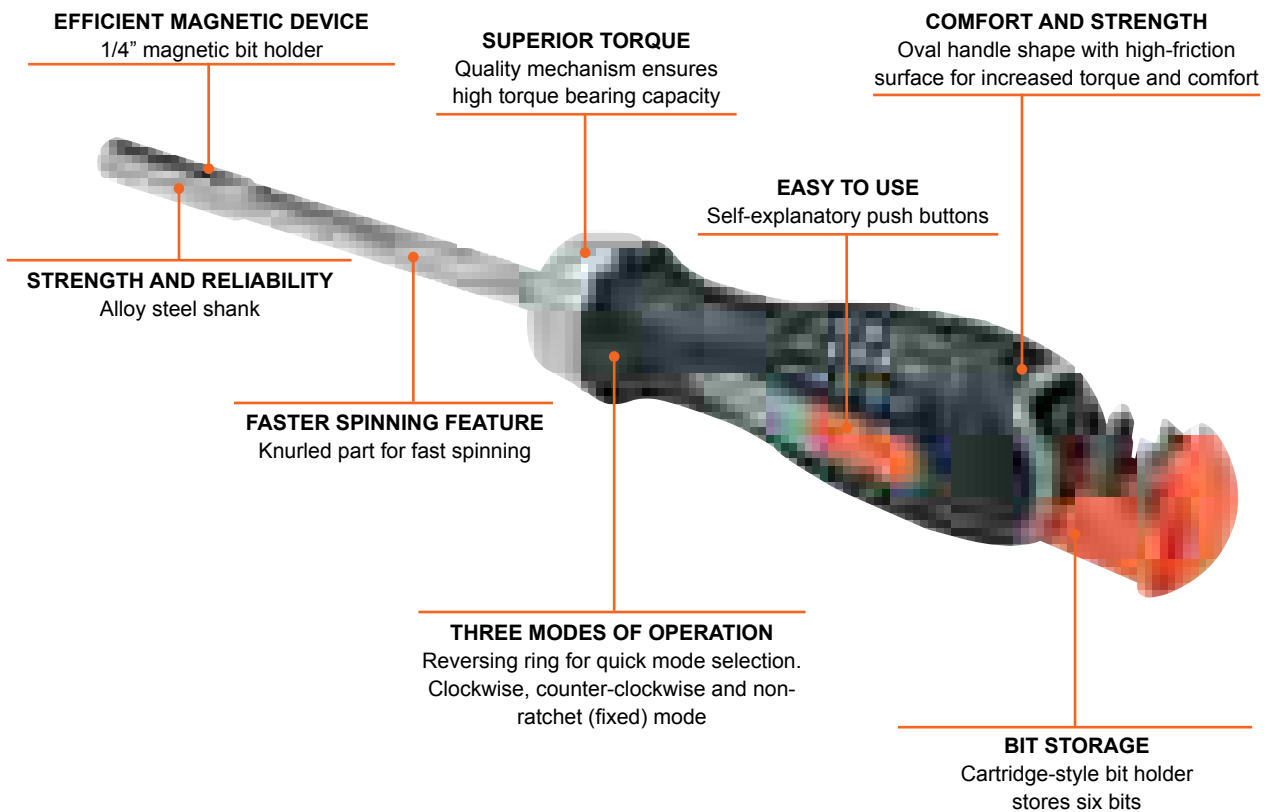

## WHEN PRECISION IS A MUST

Specially designed screwdriver for precision work, especially for mechanical and electronic applications. Developed for comfortable and secure work.




# RATCHET & BITS SCREWDRIVERS

- Fast-tightening, thus time saving
- 48-teeth ratchet function
- Super grip 2-component handle
- Cartridge for bit storage



T-handle and pistol-grip for application when accessibility is a challenge.




Led light for enabling working in dark conditions.

# THE WIDEST RANGE

|  | 5,5 ▶ 14<br>8 ref.  | PH 1 ▶ PH 4<br>4 ref.  | PZ 1 ▶ PZ 4<br>4 ref.  |                       |                         |                   |                            |                     |                      |                |                |  |               |
|--|---------------------|------------------------|------------------------|-----------------------|-------------------------|-------------------|----------------------------|---------------------|----------------------|----------------|----------------|--|---------------|
|  | 2,5 ▶ 10<br>26 ref. | PH 0 ▶ PH 4<br>11 ref. | PZ 0 ▶ PZ 4<br>11 ref. | T 4 ▶ T 45<br>14 ref. | TR 7 ▶ TR 40<br>10 ref. | 2 ▶ 10<br>8 ref.  | 3 ▶ 14<br>22 ref.          | # 1 ▶ # 3<br>3 ref. | # 1 ▶ # 10<br>8 ref. | 1/4"<br>1 ref. |                |  | 6 Ø<br>2 ref. |
|  | 4 ▶ 14<br>7 ref.    | PH 0 ▶ PH 4<br>5 ref.  | PZ 0 ▶ PZ 4<br>5 ref.  | T 6 ▶ T 40<br>11 ref. | TR 10 ▶ TR 40<br>7 ref. | 2 ▶ 6<br>6 ref.   |                            |                     |                      |                |                |  |               |
|  | 3 ▶ 10<br>14 ref.   | PH 0 ▶ PH 3<br>7 ref.  | PZ 0 ▶ PZ 3<br>6 ref.  |                       |                         |                   | 4 ▶ 10<br>13,14<br>11 ref. | # 1 ▶ # 3<br>3 ref. |                      | 1/4"<br>2 ref. | 1/4"<br>1 ref. |  |               |
|  | 5,5 ▶ 14<br>6 ref.  | PH 1 ▶ PH 4<br>4 ref.  | PZ 1 ▶ PZ 3<br>3 ref.  |                       |                         |                   |                            |                     |                      |                |                |  |               |
|  | 2,5 ▶ 10<br>30 ref. | PH 0 ▶ PH 3<br>12 ref. | PZ 0 ▶ PZ 3<br>11 ref. | T 6 ▶ T 30<br>13 ref. |                         | 2 ▶ 8<br>7 ref.   |                            |                     |                      |                |                |  | 6 Ø<br>4 ref. |
|  | 2,5 ▶ 12<br>25 ref. | PH 0 ▶ PH 4<br>10 ref. | PZ 0 ▶ PZ 4<br>7 ref.  | T 4 ▶ T 40<br>13 ref. | TR 7 ▶ TR 40<br>10 ref. | 2,5 ▶ 6<br>5 ref. | 3,2 ▶ 14<br>14 ref.        |                     |                      | 1/4"<br>1 ref. |                |  |               |
|  | 3 ▶ 10<br>21 ref.   | PH 0 ▶ PH 3<br>5 ref.  | PZ 0 ▶ PZ 3<br>4 ref.  | T 10 ▶ T 40<br>7 ref. |                         |                   |                            |                     |                      |                |                |  | 6 Ø<br>2 ref. |
|  | 3,5 ▶ 10<br>5 ref.  | PH 1 ▶ PH 3<br>3 ref.  | PZ 1 ▶ PZ 2<br>2 ref.  |                       |                         |                   |                            |                     |                      |                |                |  |               |
|  |                     |                        |                        | T 6 ▶ T 50<br>13 ref. |                         | 2 ▶ 10<br>8 ref.  | 5 ▶ 13<br>10 ref.          |                     |                      |                |                |  |               |
|  | 1 ▶ 4<br>14 ref.    | PH 00 ▶ PH 1<br>5 ref. | PZ 0 ▶ PZ 1<br>2 ref.  | T 4 ▶ T 20<br>9 ref.  |                         | 1,5 ▶ 3<br>4 ref. |                            |                     |                      |                |                |  |               |


|  | 2,5 ▶ 8<br>7 ref.  | PH 0 ▶ PH 4<br>5 ref. | PZ 0 ▶ PZ 4<br>5 ref. | T 10 ▶ T 30<br>5 ref. | 2,5 ▶ 8<br>6 ref. |                            | 5/PH 1 ▶ 6/PH 2<br>2 ref. | 5/PZ 1 ▶ 6/PZ 2<br>2 ref. |  |  |
|--|--------------------|-----------------------|-----------------------|-----------------------|-------------------|----------------------------|---------------------------|---------------------------|--|--|
|  | 3 ▶ 10<br>W ref.   | PH 0 ▶ PH 3<br>4 ref. | PZ 0 ▶ PZ 3<br>4 ref. |                       |                   | 5,5 ▶ 8<br>10,13<br>6 ref. |                           |                           |  |  |
|  | 3 ▶ 12<br>14 ref.  | PH 0 ▶ PH 4<br>9 ref. | PZ 0 ▶ PZ 3<br>7 ref. |                       |                   |                            |                           |                           |  |  |
|  | 2,5 ▶ 12<br>9 ref. | PH 0 ▶ PH 4<br>5 ref. | PZ 0 ▶ PZ 3<br>4 ref. |                       |                   | 5 ▶ 13<br>10 ref.          |                           |                           |  |  |
|  | 3 ▶ 6,5<br>5 ref.  | PH 0 ▶ PH 2<br>3 ref. |                       |                       |                   |                            |                           |                           |  |  |

# INTELLIGENT HEX KEY SETS



- Key folder that keeps the most commonly used hex keys in one tool
- Easily carried in a pocket
- Practical to use on places which are hard to access


The folder permits to work easily in three different positions. In the 180° position, the folder can be used as a screwdriver. Positive stop at 270° open, mostly used for extreme turn, like a T-handle. Any angle between 90° and 270° can be selected depending on the working situation.



Practical hanging hole.

Wide easy access release button for automatic release of the hex keys. When turning a key into the working position, the remaining keys stay stored


Bigger-sized handle makes it a handier tool. However, use caution when working with small blades as they can be over-torqued



Convenient 'flip and turn' feature permits continuous tightening. This saves time when working in confined spaces as there is no need to continually remove and reinsert the tool into the screw head.

# HEX KEY HOLDERS

- Foldable hex key holder available in a wide variety of key combinations
- Easy access to the hex key wrenches



Integrated magnet in holder allows magnetizing and demagnetizing when needed.







## BE-8010 - BE-8252

## SLOTTED SCREWDRIVER



- Screwdriver developed according to the scientific ERGO™ process
- Screwdriver for slotted head screws
- Handle: 3-component handle, for maximum user comfort and force transmission
- Easy to choose the right tip, with the colour-coded handle and the symbol on the domed end
- Blade: High performance alloy steel. Chrome plated and entirely hardened. Black finish tip for higher accuracy
- ISO 2380/DIN 5264

|          | <br>731415 |   | <br>mm | <br>mm | <br>mm | <br>mm | <br>mm | <br>g |
|----------|------------|---|--------|--------|--------|--------|--------|-------|
| BE-8010  | 0010615    | 5 | 0.4    | 2.5    | 60     | 20x122 | 182    | 31    |
| BE-8210  | 1838584    | 5 | 0.4    | 2.5    | 75     | 20x122 | 197    | 33    |
| BE-8020  | 0010639    | 5 | 0.5    | 3.0    | 60     | 20x122 | 182    | 30    |
| BE-8020L | 1838591    | 5 | 0.5    | 3.0    | 75     | 20x122 | 197    | 33    |
| BE-8220  | 0047741    | 5 | 0.5    | 3.0    | 125    | 20x122 | 247    | 36    |
| BE-8030  | 0010653    | 5 | 0.6    | 3.5    | 75     | 20x122 | 197    | 34    |
| BE-8230  | 0047758    | 5 | 0.6    | 3.5    | 125    | 20x122 | 247    | 37    |
| BE-8040  | 0010677    | 5 | 0.8    | 4.0    | 100    | 20x122 | 222    | 39    |
| BE-8240  | 0047765    | 5 | 0.8    | 4.0    | 175    | 20x122 | 297    | 47    |
| BE-8242  | 3010803    | 5 | 1.0    | 5.5    | 150    | 27x122 | 272    | 47    |
| BE-8250L | 1838607    | 5 | 1.0    | 5.5    | 200    | 27x122 | 322    | 90    |
| BE-8252  | 3010810    | 5 | 1.2    | 6.5    | 150    | 36x122 | 272    | 47    |

## BE-8150 - BE-8258

## SLOTTED SCREWDRIVER



- Screwdriver developed according to the scientific ERGO™ process
- Screwdriver for slotted head screws
- Handle: 3-component handle, for maximum user comfort and force transmission
- Easy to choose the right tip, with the colour-coded handle and the symbol on the domed end
- Blade: High performance alloy steel. Chrome plated and entirely hardened. Black finish tip for higher accuracy
- ISO 2380/DIN 5264

|         | <br>731415 |   | <br>mm | <br>mm | <br>mm | <br>mm | <br>mm | <br>g |
|---------|------------|---|--------|--------|--------|--------|--------|-------|
| BE-8150 | 0010707    | 5 | 1.0    | 5.5    | 100    | 27x122 | 222    | 66    |
| BE-8155 | 0010721    | 5 | 1.2    | 6.5    | 125    | 36x122 | 247    | 112   |
| BE-8250 | 0047772    | 5 | 1.0    | 5.5    | 150    | 27x122 | 272    | 73    |
| BE-8255 | 0047789    | 5 | 1.2    | 6.5    | 150    | 36x122 | 272    | 116   |
| BE-8256 | 3010827    | 5 | 1.6    | 8.0    | 150    | 36x122 | 272    | 135   |
| BE-8257 | 3010834    | 5 | 1.6    | 8.0    | 175    | 36x122 | 297    | 140   |
| BE-8258 | 3010841    | 5 | 1.6    | 10.0   | 200    | 36x161 | 361    | 195   |



BE-8158 - BE-8890

SLOTTED SCREWDRIVER



- Screwdriver developed according to the scientific ERGO™ process
- Screwdriver for slotted head screws
- Handle: 3-component handle, for maximum user comfort and force transmission
- Easy to choose the right tip, with the colour-coded handle and the symbol on the domed end
- Blade: High performance alloy steel. Chrome plated and entirely hardened. Black finish tip for higher accuracy
- ISO 2380/DIN 5264
- Hexagon profile blade and bolster for wrench assisted turning

|         | 731415  |   | mm  | mm  | mm  | mm     | mm  | mm | g   |
|---------|---------|---|-----|-----|-----|--------|-----|----|-----|
| BE-8158 | 3010858 | 5 | 1.0 | 5.5 | 125 | 27x122 | 247 | 9  | 75  |
| BE-8159 | 3010865 | 5 | 1.2 | 6.5 | 150 | 36x122 | 272 | 11 | 125 |
| BE-8160 | 0010745 | 5 | 1.6 | 8   | 125 | 36x122 | 247 | 14 | 162 |
| BE-8260 | 0047796 | 5 | 1.6 | 8   | 175 | 36x122 | 297 | 14 | 179 |
| BE-8865 | 0010851 | 5 | 1.6 | 8   | 175 | 36x165 | 336 | 14 | 209 |
| BE-8870 | 0010875 | 5 | 1.6 | 10  | 175 | 36x165 | 336 | 18 | 210 |
| BE-8880 | 0010899 | 5 | 2.0 | 12  | 200 | 36x165 | 361 | 18 | 291 |
| BE-8890 | 0010905 | 5 | 2.5 | 14  | 200 | 36x165 | 361 | 18 | 293 |

BE-8330 - BE-8455

SLOTTED SCREWDRIVER




- Screwdriver developed according to the scientific ERGO™ process
- Screwdriver for slotted head screws, stubby type for working in confined spaces
- Handle: 3-component handle, for maximum user comfort and force transmission
- Easy to choose the right tip, with the colour-coded handle and the symbol on the domed end
- Blade: High performance alloy steel. Chrome plated and entirely hardened. Black finish tip for higher accuracy
- ISO 2380/DIN 5264

|         | 731415  |   | mm  | mm  | mm | mm    | mm  | mm | g |
|---------|---------|---|-----|-----|----|-------|-----|----|---|
| BE-8330 | 1838614 | 5 | 0.6 | 3.5 | 25 | 36x58 | 83  | 37 |   |
| BE-8340 | 1838621 | 5 | 0.8 | 4.0 | 25 | 36x58 | 83  | 38 |   |
| BE-8350 | 1838638 | 5 | 1.0 | 5.5 | 25 | 36x58 | 83  | 40 |   |
| BE-8450 | 1838645 | 5 | 1.0 | 5.5 | 45 | 36x58 | 103 | 44 |   |
| BE-8355 | 1838652 | 5 | 1.2 | 6.5 | 25 | 36x58 | 83  | 43 |   |
| BE-8455 | 1838669 | 5 | 1.2 | 6.5 | 45 | 36x58 | 103 | 48 |   |
| BE-8360 | 1838676 | 5 | 1.2 | 8.0 | 25 | 36x58 | 83  | 44 |   |



## BE-8600 - BE-8624

## PHILLIPS SCREWDRIVER



- Screwdriver developed according to the scientific ERGO™ process
- Screwdriver for Phillips head screws
- Handle: 3-component handle, for maximum user comfort and force transmission
- Easy to choose the right tip, with the colour-coded handle and the symbol on the domed end
- Blade: High performance alloy steel. Chrome plated and entirely hardened. Black finish tip for higher accuracy
- ISO 8764/DIN 5260

|          | <br>731415 |   |      | <br>mm | <br>mm | <br>mm | <br>g |
|----------|------------|---|------|--------|--------|--------|-------|
| BE-8600  | 0010769    | 5 | PH 0 | 60     | 20x122 | 182    | 30    |
| BE-8610  | 0010776    | 5 | PH 1 | 75     | 27x122 | 197    | 62    |
| BE-8611  | 8292317    | 5 | PH 1 | 75     | 20x122 | 197    | 62    |
| BE-8610L | 1838683    | 5 | PH 1 | 200    | 27x122 | 322    | 81    |
| BE-8620  | 0010783    | 5 | PH 2 | 100    | 36x122 | 222    | 106   |
| BE-8621  | 8292324    | 5 | PH 2 | 100    | 27x122 | 222    | 106   |
| BE-8620L | 1838690    | 5 | PH 2 | 200    | 36x122 | 322    | 127   |
| BE-8623  | 3010872    | 5 | PH 3 | 150    | 36x122 | 272    | 150   |
| BE-8624  | 3010889    | 5 | PH 4 | 200    | 36x165 | 361    | 225   |

## BE-8628 - BE-8640

## PHILLIPS SCREWDRIVER



- Screwdriver developed according to the scientific ERGO™ process
- Screwdriver for Phillips head screws
- Handle: 3-component handle, for maximum user comfort and force transmission
- Easy to choose the right tip, with the colour-coded handle and the symbol on the domed end
- Blade: High performance alloy steel. Chrome plated and entirely hardened. Black finish tip for higher accuracy
- ISO 8764/DIN 5260
- Hexagon profile blade and bolster for wrench assisted turning

|         | <br>731415 |   |      | <br>mm | <br>mm | <br>mm | <br>mm | <br>g |
|---------|------------|---|------|--------|--------|--------|--------|-------|
| BE-8628 | 3010896    | 5 | PH 1 | 100    | 27x122 | 222    | 9      | 72    |
| BE-8629 | 3010902    | 5 | PH 2 | 125    | 36x122 | 247    | 11     | 122   |
| BE-8630 | 0010790    | 5 | PH 3 | 150    | 36x122 | 272    | 14     | 173   |
| BE-8640 | 0010806    | 5 | PH 4 | 200    | 36x165 | 361    | 18     | 292   |



**BE-8601/BE-8602**

**PHILLIPS SCREWDRIVER**

**ergo**®



- Screwdriver developed according to the scientific ERGO™ process
- Screwdriver for Phillips head screws, stubby type for working in confined spaces
- Handle: 3-component handle, for maximum user comfort and force transmission
- Easy to choose the right tip, with the colour-coded handle and the symbol on the domed end
- Blade: High performance alloy steel. Chrome plated and entirely hardened. Black finish tip for higher accuracy
- ISO 8764/DIN 5260

|         | <br>731415 |   |      | <br>mm | <br>mm | <br>mm | <br>g |
|---------|------------|---|------|--------|--------|--------|-------|
| BE-8601 | 1838706    | 5 | PH 1 | 25     | 36x58  | 83     | 40    |
| BE-8602 | 1838713    | 5 | PH 2 | 25     | 36x58  | 83     | 43    |

**BE-8800 - BE-8824**

**POZIDRIV SCREWDRIVER**

**ergo**®



- Screwdriver developed according to the scientific ERGO™ process
- Screwdriver for Pozidriv head screws
- Handle: 3-component handle, for maximum user comfort and force transmission
- Easy to choose the right tip, with the colour-coded handle and the symbol on the domed end
- Blade: High performance alloy steel. Chrome plated and entirely hardened. Black finish tip for higher accuracy
- ISO 8764

|          | <br>731415 |   |      | <br>mm | <br>mm | <br>mm | <br>g |
|----------|------------|---|------|--------|--------|--------|-------|
| BE-8800  | 0042012    | 5 | PZ 0 | 60     | 20x122 | 182    | 30    |
| BE-8810  | 0010813    | 5 | PZ 1 | 75     | 27x122 | 197    | 62    |
| BE-8811  | 8292331    | 5 | PZ 1 | 75     | 20x122 | 197    | 62    |
| BE-8810L | 1838720    | 5 | PZ 1 | 200    | 27x122 | 322    | 81    |
| BE-8820  | 0010820    | 5 | PZ 2 | 100    | 36x122 | 222    | 106   |
| BE-8821  | 8292348    | 5 | PZ 2 | 100    | 27x122 | 222    | 106   |
| BE-8820L | 1838737    | 5 | PZ 2 | 200    | 36x122 | 322    | 127   |
| BE-8823  | 3010919    | 5 | PZ 3 | 150    | 36x122 | 272    | 150   |
| BE-8824  | 3010926    | 5 | PZ 4 | 200    | 36x165 | 361    | 224   |



## BE-8828 - BE-8840

## POZIDRIV SCREWDRIVER



- Screwdriver developed according to the scientific ERGO™ process
- Screwdriver for Pozidriv head screws
- Handle: 3-component handle, for maximum user comfort and force transmission
- Easy to choose the right tip, with the colour-coded handle and the symbol on the domed end
- Blade: High performance alloy steel. Chrome plated and entirely hardened. Black finish tip for higher accuracy
- ISO 8764
- Hexagon profile blade and bolster for wrench assisted turning

|         | <br>731415 |   |      | <br>mm | <br>mm | <br>mm | <br>mm | <br>g |
|---------|------------|---|------|--------|--------|--------|--------|-------|
| BE-8828 | 3010933    | 5 | PZ 1 | 100    | 27x122 | 222    | 9      | 72    |
| BE-8829 | 3010940    | 5 | PZ 2 | 125    | 36x122 | 247    | 11     | 122   |
| BE-8830 | 0010837    | 5 | PZ 3 | 150    | 36x122 | 272    | 14     | 173   |
| BE-8840 | 0010844    | 5 | PZ 4 | 200    | 36x165 | 361    | 18     | 292   |

## BE-8801/BE-8802

## POZIDRIV SCREWDRIVER



- Screwdriver developed according to the scientific ERGO™ process
- Screwdriver for Pozidriv head screws, stubby type for working in confined spaces
- Handle: 3-component handle, for maximum user comfort and force transmission
- Easy to choose the right tip, with the colour-coded handle and the symbol on the domed end
- Blade: High performance alloy steel. Chrome plated and entirely hardened. Black finish tip for higher accuracy
- ISO 8764

|         | <br>731415 |   |      | <br>mm | <br>mm | <br>mm | <br>mm | <br>g |
|---------|------------|---|------|--------|--------|--------|--------|-------|
| BE-8801 | 1838744    | 5 | PZ 1 | 25     | 36x58  | 83     |        | 40    |
| BE-8802 | 1838751    | 5 | PZ 2 | 25     | 36x58  | 83     |        | 43    |



## BE-8904 - BE-8945

## TORX® SCREWDRIVER

ergo®



- Screwdriver developed according to the scientific ERGO™ process
- Screwdriver for TORX® head screws
- Handle: 3-component handle, for maximum user comfort and force transmission
- Easy to choose the right tip, with the colour-coded handle and the symbol on the domed end
- Blade: High performance alloy steel. Chrome plated and entirely hardened. Black finish tip for higher accuracy

|         | <br>731415 |   |      | <br>D | <br>mm | <br>mm | <br>mm | <br>g |
|---------|------------|---|------|-------|--------|--------|--------|-------|
| BE-8904 | 3010957    | 5 | T 4  | 1,30  | 75     | 20x122 | 197    | 30    |
| BE-8905 | 3010049    | 5 | T 5  | 1,37  | 75     | 20x122 | 197    | 31    |
| BE-8906 | 0027729    | 5 | T 6  | 1.65  | 75     | 20x122 | 197    | 31    |
| BE-8907 | 0027736    | 5 | T 7  | 1.97  | 75     | 20x122 | 197    | 31    |
| BE-8908 | 0027743    | 5 | T 8  | 2.30  | 75     | 20x122 | 197    | 31    |
| BE-8909 | 0027750    | 5 | T 9  | 2.48  | 75     | 20x122 | 197    | 31    |
| BE-8910 | 0027767    | 5 | T 10 | 2.72  | 75     | 20x122 | 197    | 31    |
| BE-8915 | 0027774    | 5 | T 15 | 3.26  | 100    | 27x122 | 222    | 57    |
| BE-8920 | 0027781    | 5 | T 20 | 3.84  | 100    | 27x122 | 222    | 57    |
| BE-8925 | 0027798    | 5 | T 25 | 4.40  | 125    | 27x122 | 247    | 70    |
| BE-8927 | 0027804    | 5 | T 27 | 4.96  | 125    | 27x122 | 247    | 70    |
| BE-8930 | 0027811    | 5 | T30  | 5.49  | 150    | 36x122 | 272    | 119   |
| BE-8940 | 0027828    | 5 | T40  | 6.60  | 150    | 36x165 | 311    | 130   |
| BE-8945 | 1838782    | 5 | T45  | 7.70  | 150    | 36x165 | 311    | 178   |

## BE-7907 - BE-7940

## TORX® SCREWDRIVER

ergo®



- Screwdriver developed according to the scientific ERGO™ process
- Screwdriver for TORX® and TORX® tamper resistant head screws
- Handle: 3-component handle, for maximum user comfort and force transmission
- Easy to choose the right tip, with the colour-coded handle and the symbol on the domed end
- Blade: High performance alloy steel. Chrome plated and entirely hardened. Black finish tip for higher accuracy

|         | <br>731415 |   |       | <br>D | <br>mm | <br>mm | <br>mm | <br>g |
|---------|------------|---|-------|-------|--------|--------|--------|-------|
| BE-7907 | 3010964    | 5 | TR 7  | 1.97  | 75     | 20x122 | 197    | 31    |
| BE-7908 | 3010971    | 5 | TR 8  | 2.30  | 75     | 20x122 | 197    | 31    |
| BE-7909 | 3010988    | 5 | TR 9  | 2.48  | 75     | 20x122 | 197    | 31    |
| BE-7910 | 1838799    | 5 | TR 10 | 2.72  | 75     | 20x122 | 197    | 31    |
| BE-7915 | 1838805    | 5 | TR 15 | 3.26  | 100    | 27x122 | 222    | 57    |
| BE-7920 | 1838812    | 5 | TR 20 | 3.84  | 100    | 27x122 | 222    | 57    |
| BE-7925 | 1838829    | 5 | TR 25 | 4.40  | 125    | 27x122 | 247    | 70    |
| BE-7927 | 1838836    | 5 | TR 27 | 4.96  | 125    | 27x122 | 247    | 70    |
| BE-7930 | 1838843    | 5 | TR 30 | 5.49  | 150    | 36x122 | 272    | 119   |
| BE-7940 | 1838850    | 5 | TR 40 | 6.60  | 150    | 36x165 | 311    | 130   |



## BE-8702 - BE-8710

## HEXAGON BALL END SCREWDRIVER



- Screwdriver developed according to the scientific ERGO™ process
- Screwdriver for hexagonal head screws, ball ended, easy to insert in the screw head from a range of angles. More efficient than the standard hex and time saver
- Handle: 3-component handle, for maximum user comfort and force transmission
- Easy to choose the right tip, with the colour-coded handle and the symbol on the domed end
- Blade: High performance alloy steel. Chrome plated and entirely hardened. Black finish tip for higher accuracy

|         | <br>731415 |   | <br>mm | <br>mm | <br>mm | <br>mm | <br>g |
|---------|------------|---|--------|--------|--------|--------|-------|
| BE-8702 | 1838768    | 5 | 2      | 100    | 20x122 | 222    | 32    |
| BE-8725 | 1838775    | 5 | 2.5    | 100    | 20x122 | 222    | 32    |
| BE-8703 | 0027651    | 5 | 3      | 100    | 20x122 | 222    | 35    |
| BE-8704 | 0027668    | 5 | 4      | 100    | 27x122 | 222    | 66    |
| BE-8705 | 0027675    | 5 | 5      | 100    | 36x122 | 222    | 105   |
| BE-8706 | 0027682    | 5 | 6      | 125    | 36x122 | 247    | 125   |
| BE-8708 | 0027699    | 5 | 8      | 150    | 36x122 | 272    | 197   |
| BE-8710 | 0027705    | 5 | 10     | 150    | 36x165 | 311    | 250   |

## BE-9001 - BE-9003

## ROBERTSON (SQUARE) SCREWDRIVER




- Screwdriver developed according to the scientific ERGO™ process
- Screwdriver for Robertson (square) head screws
- Handle: 3-component handle, for maximum user comfort and force transmission
- Easy to choose the right tip, with the colour-coded handle and the symbol on the domed end
- Blade: High performance alloy steel. Chrome plated and entirely hardened. Black finish tip for higher accuracy

|         | <br>731151 |   | <br>mm | <br>mm | <br>mm | <br>mm | <br>g |
|---------|------------|---|--------|--------|--------|--------|-------|
| BE-9001 | 8269005    | 1 | # 1    | 80     | 27x122 | 202    | 62    |
| BE-9002 | 8269012    | 5 | # 2    | 80     | 27x122 | 202    | 62    |
| BE-9003 | 8269029    | 5 | # 3    | 100    | 27x122 | 202    | 105   |



BE-8080

TORQ-SET®



- Screwdriver developed according to the scientific ERGO™ process
- Screwdriver for TORQ-SET® security screws, meets aerospace rigorous torque requirements
- Handle: 3-component handle, for maximum user comfort and force transmission
- Easy to choose the right tip, with the colour-coded handle
- Blade: High performance alloy steel. Chrome plated and entirely hardened. Black finish tip for higher accuracy

|            | <br>731415 |   |    | <br>mm | <br>mm | <br>mm | <br>g |
|------------|------------|---|----|--------|--------|--------|-------|
| BE-8080-1  | 3010995    | 5 | 1  | 75     | 27x122 | 195    | 58    |
| BE-8080-2  | 3011008    | 5 | 2  | 75     | 27x122 | 195    | 58    |
| BE-8080-3  | 3011015    | 5 | 3  | 75     | 27x122 | 195    | 58    |
| BE-8080-4  | 3011022    | 5 | 4  | 75     | 27x122 | 195    | 58    |
| BE-8080-5  | 3011039    | 5 | 5  | 75     | 27x122 | 195    | 58    |
| BE-8080-6  | 3011046    | 5 | 6  | 75     | 27x122 | 195    | 58    |
| BE-8080-8  | 3011053    | 5 | 8  | 100    | 27x122 | 220    | 75    |
| BE-8080-10 | 3011060    | 5 | 10 | 100    | 27x122 | 220    | 75    |

BE-8985

AWL



- Developed according to the scientific ERGO™ process
- Awl, for pre-punching and drilling holes
- Handle: 3-component handle, for maximum user comfort and force transmission
- Easy to choose the right tip, with the colour-coded handle
- Blade: High performance alloy steel. Chrome plated and entirely hardened

|         | <br>731415 |   | <br>mm | <br>mm | <br>mm | <br>mm | <br>g |
|---------|------------|---|--------|--------|--------|--------|-------|
| BE-8985 | 3010698    | 5 | 6.0    | 100    | 27x122 | 222    | 67    |

BE-8980

REAMER



- Developed according to the scientific ERGO™ process
- Reamer, for enlarging and drilling holes
- Handle: 3-component handle, for maximum user comfort and force transmission
- Easy to choose the right tip, with the colour-coded handle
- Blade: High performance alloy steel. Chrome plated and entirely hardened

|         | <br>731415 |   | <br>mm | <br>mm | <br>mm | <br>mm | <br>g |
|---------|------------|---|--------|--------|--------|--------|-------|
| BE-8980 | 3010681    | 5 | 6.0    | 100    | 27x122 | 222    | 67    |





## BE-8577

### BIT HOLDER



- Developed according to the scientific ERGO™ process
- Bit holder for 1/4" bits
- Handle: 3-component handle, for maximum user comfort and force transmission
- Easy to choose the right tip, with the colour-coded handle
- Blade: High performance alloy steel. Chrome plated and entirely hardened

|         |            |   |         |         |            |         |         |
|---------|------------|---|---------|---------|------------|---------|---------|
|         | <br>731415 |   | <br>1/4 | <br>118 | <br>36x122 | <br>240 | <br>5.5 |
| BE-8577 | 1839048    | 5 | 1/4     | 118     | 36x122     | 240     | 5.5     |

## BE-76

### NUT DRIVERS WITH HANDLE, WITH FLEXIBLE BLADE



- Nut driver developed according to the scientific ERGO™ process
- Handle: 3-component handle, for maximum user comfort and force transmission
- Easy to choose the right tip, with the colour-coded handle and the symbol on the domed end
- Blade: Flexible shaft. High performance alloy steel. Chrome plated

|         |            |   |        |         |        |        |       |
|---------|------------|---|--------|---------|--------|--------|-------|
|         | <br>731415 |   | <br>mm | <br>1mm | <br>mm | <br>mm | <br>g |
| BE-7606 | 1839017    | 5 | 6      | 150     | 27x122 | 272    | 126   |
| BE-7607 | 1839024    | 5 | 7      | 150     | 27x122 | 272    | 126   |
| BE-7608 | 1839031    | 5 | 8      | 150     | 27x122 | 272    | 126   |

## BE-6400M

### NUT DRIVERS WITH HANDLE, MAGNETIC, SLIM BORE



- Nut driver developed according to the scientific ERGO™ process
- Handle: 3-component handle, for maximum user comfort and force transmission
- Easy to choose the right tip, with the colour-coded handle and the symbol on the domed end
- Blade: Slim magnetic bore. High performance alloy steel. Chrome plated and entirely hardened

|              |            |   |        |         |        |        |       |
|--------------|------------|---|--------|---------|--------|--------|-------|
|              | <br>731415 |   | <br>mm | <br>mm  | <br>mm | <br>mm | <br>g |
| BE-6400M-4   | 3011145    | 5 | 4      | 5.9x23  | 100    | 20x122 | 36    |
| BE-6400M-5   | 3011169    | 5 | 5      | 6.95x23 | 100    | 20x122 | 38    |
| BE-6400M-5.5 | 3011176    | 5 | 5.5    | 7.65x23 | 100    | 20x122 | 38    |
| BE-6400M-7   | 3011190    | 5 | 7      | 9.8x23  | 100    | 20x122 | 42    |



## BE-78

### NUT DRIVERS WITH HANDLE, LONG BORE

ergo®



- Nut driver developed according to the scientific ERGO™ process
- Handle: 3-component handle, for maximum user comfort and force transmission
- Easy to choose the right tip, with the colour-coded handle and the symbol on the domed end
- Blade: Long bore. High performance alloy steel. Chrome plated and entirely hardened

|         | <br>731415 |   | <br>mm | <br>mm | <br>mm | <br>mm | <br>mm | <br>g |
|---------|------------|---|--------|--------|--------|--------|--------|-------|
| BE-7803 | 1838867    | 5 | 3      | 40     | 125    | 20x122 | 247    | 52    |
| BE-7835 | 1838874    | 5 | 3.5    | 40     | 125    | 20x122 | 247    | 54    |
| BE-7804 | 1838881    | 5 | 4      | 50     | 125    | 20x122 | 247    | 57    |
| BE-7845 | 1838898    | 5 | 4.5    | 50     | 125    | 20x122 | 247    | 58    |
| BE-7805 | 1838904    | 5 | 5      | 50     | 125    | 20x122 | 247    | 60    |
| BE-7855 | 1838911    | 5 | 5.5    | 50     | 125    | 20x122 | 247    | 62    |
| BE-7806 | 1838928    | 5 | 6      | 50     | 125    | 20x122 | 247    | 64    |
| BE-7807 | 1838935    | 5 | 7      | 50     | 125    | 27x122 | 247    | 100   |
| BE-7808 | 1838942    | 5 | 8      | 50     | 125    | 27x122 | 247    | 104   |
| BE-7809 | 1838959    | 5 | 9      | 50     | 125    | 36x122 | 247    | 136   |
| BE-7810 | 1838966    | 5 | 10     | 50     | 125    | 36x122 | 247    | 140   |
| BE-7811 | 1838973    | 5 | 11     | 50     | 125    | 36x122 | 247    | 169   |
| BE-7812 | 1838980    | 5 | 12     | 50     | 125    | 36x122 | 247    | 184   |
| BE-7813 | 1838997    | 5 | 13     | 50     | 125    | 36x165 | 286    | 215   |
| BE-7814 | 1839000    | 5 | 14     | 50     | 125    | 36x165 | 286    | 230   |

## BE-8010S - BE-8065S

### INSULATED SCREWDRIVERS

ergo®



IEC 60900 1000V

- Screwdriver developed according to the scientific ERGO™ process
- Insulated screwdriver for slotted head screws
- For work on live equipment, up to 1000 V
- Handle: 3-component handle, for maximum user comfort and force transmission
- Easy to choose the right tip, with the colour-coded handle and the symbol on the domed end
- High performance alloy steel, insulation moulded directly onto blade. Black finish tip for higher accuracy
- ISO 2380/DIN 5264
- Individually inspected and manufactured according to IEC 60900

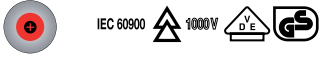
|          | <br>731415 |   | <br>mm | <br>mm | <br>mm | <br>mm | <br>mm | <br>g |
|----------|------------|---|--------|--------|--------|--------|--------|-------|
| BE-8010S | 0033058    | 5 | 0.4    | 2.5    | 75     | 20x122 | 197    | 30    |
| BE-8220S | 0048243    | 5 | 0.5    | 3.0    | 100    | 20x122 | 222    | 33    |
| BE-8230S | 0048250    | 5 | 0.6    | 3.5    | 100    | 20x122 | 222    | 33    |
| BE-8040S | 0033089    | 5 | 0.8    | 4.0    | 100    | 20x122 | 222    | 33    |
| BE-8050S | 0033096    | 5 | 1.0    | 5.5    | 125    | 27x122 | 247    | 62    |
| BE-8255S | 0048281    | 5 | 1.2    | 6.5    | 150    | 36x122 | 272    | 105   |
| BE-8065S | 0033119    | 5 | 1.2    | 8.0    | 175    | 36x122 | 297    | 127   |



# ERGO™ SCREWDRIVERS

## BE-8600S - BE-8640S

## INSULATED SCREWDRIVERS




- Screwdriver developed according to the scientific ERGO™ process
- Insulated screwdriver for Phillips head screws
- For work on live equipment, up to 1000 V
- Handle: 3-component handle, for maximum user comfort and force transmission
- Easy to choose the right tip, with the colour-coded handle and the symbol on the domed end
- High performance alloy steel, insulation moulded directly onto blade. Black finish tip for higher accuracy
- ISO 8764/DIN 5260
- Individually inspected and manufactured according to IEC 60900

|          | <br>731415 |   |      | <br>mm | <br>mm | <br>mm | <br>g |
|----------|------------|---|------|--------|--------|--------|-------|
| BE-8600S | 0033126    | 5 | PH 0 | 75     | 20x122 | 197    | 31    |
| BE-8610S | 0033133    | 5 | PH 1 | 80     | 27x122 | 202    | 64    |
| BE-8620S | 0033140    | 5 | PH 2 | 100    | 36x122 | 222    | 108   |
| BE-8630S | 0033157    | 5 | PH 3 | 150    | 36x122 | 272    | 159   |
| BE-8640S | 0033164    | 5 | PH 4 | 200    | 36x165 | 365    | 268   |

## BE-8800S - BE-8840S

## INSULATED SCREWDRIVERS



- Screwdriver developed according to the scientific ERGO™ process
- Insulated screwdriver for Pozidriv head screws
- For work on live equipment, up to 1000 V
- Handle: 3-component handle, for maximum user comfort and force transmission
- Easy to choose the right tip, with the colour-coded handle and the symbol on the domed end
- Blade: High performance alloy steel, insulation moulded directly onto blade. Black finish tip for higher accuracy
- ISO 8764
- Individually inspected and manufactured according to IEC 60900

|          | <br>731415 |   |      | <br>mm | <br>mm | <br>mm | <br>g |
|----------|------------|---|------|--------|--------|--------|-------|
| BE-8800S | 1839055    | 5 | PZ 0 | 75     | 20x122 | 197    | 31    |
| BE-8810S | 0048298    | 5 | PZ 1 | 80     | 27x122 | 202    | 64    |
| BE-8820S | 0048304    | 5 | PZ 2 | 100    | 36x122 | 222    | 110   |
| BE-8830S | 0048311    | 5 | PZ 3 | 150    | 36x122 | 272    | 159   |
| BE-8840S | 1839062    | 5 | PZ 4 | 200    | 36x161 | 365    | 268   |



## BE-8910S - BE-8930S

### INSULATED SCREWDRIVERS

ergo®



IEC 60900 1000V D'E GS

- Screwdriver developed according to the scientific ERGO™ process
- Insulated screwdriver for TORX® head screws
- For work on live equipment, up to 1000 V
- Handle: 3-component handle, for maximum user comfort and force transmission
- Easy to choose the right tip, with the colour-coded handle and the symbol on the domed end
- Blade: High performance alloy steel. Black finish and entirely hardened
- Individually inspected and manufactured according to IEC 60900

|          | 731415  |   |      | D<br>mm | mm  | mm     | mm  | g   |
|----------|---------|---|------|---------|-----|--------|-----|-----|
| BE-8910S | 1839079 | 5 | T 10 | 2.72    | 100 | 20x122 | 222 | 33  |
| BE-8915S | 1839086 | 5 | T 15 | 3.26    | 125 | 27x122 | 247 | 62  |
| BE-8920S | 1839093 | 5 | T 20 | 3.84    | 125 | 27x122 | 247 | 62  |
| BE-8925S | 1839109 | 5 | T 25 | 4.40    | 150 | 27x122 | 272 | 77  |
| BE-8930S | 1839116 | 5 | T 30 | 5.49    | 175 | 36x122 | 297 | 129 |

## BE-8725S - BE-8708S

### INSULATED SCREWDRIVERS

ergo®



IEC 60900 1000V D'E GS

- Screwdriver developed according to the scientific ERGO™ process
- Insulated screwdriver for hexagon head screws
- For work on live equipment, up to 1000 V
- Handle: 3-component handle, for maximum user comfort and force transmission
- Easy to choose the right tip, with the colour-coded handle and the symbol on the domed end
- Blade: High performance alloy steel. Black finish and entirely hardened
- Individually inspected and manufactured according to IEC 60900

|          | 731415  |   | mm  | mm  | mm     | mm  | g   |
|----------|---------|---|-----|-----|--------|-----|-----|
| BE-8725S | 1839123 | 5 | 2.5 | 75  | 20x122 | 197 | 33  |
| BE-8703S | 1839130 | 5 | 3   | 75  | 20x122 | 197 | 62  |
| BE-8704S | 1839147 | 5 | 4   | 75  | 20x122 | 197 | 78  |
| BE-8705S | 1839154 | 5 | 5   | 175 | 27x122 | 297 | 128 |
| BE-8706S | 1839161 | 5 | 6   | 200 | 27x122 | 322 | 159 |
| BE-8708S | 1839178 | 5 | 8   | 200 | 36x122 | 322 | 235 |



# ERGO™ SCREWDRIVERS

## BE-8510S - BE-8520S




## INSULATED SCREWDRIVERS

- Screwdriver developed according to the scientific ERGO™ process
- Combi insulated screwdriver, two tips in one, for slotted and Phillips head screws
- For work on live equipment, up to 1000 V
- Handle: 3-component handle, for maximum user comfort and force transmission
- Easy to choose the right tip, with the colour-coded handle and the symbol on the domed end
- Blade: High performance alloy steel. Black finish and entirely hardened
- Individually inspected and manufactured according to IEC 60900

|          | <br>731415 |   |   |   |   | <br>mm | <br>mm | <br>mm | <br>g |
|----------|------------|---|---|---|---|--------|--------|--------|-------|
| BE-8510S | 0126507    | 5 | 5 | - | 1 | 80     | 27x122 | 202    | 60    |
| BE-8520S | 0126514    | 5 | 6 | - | 2 | 100    | 36x122 | 222    | 100   |

## BE-8710S - BE-8720S



## INSULATED SCREWDRIVERS

- Screwdriver developed according to the scientific ERGO™ process
- Combi insulated screwdriver, two tips in one, for slotted and Pozidriv head screws
- For work on live equipment, up to 1000 V
- Handle: 3-component handle, for maximum user comfort and force transmission
- Easy to choose the right tip, with the colour-coded handle and the symbol on the domed end
- Blade: High performance alloy steel. Black finish and entirely hardened
- Individually inspected and manufactured according to IEC 60900

|          | <br>731415 |   |   |   |  | <br>mm | <br>mm | <br>mm | <br>g |
|----------|------------|---|---|---|--|--------|--------|--------|-------|
| BE-8710S | 0126521    | 5 | 5 | 1 |  | 80     | 27x122 | 202    | 60    |
| BE-8720S | 0126538    | 5 | 6 | 2 |  | 100    | 36x122 | 222    | 100   |

## BE-9881



## SCREWDRIVER SETS

- ERGO™ screwdriver set, 6 pcs
- For slotted and Phillips head screws
- In cardboard box

|         | <br>731415 |   | <br>g |
|---------|------------|---|-------|
| BE-9881 | 0043279    | 1 | 450   |


BE-8020, BE-8040  
0.5x3x60, 0.8x4x100



BE-8150, BE-8155  
1.0x5.5x100, 1.2x6.5x125



BE-8610, BE-8620  
PH1x75, PH2x100





BE-9882




SCREWDRIVER SETS

- ERGO™ screwdriver set, 6 pcs
- For slotted and Pozidriv head screws
- In cardboard box

|  | <br>731415 |   | <br>g |
|--|------------|---|-------|
| BE-9882                                      | 1839284    | 1 | 450   |
| BE-8020, BE-8040<br>0.5x3x60, 0.8x4x100      |            |   |       |
| BE-8150, BE-8155<br>1.0x5.5x100, 1.2x6.5x125 |            |   |       |
| BE-8810, BE-8820<br>PZ1x75, PZ2x100          |            |   |       |

BE-9883




SCREWDRIVER SETS

- ERGO™ screwdriver set, 6 pcs
- For Pozidriv and TORX® head screws
- In cardboard box

|   | <br>731415 |   | <br>g |
|---|------------|---|-------|
| BE-9883   | 1839291    | 1 | 450   |
| BE-8810, BE-8820, BE-8830<br>PZ1x75, PZ2x100, PZ3x150 |            |   |       |
| BE-8910, BE-8915, BE-8925<br>T10x75, T15x100, T25x125 |            |   |       |

BE-9885




SCREWDRIVER SETS

- ERGO™ screwdriver set, 5 pcs
- For TORX® head screws
- In cardboard box

|   | <br>731415 |   | <br>g |
|---|------------|---|-------|
| BE-9885                                     | 0048465    | 1 | 355   |
| BE-8910, BE-8930<br>T10, T15, T20, T25, T30 |            |   |       |



## BE-9886



## SCREWDRIVER SETS

- ERGO™ screwdriver set, 6 pcs
- For slotted, Phillips and Pozidriv head screws
- In cardboard box

|                                     | <br>731415 |   | <br>g |
|-------------------------------------|------------|---|-------|
| BE-9886                             | 0048472    | 1 | 430   |
| BE-8030<br>0.6x3.5x75 mm            |            |   |       |
| BE-8150<br>1x5.5x100 mm             |            |   |       |
| BE-8610, BE-8620<br>PH1x75, PH2x100 |            |   |       |
| BE-8810, BE-8820<br>PZ1x75, PZ2x100 |            |   |       |

## BE-9889



## SCREWDRIVER SETS

- ERGO™ screwdriver set, 5 pcs
- For Pozidriv and TORX® head screws
- In cardboard box

|  | <br>731415 |   | <br>g |
|--|------------|---|-------|
| BE-9889  | 3010711    | 1 | 490   |
| BE-8810, BE-8820<br>PZ1x75, PZ2x100                    |            |   |       |
| BE-8910, BE-8915, BE-8925<br>T10x75, T15x100, T-25x125 |            |   |       |

## BE-9881S




## SCREWDRIVER SETS

- ERGO™ insulated screwdriver set, 5 pcs
- For slotted and Phillips head screws
- In cardboard box

|   | <br>731415 |   | <br>g |
|---|------------|---|-------|
| BE-9881S  | 1839307    | 1 | 450   |
| BE-8220S, BE-8040S, BE-8050S<br>0.5x3x100, 0.8x4x100, 1x5.5x125 |            |   |       |
| BE-8610S, BE-8620S<br>PH1x80, PH2x100                           |            |   |       |



## BE-9882S



## SCREWDRIVER SETS

- ERGO™ insulated screwdriver set, 5 pcs
- For slotted and Pozidriv head screws
- In cardboard box

|          |                   |   |     |
|----------|-------------------|---|-----|
|          |                   |   |     |
| BE-9882S | 731415<br>1839314 | 1 | 450 |


BE-8220S, BE-8040S, BE-8050S  
0.5x3x100, 0.8x4x100, 1x5.5x125



BE-8810S, BE-8820S  
PZ1x80, PZ2x100



## BE-9888S



## SCREWDRIVER SETS

- ERGO™ insulated screwdriver set, 7 pcs
- For slotted and Pozidriv head screws
- In cardboard box

|          |                   |   |     |
|----------|-------------------|---|-----|
|          |                   |   |     |
| BE-9888S | 731415<br>3006158 | 1 | 530 |


BE-8010S, BE-8220S, BE-8040S, BE-8050S  
0.4x2.5x75, 0.5x3.0x100, 0.8x4.0x100, 1.0x5.5x125



BE-8800S, BE-8820S, BE-8830S  
PZ0x75, PZ2x100, PZ3x150



## BE-9885S



## SCREWDRIVER SETS

- ERGO™ combi insulated screwdriver set, 4 pcs (8 different tips) and a voltage tester
- For slotted, Phillips and Pozidriv head screws
- In cardboard box

|          |                   |   |     |
|----------|-------------------|---|-----|
|          |                   |   |     |
| BE-9885S | 731415<br>0126491 | 1 | 445 |

806-1-1  
0.6x3x65



BE-8510S, BE-8520S  
5/PH1, 6/PH2



BE-8710S, BE-8720S  
5/PZ1, 6/PZ2








## 020

### SLOTTED SCREWDRIVER



- Screwdriver for slotted head screws
- Handle: Double shape handle that allows an optimum grip and maximum torque power. The hole in the handle permits the insertion of a T-bar for added force transmission
- Permanent colour codes at both ends of the handle, for a quick identification of the tip
- Blade: High performance alloy steel. Chrome plated and entirely hardened. Black finish tip for higher accuracy
- Branding: Size and part number laser branded on the blade for easier identification
- ISO 2380/DIN 5264
- Hexagon profile blade and bolster allows the use of a wrench for jobs that require more torque

|             | <br>841281 |    | <br>mm | <br>mm | <br>mm | <br>mm | <br>mm | <br>g |
|-------------|------------|----|--------|--------|--------|--------|--------|-------|
| 020.040.100 | 4020419    | 10 | 4.0    | 0.8    | 100    | 100    |        | 48    |
| 020.055.125 | 4020518    | 10 | 5.5    | 1.0    | 125    | 115    | 9      | 90    |
| 020.065.150 | 4020617    | 10 | 6.5    | 1.2    | 150    | 130    | 11     | 143   |
| 020.080.175 | 4020815    | 10 | 8.0    | 1.6    | 175    | 145    | 14     | 243   |
| 020.100.200 | 4020105    | 10 | 10.0   | 1.6    | 200    | 145    | 14     | 254   |
| 020.120.250 | 4020129    | 10 | 12.0   | 2.0    | 250    | 145    | 18     | 372   |
| 020.140.250 | 4020143    | 10 | 14.0   | 2.5    | 250    | 145    | 18     | 372   |

## 021

### SLOTTED SCREWDRIVER



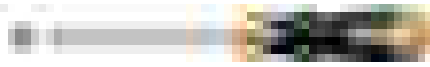
- Screwdriver for slotted head screws
- Handle: Double shape handle that allows an optimum grip and maximum torque power. The hole in the handle permits the insertion of a T-bar for added force transmission
- Permanent colour codes at both ends of the handle, for a quick identification of the tip
- Blade: High performance alloy steel. Chrome plated and entirely hardened. Black finish tip for higher accuracy
- Branding: Size and part number laser branded on the blade for easier identification
- ISO 2380/DIN 5264

|             | <br>841281 |    | <br>mm | <br>mm | <br>mm | <br>mm | <br>mm | <br>g |
|-------------|------------|----|--------|--------|--------|--------|--------|-------|
| 021.040.100 | 4021416    | 10 | 4.0    | 0.8    | 100    | 100    |        | 46    |
| 021.055.125 | 4021515    | 10 | 5.5    | 1.0    | 125    | 115    | 8      | 82    |
| 021.065.150 | 4021614    | 10 | 6.5    | 1.2    | 150    | 130    | 10     | 128   |
| 021.080.175 | 4021812    | 10 | 8.0    | 1.6    | 175    | 130    | 12     | 154   |
| 021.100.200 | 4021102    | 10 | 10.0   | 1.6    | 200    | 145    | 14     | 215   |



## 022

### SLOTTED SCREWDRIVER



- Screwdriver for slotted head screws
- Handle: Double shape handle that allows an optimum grip and maximum torque power. The hole in the handle permits the insertion of a T-bar for added force transmission
- Permanent colour codes at both ends of the handle, for a quick identification of the tip
- Blade: High performance alloy steel. Chrome plated and entirely hardened. Black finish tip for higher accuracy
- Branding: Size and part number laser branded on the blade for easier identification
- ISO 2380/DIN 5264

|             | <br>841281 |    | <br>mm | <br>mm | <br>mm | <br>mm | <br>g |
|-------------|------------|----|--------|--------|--------|--------|-------|
| 022.030.100 | 4022314    | 10 | 3.0    | 0.5    | 100    | 100    | 39    |
| 022.030.200 | 4022321    | 10 | 3.0    | 0.5    | 200    | 100    | 45    |
| 022.035.100 | 4022338    | 10 | 3.5    | 0.6    | 100    | 100    | 41    |
| 022.040.125 | 4022413    | 10 | 4.0    | 0.8    | 125    | 100    | 49    |
| 022.040.250 | 4022420    | 10 | 4.0    | 0.8    | 250    | 100    | 61    |
| 022.055.150 | 4022512    | 10 | 5.5    | 1.0    | 150    | 115    | 83    |
| 022.055.300 | 4022529    | 10 | 5.5    | 1.0    | 300    | 115    | 116   |
| 022.065.150 | 4022611    | 10 | 6.5    | 1.2    | 150    | 130    | 129   |
| 022.065.300 | 4022628    | 10 | 6.5    | 1.2    | 300    | 130    | 167   |

## 023

### PHILLIPS SCREWDRIVER



- Screwdriver for Phillips head screws
- Handle: Double shape handle that allows an optimum grip and maximum torque power. The hole in the handle permits the insertion of a T-bar for added force transmission
- Permanent colour codes at both ends of the handle, for a quick identification of the tip
- Blade: High performance alloy steel. Chrome plated and entirely hardened. Black finish tip for higher accuracy
- Branding: Size and part number laser branded on the blade for easier identification
- ISO 8764/DIN 5260
- Hexagon profile blade and bolster allow the use of a wrench for jobs that require more torque

|             | <br>841281 |    |      | <br>mm | <br>mm | <br>mm | <br>g |
|-------------|------------|----|------|--------|--------|--------|-------|
| 023.000.075 | 4023014    | 10 | PH 0 | 75     | 100    |        | 45    |
| 023.001.100 | 4023113    | 10 | PH 1 | 100    | 115    | 9      | 86    |
| 023.002.125 | 4023212    | 10 | PH 2 | 125    | 130    | 11     | 137   |
| 023.003.150 | 4023311    | 10 | PH 3 | 150    | 145    | 14     | 233   |
| 023.004.200 | 4023410    | 10 | PH 4 | 200    | 145    | 14     | 338   |



024

## PHILLIPS SCREWDRIVER




- Screwdriver for Phillips head screws
- Handle: Double shape handle that allows an optimum grip and maximum torque power. The hole in the handle permits the insertion of a T-bar for added force transmission
- Permanent colour codes at both ends of the handle, for a quick identification of the tip
- Blade: High performance alloy steel. Chrome plated and entirely hardened. Black finish tip for higher accuracy
- Branding: Size and part number laser branded on the blade for easier identification
- ISO 8764/DIN 5260

|             | <br>841281 |    |      | <br>mm | <br>mm | <br>g |
|-------------|------------|----|------|--------|--------|-------|
| 024.000.075 | 4024011    | 10 | PH 0 | 75     | 100    | 38    |
| 024.001.100 | 4024110    | 10 | PH 1 | 100    | 115    | 78    |
| 024.001.250 | 4024127    | 10 | PH 1 | 250    | 115    | 98    |
| 024.002.125 | 4024219    | 10 | PH 2 | 125    | 130    | 122   |
| 024.002.300 | 4024226    | 10 | PH 2 | 300    | 130    | 156   |
| 024.003.150 | 4024318    | 10 | PH 3 | 150    | 145    | 194   |

025

## POZIDRIV SCREWDRIVER



- Screwdriver for Pozidriv head screws
- Handle: Double shape handle that allows an optimum grip and maximum torque power. The hole in the handle permits the insertion of a T-bar for added force transmission
- Permanent colour codes at both ends of the handle, for a quick identification of the tip
- Blade: High performance alloy steel. Chrome plated and entirely hardened. Black finish tip for higher accuracy
- Branding: Size and part number laser branded on the blade for easier identification
- ISO 8764
- Hexagon profile blade and bolster allow the use of a wrench for jobs that require more torque

|             | <br>841281 |    |      | <br>mm | <br>mm | <br>mm | <br>g |
|-------------|------------|----|------|--------|--------|--------|-------|
| 025.000.075 | 4025018    | 10 | PZ 0 | 75     | 100    | -      | 45    |
| 025.001.100 | 4025117    | 10 | PZ 1 | 100    | 115    | 9      | 86    |
| 025.002.125 | 4025216    | 10 | PZ 2 | 125    | 130    | 11     | 137   |
| 025.003.150 | 4025315    | 10 | PZ 3 | 150    | 145    | 14     | 233   |
| 025.004.200 | 4025414    | 10 | PZ 4 | 200    | 145    | 14     | 338   |



## 026

### POZIDRIV SCREWDRIVER



- Screwdriver for Pozidriv head screws
- Handle: Double shape handle that allows an optimum grip and maximum torque power. The hole in the handle permits the insertion of a T-bar for added force transmission
- Permanent colour codes at both ends of the handle, for a quick identification of the tip
- Blade: High performance alloy steel. Chrome plated and entirely hardened. Black finish tip for higher accuracy
- Branding: Size and part number laser branded on the blade for easier identification
- ISO 8764

|             | <br>841281 |    |      | <br>mm | <br>mm | <br>g |
|-------------|------------|----|------|--------|--------|-------|
| 026.000.075 | 4026015    | 10 | PZ 0 | 75     | 100    | 175   |
| 026.001.100 | 4026114    | 10 | PZ 1 | 100    | 115    | 75    |
| 026.001.250 | 4118758    | 10 | PZ 1 | 250    | 115    | 98    |
| 026.002.125 | 4026213    | 10 | PZ 2 | 125    | 130    | 118   |
| 026.002.300 | 4118741    | 10 | PZ 2 | 300    | 130    | 156   |
| 026.003.150 | 4026312    | 10 | PZ 3 | 150    | 145    | 191   |

## 027

### TORX® SCREWDRIVER



- Screwdriver for TORX® head screws
- Handle: Double shape handle that allows an optimum grip and maximum torque power. The hole in the handle permits the insertion of a T-bar for added force transmission
- Permanent colour codes at both ends of the handle, for a quick identification of the tip
- Blade: High performance alloy steel. Chrome plated and entirely hardened. Black finish tip for higher accuracy
- Branding: Size and part number laser branded on the blade for easier identification
- Hexagon profile blade and bolster allow the use of a wrench for jobs that require more torque

|             | <br>841281 |    |      | <br>mm | <br>mm | <br>mm | <br>g |
|-------------|------------|----|------|--------|--------|--------|-------|
| 027.006.075 | 4027067    | 10 | T 6  | 75     | 100    | -      | 38    |
| 027.007.075 | 4027074    | 10 | T 7  | 75     | 100    | -      | 38    |
| 027.008.075 | 4027081    | 10 | T 8  | 75     | 100    | -      | 38    |
| 027.009.075 | 4027098    | 10 | T 9  | 75     | 100    | -      | 38    |
| 027.010.075 | 4027104    | 10 | T 10 | 75     | 100    | -      | 38    |
| 027.015.100 | 4027159    | 10 | T 15 | 100    | 100    | -      | 48    |
| 027.020.100 | 4027203    | 10 | T 20 | 100    | 100    | -      | 48    |
| 027.025.125 | 4027258    | 10 | T 25 | 125    | 115    | 9      | 90    |
| 027.027.125 | 4027272    | 10 | T 27 | 125    | 115    | 9      | 90    |
| 027.030.150 | 4027302    | 10 | T 30 | 150    | 130    | 11     | 143   |
| 027.040.150 | 4027401    | 10 | T 40 | 150    | 145    | 14     | 233   |



028

## TORX® SCREWDRIVER



- Screwdriver for TORX® and TORX® tamper resistant head screws
- Handle: Double shape handle that allows an optimum grip and maximum torque power. The hole in the handle permits the insertion of a T-bar for added force transmission
- Permanent colour codes at both ends of the handle, for a quick identification of the tip
- Blade: High performance alloy steel. Chrome plated and entirely hardened. Black finish tip for higher accuracy
- Branding: Size and part number laser branded on the blade for easier identification
- Hexagon profile blade and bolster allow the use of a wrench for jobs that require more torque

|             | <br>841281 |   |       | <br>mm | <br>mm | <br>mm | <br>g |
|-------------|------------|---|-------|--------|--------|--------|-------|
| 028.010.075 | 4028101    | 5 | TR 10 | 75     | 100    | -      | 38    |
| 028.015.100 | 4028156    | 5 | TR 15 | 100    | 100    | -      | 45    |
| 028.020.100 | 4028200    | 5 | TR 20 | 100    | 100    | -      | 45    |
| 028.025.125 | 4028255    | 5 | TR 25 | 125    | 115    | 9      | 85    |
| 028.027.125 | 4028279    | 5 | TR 27 | 125    | 115    | 9      | 85    |
| 028.030.150 | 4028309    | 5 | TR 30 | 150    | 130    | 11     | 133   |
| 028.040.150 | 4028408    | 5 | TR 40 | 150    | 145    | 14     | 195   |

029

## HEXAGON BALL END SCREWDRIVER



- Screwdriver for hexagonal head screws, ball ended, easy to insert in the screw head from a range of angles. More efficient than the standard hex and time saver
- Handle: Double shape handle that allows an optimum grip and maximum torque power. The hole in the handle permits the insertion of a T-bar for added force transmission
- Permanent colour codes at both ends of the handle, for a quick identification of the tip
- Blade: High performance alloy steel. Chrome plated and entirely hardened. Black finish tip for higher accuracy
- Branding: Size and part number laser branded on the blade for easier identification
- Hexagon profile blade and bolster allow the use of a wrench for jobs that require more torque

|             | <br>841281 |    | <br>mm | <br>mm | <br>mm | <br>mm | <br>g |
|-------------|------------|----|--------|--------|--------|--------|-------|
| 029.020.100 | 4029207    | 10 | 2,0    | 100    | 100    | -      | 38    |
| 029.025.100 | 4029252    | 10 | 2.5    | 100    | 100    | -      | 38    |
| 029.030.100 | 4029306    | 10 | 4.5    | 100    | 100    | -      | 64    |
| 029.040.100 | 4029405    | 10 | 4.0    | 100    | 100    | -      | 53    |
| 029.050.100 | 4029504    | 10 | 5.0    | 100    | 115    | 9      | 92    |
| 029.060.125 | 4029603    | 10 | 6.0    | 125    | 130    | 11     | 141   |



## 030

### NUT DRIVER WITH HANDLE



- Nut driver
- Handle: Double shape handle that allows an optimum grip and maximum torque power. The hole in the handle permits the insertion of a T-bar for added force transmission
- Permanent colour codes at both ends of the handle, for a quick identification of the tip
- Blade: High performance alloy steel. Chrome plated and entirely hardened
- Branding: Size and part number laser branded on the blade for easier identification

|             | <br>841281 |   | <br>mm | <br>mm | <br>mm | <br>g |
|-------------|------------|---|--------|--------|--------|-------|
| 030.040.125 | 4030401    | 5 | 4.0    | 125    | 100    | 64    |
| 030.045.125 | 4030456    | 5 | 4.5    | 125    | 100    | 64    |
| 030.050.150 | 4030500    | 5 | 5.0    | 125    | 115    | 86    |
| 030.055.150 | 4030555    | 5 | 5.5    | 125    | 115    | 86    |
| 030.060.150 | 4030609    | 5 | 6.0    | 125    | 115    | 89    |
| 030.070.150 | 4030708    | 5 | 7.0    | 125    | 130    | 131   |
| 030.080.150 | 4030807    | 5 | 8.0    | 125    | 130    | 132   |
| 030.090.150 | 4030906    | 5 | 9.0    | 125    | 130    | 134   |
| 030.100.150 | 4030104    | 5 | 10.0   | 125    | 145    | 201   |
| 030.130.150 | 4030135    | 5 | 13.0   | 125    | 145    | 216   |
| 030.140.150 | 4030142    | 5 | 14.0   | 125    | 145    | 217   |

## 031

### ROBERTSON (SQUARE) SCREWDRIVER



- Screwdriver for Robertson (square) head screws
- Handle: Double shape handle that allows an optimum grip and maximum torque power. The hole in the handle permits the insertion of a T-bar for added force transmission
- Permanent colour codes at both ends of the handle, for a quick identification of the tip
- Blade: High performance alloy steel. Chrome plated and entirely hardened. Black finish tip for higher accuracy
- Branding: Size and part number laser branded on the blade for easier identification

|             | <br>841281 |    |     | <br>mm | <br>mm | <br>g |
|-------------|------------|----|-----|--------|--------|-------|
| 031.001.100 | 4031118    | 10 | # 1 | 100    | 115    | 75    |
| 031.002.125 | 4031217    | 10 | # 2 | 125    | 115    | 79    |
| 031.003.150 | 4031316    | 10 | # 3 | 150    | 130    | 123   |

## 032.1/4

### MAGNETIC BIT HOLDER



- Bit holder for 1/4" bits
- Handle: Double shape handle that allows an optimum grip and maximum torque power. The hole in the handle permits the insertion of a T-bar for added force transmission
- Permanent colour codes at both ends of the handle, for a quick identification of the tip
- Blade: High performance alloy steel
- Branding: Size and part number laser branded on the blade for easier identification

|             | <br>841281 |   | <br>mm | <br>mm | <br>mm | <br>g |
|-------------|------------|---|--------|--------|--------|-------|
| 032.1/4.125 | 4032009    | 5 | 1/4"   | 125    | 130    | 130   |



032

## FLEXIBLE BLADE BIT HOLDER



- Bit holder for 1/4" bits
- Handle: Double shape handle that allows an optimum grip and maximum torque power. The hole in the handle permits the insertion of a T-bar for added force transmission
- Permanent colour codes at both ends of the handle, for a quick identification of the tip
- Blade: Flexible blade. High performance alloy steel
- Branding: Size and part number laser branded on the blade for easier identification

|             |        |   |      |     |     |     |
|-------------|--------|---|------|-----|-----|-----|
|             |        |   |      |     |     |     |
| 032.001.125 | 841281 | 1 | 1/4" | 125 | 130 | 130 |

037

## FLEXIBLE SPINNER HANDLE 1/4"



- Spinner handle 1/4"
- Handle: Double shape handle that allows an optimum grip and maximum torque power. The hole in the handle permits the insertion of a T-bar for added force transmission
- Permanent colour codes at both ends of the handle, for a quick identification of the tip
- Blade: Flexible blade. High performance alloy steel
- Branding: Size and part number laser branded on the blade for easier identification

|             |        |   |      |     |     |     |
|-------------|--------|---|------|-----|-----|-----|
|             |        |   |      |     |     |     |
| 037.001.115 | 841281 | 1 | 1/4" | 115 | 100 | 100 |

232

## BIT HOLDER SET



- 1/4" bit holder with 30 bits
- Slotted, Phillips, Pozidriv, TORX®, hexagonal and Robertson bits
- In a metal case and clamshell packaging

|         |        |   |      |
|---------|--------|---|------|
|         |        |   |      |
| 232.030 | 841281 | 1 | 1183 |

032.1/4.125

59S/  
0.5x3.0 - 0.6x4.5 - 0.8x5.5 - 1.0x5.5 - 1.2x6.5 - 1.2x8.0



59S/PH  
PH0 - PH1 - PH2 - PH3 - PH4



59S/PZ  
PZ0 - PZ1 - PZ2 - PZ3 - PZ4



59S/T  
T10 - T15 - T20 - T25 - T30 - T40



59S/H  
3 - 4 - 5 - 6




59S/R  
#1 - #2 - #3 - #4





## 038

### THROUGH BLADE SCREWDRIVERS

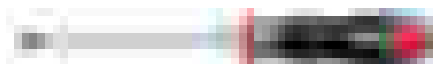


- Screwdriver for slotted head screws
- Handle: Double shape handle that allows an optimum grip and maximum torque power
- Permanent colour codes at both ends of the handle, for a quick identification of the tip
- Blade: High performance alloy steel. Chrome plated and entirely hardened. Black finish tip for higher accuracy
- Branding: Size and part number laser branded on the blade for easier identification
- ISO 2380/DIN 5264
- Hexagon profile blade and bolster allow the use of a wrench for jobs that require more torque
- The blade continues through the handle with no loss of hammer blow energy. Metallic cap gives protection during jobs requiring high impact

|             | <br>841281 |   | <br>mm | <br>mm | <br>mm | <br>mm | <br>mm | <br>g |
|-------------|------------|---|--------|--------|--------|--------|--------|-------|
| 038.055.100 | 4038513    | 5 | 5.5    | 1.0    | 100    | 115    | 9      | 114   |
| 038.065.125 | 4038612    | 5 | 6.5    | 1.2    | 125    | 130    | 11     | 164   |
| 038.080.150 | 4038810    | 5 | 8.0    | 1.6    | 150    | 145    | 14     | 279   |
| 038.100.175 | 4038100    | 5 | 10.0   | 1.6    | 175    | 145    | 14     | 290   |
| 038.120.200 | 4038124    | 5 | 12.0   | 2.0    | 200    | 145    | 18     | 430   |
| 038.140.200 | 4038148    | 5 | 14.0   | 2.5    | 200    | 145    | 18     | 430   |

## 039

### THROUGH BLADE SCREWDRIVERS



- Screwdriver for Phillips head screws
- Handle: Double shape handle that allows an optimum grip and maximum torque power
- Permanent colour codes at both ends of the handle, for a quick identification of the tip
- Blade: High performance alloy steel. Chrome plated and entirely hardened. Black finish tip for higher accuracy
- Branding: Size and part number laser branded on the blade for easier identification
- ISO 8764/DIN 5260
- Hexagon profile blade and bolster allow the use of a wrench for jobs that require more torque
- The blade continues through the handle with no loss of hammer blow energy. Metallic cap gives protection during jobs requiring high impact


|             | <br>841281 |   |      | <br>mm | <br>mm | <br>mm | <br>g |
|-------------|------------|---|------|--------|--------|--------|-------|
| 039.001.100 | 4039114    | 5 | PH1  | 100    | 115    | 9      | 114   |
| 039.002.125 | 4039213    | 5 | PH 2 | 125    | 130    | 11     | 182   |
| 039.003.150 | 4039312    | 5 | PH 3 | 150    | 145    | 14     | 316   |
| 039.004.200 | 4039411    | 5 | PH 4 | 200    | 145    | 14     | 430   |





## 040

### THROUGH BLADE SCREWDRIVERS



- Screwdriver for Pozidriv head screws
- Handle: Double shape handle that allows an optimum grip and maximum torque power
- Permanent colour codes at both ends of the handle, for a quick identification of the tip
- Blade: High performance alloy steel. Chrome plated and entirely hardened. Black finish tip for higher accuracy
- Branding: Size and part number laser branded on the blade for easier identification
- ISO 8764
- Hexagon profile blade and bolster allow the use of a wrench for jobs that require more torque
- The blade continues through the handle with no loss of hammer blow energy. Metallic cap gives protection during jobs requiring high impact

|             | <br>841281 |   |     | <br>mm | <br>mm | <br>mm | <br>g |
|-------------|------------|---|-----|--------|--------|--------|-------|
| 040.001.100 | 4040110    | 5 | PZ1 | 100    | 115    | 9      | 114   |
| 040.002.125 | 4040219    | 5 | PZ2 | 125    | 130    | 11     | 114   |
| 040.003.150 | 4040318    | 5 | PZ3 | 150    | 145    | 14     | 316   |

## 202.020

### THROUGH BLADE SCREWDRIVERS



- Tekno+ through blade screwdriver set, 6 pcs
- For slotted and Phillips head screws
- In cardboard box

|         | <br>841281 |   | <br>g |
|---------|------------|---|-------|
| 202.020 | 4202204    | 1 | 1.342 |

038  
5.5x100, 6.5x125, 8x150



039  
PH1x100, PH2x125, PH3x150



## 202.021

### THROUGH BLADE SCREWDRIVERS



- Tekno+ through blade screwdriver set, 6 pcs
- For slotted and Pozidriv head screws
- In cardboard box

|         | <br>841281 |   | <br>g |
|---------|------------|---|-------|
| 202.021 | 4202211    | 1 | 1.342 |

038  
5.5x100, 6.5x125, 8x150



040  
PZ1x100, PZ2x125, PZ3x150





## 033

### INSULATED SCREWDRIVERS



- Insulated screwdriver for slotted head screws
- For work on live equipment, up to 1000 V
- Handle: Double shape handle that allows an optimum grip and maximum torque power. The hole in the handle permits the insertion of a T-bar for added force transmission
- Permanent colour codes at both ends of the handle, for a quick identification of the tip
- Blade: High performance alloy steel, insulation moulded directly onto blade. Black finish tip for higher accuracy
- ISO 2380/DIN 5264
- Individually inspected and manufactured according to IEC 60900

|             | <br>841281 |    | <br>mm | <br>mm | <br>mm | <br>mm | <br>mm | <br>g |
|-------------|------------|----|--------|--------|--------|--------|--------|-------|
| 033.030.100 | 4033310    | 10 | 3.0    | 0.5    | 100    | 100    | 42     |       |
| 033.035.100 | 4033327    | 10 | 3.5    | 0.6    | 100    | 100    | 42     |       |
| 033.040.100 | 4033419    | 10 | 4.0    | 0.8    | 100    | 100    | 42     |       |
| 033.055.125 | 4033518    | 10 | 5.5    | 1.0    | 125    | 115    | 75     |       |
| 033.065.150 | 4033617    | 10 | 6.5    | 1.2    | 175    | 130    | 135    |       |
| 033.080.175 | 4033815    | 10 | 8.0    | 1.2    | 175    | 130    | 135    |       |
| 033.100.200 | 4033112    | 10 | 10.0   | 1.6    | 200    | 145    | 227    |       |

## 034

### INSULATED SCREWDRIVERS



- Insulated screwdriver for Phillips head screws
- For work on live equipment, up to 1000 V
- Handle: Double shape handle that allows an optimum grip and maximum torque power. The hole in the handle permits the insertion of a T-bar for added force transmission
- Permanent colour codes at both ends of the handle, for a quick identification of the tip
- Blade: High performance alloy steel, insulation moulded directly onto blade. Black finish tip for higher accuracy
- ISO 8764/DIN 5260
- Individually inspected and manufactured according to IEC 60900

|             | <br>841281 |    |      | <br>mm | <br>mm | <br>g |
|-------------|------------|----|------|--------|--------|-------|
| 034.000.100 | 4034010    | 10 | PH 0 | 100    | 100    | 42    |
| 034.001.150 | 4034119    | 10 | PH 1 | 150    | 115    | 91    |
| 034.002.175 | 4034218    | 10 | PH 2 | 175    | 130    | 141   |
| 034.003.200 | 4034317    | 10 | PH 3 | 200    | 145    | 228   |



## 035

### INSULATED SCREWDRIVERS



IEC 60900




- Insulated screwdriver for Pozidriv head screws
- For work on live equipment, up to 1000 V
- Handle: Double shape handle that allows an optimum grip and maximum torque power. The hole in the handle permits the insertion of a T-bar for added force transmission
- Permanent colour codes at both ends of the handle, for a quick identification of the tip
- Blade: High performance alloy steel, insulation moulded directly onto blade. Black finish for higher accuracy
- ISO 8764
- Individually inspected and manufactured according to IEC 60900

|             | <br>841281 |    |      | <br>mm | <br>mm | <br>g |
|-------------|------------|----|------|--------|--------|-------|
| 035.000.100 | 4035017    | 10 | PZ 0 | 100    | 100    | 40    |
| 035.001.150 | 4035116    | 10 | PZ 1 | 150    | 115    | 87    |
| 035.002.175 | 4035215    | 10 | PZ 2 | 175    | 130    | 135   |
| 035.003.200 | 4035314    | 10 | PZ 3 | 200    | 145    | 228   |

## 036

### INSULATED SCREWDRIVERS



IEC 60900



- Insulated nut driver
- For work on live equipment, up to 1000 V
- Handle: Double shape handle that allows an optimum grip and maximum torque power. The hole in the handle permits the insertion of a T-bar for added force transmission
- Permanent colour codes at both ends of the handle, for a quick identification of the tip
- Blade: High performance alloy steel, insulation moulded directly onto blade. Black finish for higher accuracy
- Individually inspected and manufactured according to IEC 60900

|             | <br>841281 |   | <br>mm | <br>mm | <br>mm | <br>g |
|-------------|------------|---|--------|--------|--------|-------|
| 036.055.125 | 4036519    | 5 | 5.5    | 125    | 115    | 103   |
| 036.060.125 | 4036618    | 5 | 6.0    | 125    | 115    | 105   |
| 036.070.125 | 4036717    | 5 | 7.0    | 125    | 130    | 151   |
| 036.080.125 | 4036816    | 5 | 8.0    | 125    | 130    | 155   |
| 036.100.125 | 4036106    | 5 | 10.0   | 125    | 130    | 157   |
| 036.130.125 | 4036137    | 5 | 13.0   | 125    | 145    | 222   |



## 202.005

### SCREWDRIVER SETS



- Tekno+ screwdriver set, 6 pcs
- For slotted and Phillips head screws
- In cardboard box

|         |            |   |       |
|---------|------------|---|-------|
|         | <br>841281 |   | <br>9 |
| 202.005 | 4202051    | 1 | 719   |

|                         |  |  |
|-------------------------|--|--|
| 022<br>3.0x100, 4.0x125 |  |  |
| 020<br>5.5x125, 6.5x150 |  |  |
| 023<br>PH1x100, PH2x125 |  |  |

## 202.006

### SCREWDRIVER SETS



- Tekno+ screwdriver set, 6 pcs
- For slotted and Pozidriv head screws
- In cardboard box

|         |            |   |       |
|---------|------------|---|-------|
|         | <br>841281 |   | <br>9 |
| 202.006 | 4202068    | 1 | 719   |

|                         |  |  |
|-------------------------|--|--|
| 022<br>3x100, 4x125     |  |  |
| 020<br>5.5x125, 6.5x150 |  |  |
| 025<br>PZ1x100, PZ2x125 |  |  |

## 202.007

### SCREWDRIVER SETS



- Tekno+ screwdriver set, 7 pcs
- For slotted and Phillips head screws
- In cardboard box

|         |            |   |       |
|---------|------------|---|-------|
|         | <br>841281 |   | <br>9 |
| 202.007 | 4202075    | 1 | 961   |

|                                |  |  |
|--------------------------------|--|--|
| 022<br>3.0x100, 4.0x125        |  |  |
| 020<br>5.5x125, 6.5x150, 8x175 |  |  |
| 023<br>PH1x100, PH2x125        |  |  |



# TEKNO+ SCREWDRIVERS

## 202.008


### SCREWDRIVER SETS



- Tekno+ screwdriver set, 7 pcs
- For slotted and Pozidriv head screws
- In cardboard box

|         |            |   |       |
|---------|------------|---|-------|
|         | <br>841281 |   | <br>g |
| 202.008 | 4202082    | 1 | 961   |

|                                |  |  |
|--------------------------------|--|--|
| 022<br>3x100, 4x125            |  |  |
| 020<br>5.5x125, 6.5x150, 8x175 |  |  |
| 025<br>PZ1x100, PZ2x125        |  |  |



## 202.030

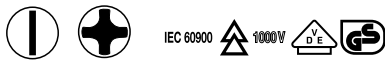
### INSULATED SCREWDRIVER SETS



- Tekno+ insulated screwdriver set, 7 pcs
- For slotted and Phillips head screws
- In cardboard box

|         |            |   |       |
|---------|------------|---|-------|
|         | <br>841281 |   | <br>g |
| 202.030 | 4202303    | 1 | 722   |

|                                       |  |  |
|---------------------------------------|--|--|
| 033<br>3x100, 4x100, 5.5x125, 6.5x150 |  |  |
| 034<br>PH0x100, PH1x150, PH2x175      |  |  |



## 202.031

### INSULATED SCREWDRIVER SETS



- Tekno+ insulated screwdriver set, 7 pcs
- For slotted and Pozidriv head screws
- In cardboard box

|         |            |   |       |
|---------|------------|---|-------|
|         | <br>841281 |   | <br>g |
| 202.031 | 4202310    | 1 | 722   |

|                                       |  |  |
|---------------------------------------|--|--|
| 033<br>3x100, 4x100, 5.5x125, 6.5x150 |  |  |
| 035<br>PZ0x100, PZ1x150, PZ2x175      |  |  |





## 202.035

### INSULATED SCREWDRIVER SETS



- Tekno+ insulated screwdriver set, 6 pcs + tester
- For slotted and Phillips head screws
- In cardboard box

|   | <br>841281 |   | <br>g |
|---|------------|---|-------|
| 202.035                                 | 4108742    | 1 | 675   |
| <b>033</b><br>3x100, 4x100, 5.5x125     |            |   |       |
| <b>034</b><br>PH0x100, PH1x150, PH2x175 |            |   |       |
| 806-1-2                                 |            |   |       |

## 202.013

### SETS IN ZIP CASE



- Tekno+ screwdriver set, 7 pcs
- For slotted and Phillips head screws
- In cardboard box and zip case

|                                       | <br>841281 |   | <br>g |
|---------------------------------------|------------|---|-------|
| 202.013                               | 4121406    | 1 | 1.250 |
| <b>022</b><br>3x100, 4x125            |            |   |       |
| <b>020</b><br>5.5x125, 6.5x150, 8x175 |            |   |       |
| <b>023</b><br>PH1x100, PH2x125        |            |   |       |

## 202.033

### SETS IN ZIP CASE



- Tekno+ insulated screwdriver set, 7 pcs
- For slotted and Phillips head screws
- In cardboard box and zip case

|  | <br>841281 |   | <br>g |
|--|------------|---|-------|
| 202.033                                      | 4121376    | 1 | 1.000 |
| <b>033</b><br>3x100, 4x100, 5.5x125, 6.5x150 |            |   |       |
| <b>034</b><br>PH0x100, PH1x150, PH2x175      |            |   |       |

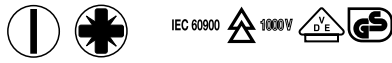


## 202.032

### SETS IN ZIP CASE



- Tekno+ insulated screwdriver set, 7 pcs
- For slotted and Pozidriv head screws
- In cardboard box and zip case



|                                       |            |   |       |
|---------------------------------------|------------|---|-------|
|                                       | <br>841281 |   | <br>9 |
| 202.032                               | 4119298    | 1 | 1.000 |
| 033<br>3x100, 4x100, 5.5x125, 6.5x150 |            |   |       |
| 035<br>PZ0x100, PZ1x150, PZ2x175      |            |   |       |

## 350.011

### INTERCHANGEABLE BLADES SET



- Tekno+ handle with interchangeable blades
- 11 blades, 22 tips; slotted, Phillips, Pozidriv, TORX®, hexagon
- In metal case and cramshaft packaging

|  |            |   |       |
|--|------------|---|-------|
|  | <br>841281 |   | <br>9 |
| 350.011  | 4108032    | 1 | 1.457 |
| 351.130.140 - 351.155.165<br>3 - 4 - 5 - 6.5                                       |            |   |       |
| 351.200.201 - 351.202.203<br>PH 0 - PH 1 - PH 2 - PH 3                             |            |   |       |
| 351.310.315 - 351.320.325 - 351.330.340<br>T 10 - T 15 - T 20 - T 25 - T 30 - T 40 |            |   |       |
| 351.430.440 - 351.450.460<br>3 - 4 - 5 - 6   |            |   |       |
| 351.500.501 - 351.502.503<br>PZ 0 - PZ 1 - PZ 2 - PZ 3                             |            |   |       |
| 351.000.000  |            |   |       |



## 350.008.1

### INTERCHANGEABLE BLADES WALLET




- Tekno+ handle with interchangeable blades
- 8 blades, 16 tips; slotted, Phillips, TORX®, hexagon
- In a leather wallet

|   | <br>841281 |   | <br>g |
|---|------------|---|-------|
| 350.008.1                                     | 4108070    | 1 | 637   |
| 351.130.140 - 351.155.165<br>3-4; 5.5-6.5 mm  |            |   |       |
| 351.200.201 - 351.202.203<br>PH0-PH1; PH2-PH3 |            |   |       |
| 351.310.315 - 351.320.325<br>T10-T15; T20-T25 |            |   |       |
| 351.430.440 - 351.450.460<br>3-4; 5-6mm       |            |   |       |
| 351.000.000                                   |            |   |       |

## 350.008.2

### INTERCHANGEABLE BLADES WALLET



- Tekno+ handle with interchangeable blades
- 8 blades, 16 tips; slotted, Pozidriv, TORX®, hexagon
- In a leather wallet

|   | <br>841281 |   | <br>g |
|---|------------|---|-------|
| 350.008.2                                     | 4108087    | 1 | 637   |
| 351.130.140 - 351.155.165<br>3-4; 5.5-6.5 mm  |            |   |       |
| 351.500.501 - 351.502.503<br>PZ0-PZ1; PZ2-PZ3 |            |   |       |
| 351.310.315 - 351.320.325<br>T10-T15; T20-T25 |            |   |       |
| 351.430.440 - 351.450.460<br>3-4; 5-6 mm      |            |   |       |
| 351.000.000                                   |            |   |       |





# 800-SERIES SCREWDRIVERS

811

## SLOTTED SCREWDRIVER



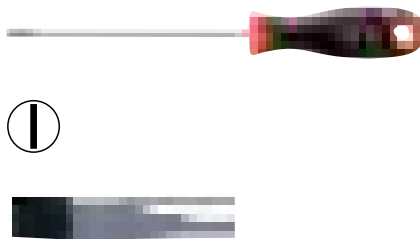
- Screwdriver for slotted head screws
- Handle: 2-component handle, with hanging hole and anti-roll design
- Easy identification of the tip, with the symbol marked on the domed end
- Blade: High performance alloy steel. Chrome plated and entirely hardened. Black finish tip for higher accuracy
- ISO 2380/DIN 5264
- SB: Retail packed



|               | <br>731415 |    | <br>mm | <br>mm | <br>mm | <br>mm | <br>mm | <br>g |
|---------------|------------|----|--------|--------|--------|--------|--------|-------|
| 811-5,5-25    | 1845971    | 10 | 1.0    | 5.5    | 25     | 33x60  | 85     | 39    |
| 811-5,5-100   | 8013738    | 10 | 1.0    | 5.5    | 100    | 30x100 | 200    | 60    |
| 811-5,5-125   | 8013745    | 10 | 1.0    | 5.5    | 125    | 30x100 | 225    | 65    |
| 811-6,5-25    | 8013783    | 10 | 1.2    | 6.5    | 25     | 33x60  | 85     | 43    |
| 811-6,5-125   | 1845865    | 10 | 1.2    | 6.5    | 125    | 33x110 | 235    | 90    |
| 811-6,5-150   | 8013752    | 10 | 1.2    | 6.5    | 150    | 33x110 | 260    | 95    |
| 811-8-150     | 1845872    | 10 | 1.6    | 8.0    | 150    | 33x110 | 260    | 110   |
| 811-10-200    | 8013776    | 10 | 1.6    | 10.0   | 200    | 36x120 | 320    | 160   |
| SB811-5,5-25  | 3001450    | 1  | 1.0    | 5.5    | 25     | 33x60  | 85     | 43    |
| SB811-5,5-100 | 3001153    | 1  | 1.0    | 5.5    | 100    | 30x100 | 200    | 64    |
| SB811-5,5-125 | 3001160    | 1  | 1.0    | 5.5    | 125    | 30x100 | 225    | 69    |
| SB811-6,5-25  | 3001467    | 1  | 1.2    | 6.5    | 25     | 33x60  | 85     | 47    |
| SB811-6,5-125 | 3001177    | 1  | 1.2    | 6.5    | 125    | 33x110 | 235    | 94    |
| SB811-6,5-150 | 3001184    | 1  | 1.2    | 6.5    | 150    | 33x110 | 260    | 99    |
| SB811-8-150   | 3001191    | 1  | 1.6    | 8.0    | 150    | 33x110 | 260    | 114   |
| SB811-10-200  | 3001207    | 1  | 1.6    | 10.0   | 200    | 36x120 | 320    | 164   |

813

## SLOTTED SCREWDRIVER



- Screwdriver for slotted head screws
- Handle: 2-component handle, with hanging hole and anti-roll design
- Easy identification of the tip, with the symbol marked on the domed end
- Blade: High performance alloy steel. Chrome plated and entirely hardened. Black finish tip for higher accuracy
- ISO 2380/DIN 5264
- SB: Retail packed



|               | <br>731415 |    | <br>mm | <br>mm | <br>mm | <br>mm | <br>mm | <br>g |
|---------------|------------|----|--------|--------|--------|--------|--------|-------|
| 813-2,5-75    | 1845889    | 10 | 0.4    | 2.5    | 75     | 27x90  | 165    | 35    |
| 813-3-75      | 8013844    | 10 | 0.5    | 3.0    | 75     | 27x90  | 165    | 36    |
| 813-3-100     | 1845896    | 10 | 0.5    | 3.0    | 100    | 27x90  | 190    | 40    |
| 813-3,5-100   | 8013851    | 10 | 0.6    | 3.5    | 100    | 27x90  | 190    | 42    |
| 813-4-100     | 1845902    | 10 | 0.8    | 4.0    | 100    | 27x90  | 190    | 42    |
| 813-4-125     | 8013868    | 10 | 0.8    | 4.0    | 125    | 27x90  | 215    | 46    |
| 813-5,5-150   | 8013875    | 10 | 1.0    | 5.5    | 150    | 30x100 | 250    | 75    |
| SB813-2,5-75  | 3001214    | 1  | 0.4    | 2.5    | 75     | 27x90  | 165    | 39    |
| SB813-3-75    | 3001221    | 1  | 0.5    | 3.0    | 75     | 27x90  | 165    | 40    |
| SB813-3-100   | 3001238    | 1  | 0.5    | 3.0    | 100    | 27x90  | 190    | 44    |
| SB813-3,5-100 | 3001245    | 1  | 0.6    | 3.5    | 100    | 27x90  | 190    | 46    |
| SB813-4-100   | 3001252    | 1  | 0.8    | 4.0    | 100    | 27x90  | 190    | 46    |
| SB813-4-125   | 3001269    | 1  | 0.8    | 4.0    | 125    | 27x90  | 215    | 44    |
| SB813-5,5-150 | 3001276    | 1  | 1.0    | 5.5    | 150    | 30x100 | 250    | 79    |



## 815

## PHILLIPS SCREWDRIVER



- Screwdriver for Phillips head screws
- Handle: 2-component handle, with hanging hole and anti-roll design
- Easy identification of the tip, with the symbol marked on the domed end
- Blade: High performance alloy steel. Chrome plated and entirely hardened. Black finish tip for higher accuracy
- ISO 8764/DIN 5260
- SB: Retail packed

|             | <br>731415 |    |      | <br>mm | <br>mm | <br>mm | <br>g |
|-------------|------------|----|------|--------|--------|--------|-------|
| 815-0-75    | 1845919    | 10 | PH 0 | 75     | 27x90  | 165    | 36    |
| 815-1-25    | 8013967    | 10 | PH 1 | 25     | 33x60  | 85     | 39    |
| 815-1-100   | 1845926    | 10 | PH 1 | 100    | 30x100 | 200    | 60    |
| 815-2-25    | 8013974    | 10 | PH 2 | 25     | 33x60  | 85     | 43    |
| 815-2-125   | 1845933    | 10 | PH 2 | 125    | 33x110 | 235    | 90    |
| 815-3-150   | 8013943    | 10 | PH 3 | 150    | 36x120 | 270    | 145   |
| SB815-0-75  | 3001283    | 1  | PH 0 | 75     | 27x90  | 165    | 40    |
| SB815-1-25  | 3001474    | 1  | PH 1 | 25     | 33x60  | 85     | 43    |
| SB815-1-100 | 3001290    | 1  | PH 1 | 100    | 30x100 | 200    | 64    |
| SB815-2-25  | 3001481    | 1  | PH 2 | 25     | 33x60  | 85     | 47    |
| SB815-2-125 | 3001306    | 1  | PH 2 | 125    | 33x110 | 235    | 94    |
| SB815-3-150 | 3001313    | 1  | PH 3 | 150    | 36x120 | 270    | 149   |

## 816

## POZIDRIV SCREWDRIVER



- Screwdriver for Pozidriv head screws
- Handle: 2-component handle, with hanging hole and anti-roll design
- Easy identification of the tip, with the symbol marked on the domed end
- Blade: High performance alloy steel. Chrome plated and entirely hardened. Black finish tip for higher accuracy
- ISO 8764
- SB: Retail packed

|             | <br>731415 |    |      | <br>mm | <br>mm | <br>mm | <br>g |
|-------------|------------|----|------|--------|--------|--------|-------|
| 816-0-75    | 1845940    | 10 | PZ 0 | 75     | 27x90  | 165    | 36    |
| 816-1-25    | 8014032    | 10 | PZ 1 | 25     | 33x60  | 85     | 39    |
| 816-1-100   | 1845957    | 10 | PZ 1 | 100    | 30x100 | 200    | 60    |
| 816-2-25    | 8014049    | 10 | PZ 2 | 25     | 33x60  | 85     | 43    |
| 816-2-125   | 1845964    | 10 | PZ 2 | 125    | 33x110 | 235    | 90    |
| 816-3-150   | 8014018    | 10 | PZ 3 | 150    | 36x120 | 270    | 145   |
| SB816-0-75  | 3001320    | 1  | PZ 0 | 75     | 27x90  | 165    | 40    |
| SB816-1-100 | 3001337    | 1  | PZ 1 | 100    | 30x100 | 200    | 64    |
| SB816-2-25  | 3001504    | 1  | PZ 2 | 25     | 33x60  | 85     | 47    |
| SB816-2-125 | 3001344    | 1  | PZ 2 | 125    | 33x110 | 235    | 94    |
| SB816-3-150 | 3001351    | 1  | PZ 3 | 150    | 36x120 | 270    | 149   |



# 800-SERIES SCREWDRIVERS

818

## TORX® SCREWDRIVER




- Screwdriver for TORX® head screws
- Handle: 2-component handle, with hanging hole and anti-roll design
- Easy identification of the tip, with the symbol marked on the domed end
- Blade: High performance alloy steel. Chrome plated and entirely hardened. Black finish tip for higher accuracy
- SB: Retail packed

|              | <br>731415 |    |      | <br>mm | <br>mm | <br>mm | <br>mm | <br>g |
|--------------|------------|----|------|--------|--------|--------|--------|-------|
| 818-6-75     | 1846565    | 10 | T 6  | 1.65   | 75     | 27x90  | 165    | 35    |
| 818-7-75     | 1845988    | 10 | T 7  | 1.97   | 75     | 27x90  | 165    | 35    |
| 818-8-75     | 1845995    | 10 | T 8  | 2.30   | 75     | 27x90  | 165    | 35    |
| 818-9-75     | 1846008    | 10 | T 9  | 2.49   | 75     | 27x90  | 165    | 35    |
| 818-10-75    | 1846015    | 10 | T 10 | 2.72   | 75     | 27x90  | 165    | 35    |
| 818-15-100   | 1846022    | 10 | T 15 | 3.26   | 100    | 27x90  | 190    | 42    |
| 818-20-100   | 1846039    | 10 | T 20 | 3.84   | 100    | 27x90  | 190    | 42    |
| 818-25-125   | 1846046    | 10 | T 25 | 4.40   | 125    | 30x100 | 225    | 65    |
| 818-30-150   | 1846053    | 10 | T 30 | 5.49   | 150    | 33x110 | 260    | 95    |
| SB818-6-75   | 3001368    | 1  | T 6  | 1.65   | 75     | 27x90  | 165    | 39    |
| SB818-7-75   | 3001375    | 1  | T 7  | 1.97   | 75     | 27x90  | 165    | 39    |
| SB818-15-100 | 3001412    | 1  | T 15 | 3.26   | 100    | 27x90  | 190    | 46    |
| SB818-20-100 | 3001429    | 1  | T 20 | 3.84   | 100    | 27x90  | 190    | 46    |

819

## HEXAGON SCREWDRIVER



- Screwdriver for hexagon head screws. Ball-ended, easy to insert in the screw head from a range of angles. More efficient and time saving than standard hex driver
- Handle: 2-component handle, with hanging hole and anti-roll design
- Easy identification of the tip, with the symbol marked on the domed end
- Blade: High performance alloy steel. Chrome plated and entirely hardened. Black finish tip for higher accuracy
- SB: Retail packed

|             | <br>731415 |    | <br>mm | <br>mm | <br>mm | <br>mm | <br>g |
|-------------|------------|----|--------|--------|--------|--------|-------|
| 819-2-100   | 1846060    | 10 | 2      | 100    | 27x90  | 190    | 35    |
| 819-2,5-100 | 1846077    | 10 | 2.5    | 100    | 27x90  | 190    | 35    |
| 819-3-100   | 1846084    | 10 | 3      | 100    | 27x90  | 190    | 40    |
| 819-4-100   | 1846091    | 10 | 4      | 100    | 27x90  | 190    | 60    |
| 819-5-100   | 1846107    | 10 | 5      | 100    | 30x100 | 200    | 85    |
| 819-6-125   | 1846114    | 10 | 6      | 125    | 33x110 | 235    | 105   |
| 819-8-150   | 1846121    | 5  | 8      | 150    | 36x120 | 270    | 155   |



## 813VDE

### INSULATED SCREWDRIVERS



IEC 60900



1000V



- Insulated screwdriver for slotted head screws
- For work on live equipment, up to 1000 V
- Handle: 2-component handle, with hanging hole and anti-roll design
- Easy identification of the tip, with the symbol marked on the domed end
- Blade: High performance alloy steel, insulation moulded directly onto blade. Black finish tip for higher accuracy
- ISO 2380/DIN 5264
- Individually inspected and manufactured according to IEC 60900
- SB: Retail packed

|                  | 731415  |    | mm  | mm   | mm  | mm     | mm  | g   |
|------------------|---------|----|-----|------|-----|--------|-----|-----|
| 813VDE-3-100     | 1846176 | 10 | 0.5 | 3.0  | 100 | 27x90  | 190 | 40  |
| 813VDE-3,5-100   | 1846183 | 10 | 0.6 | 3.5  | 100 | 27x90  | 190 | 40  |
| 813VDE-4-100     | 1846190 | 10 | 0.8 | 4.0  | 100 | 27x90  | 190 | 40  |
| 813VDE-5,5-125   | 1846206 | 10 | 1.0 | 5.5  | 125 | 30x100 | 225 | 60  |
| 813VDE-6,5-150   | 1846213 | 10 | 1.2 | 6.5  | 150 | 33x110 | 260 | 90  |
| 813VDE-8-175     | 1846220 | 10 | 1.2 | 8.0  | 175 | 33x110 | 285 | 110 |
| 813VDE-10-200    | 1846237 | 10 | 1.6 | 10.0 | 200 | 36x120 | 320 | 175 |
| 813VDE-12-200    | 1846244 | 10 | 2.0 | 12.0 | 200 | 36x120 | 320 | 205 |
| SB813VDE-3-100   | 3001627 | 1  | 0.5 | 3.0  | 100 | 27x90  | 190 | 44  |
| SB813VDE-3,5-100 | 3001634 | 1  | 0.6 | 3.5  | 100 | 27x90  | 190 | 44  |
| SB813VDE-4-100   | 3001641 | 1  | 0.8 | 4.0  | 100 | 27x90  | 190 | 44  |
| SB813VDE-5,5-125 | 3001658 | 1  | 1.0 | 5.5  | 125 | 30x100 | 225 | 64  |
| SB813VDE-6,5-150 | 3001665 | 1  | 1.2 | 6.5  | 150 | 33x110 | 260 | 94  |
| SB813VDE-8-175   | 3001672 | 1  | 1.2 | 8.0  | 175 | 33x110 | 285 | 114 |

## 815VDE

### INSULATED SCREWDRIVERS



IEC 60900



1000V



- Insulated screwdriver for Phillips head screws
- For work on live equipment, up to 1000 V
- Handle: 2-component handle, with hanging hole and anti-roll design
- Easy identification of the tip, with the symbol marked on the domed end
- Blade: High performance alloy steel, insulation moulded directly onto blade. Black finish tip for higher accuracy
- ISO 8764/DIN 5260
- Individually inspected and manufactured according to IEC 60900
- SB: Retail packed

|                | 731415  |    |      | mm  | mm     | mm  | g   |
|----------------|---------|----|------|-----|--------|-----|-----|
| 815VDE-0-100   | 1846251 | 10 | PH 0 | 100 | 27x90  | 190 | 40  |
| 815VDE-1-150   | 1846268 | 10 | PH 1 | 150 | 30x110 | 250 | 75  |
| 815VDE-2-175   | 1846275 | 10 | PH 2 | 175 | 33x110 | 285 | 110 |
| 815VDE-3-200   | 1846282 | 10 | PH 3 | 200 | 36x120 | 320 | 175 |
| 815VDE-4-200   | 1846299 | 10 | PH 4 | 200 | 36x120 | 320 | 205 |
| SB815VDE-0-100 | 3001702 | 1  | PH 0 | 100 | 27x90  | 190 | 64  |
| SB815VDE-1-150 | 3001719 | 1  | PH 1 | 150 | 30x110 | 250 | 79  |
| SB815VDE-2-175 | 3001726 | 1  | PH 2 | 175 | 33x110 | 285 | 114 |
| SB815VDE-3-200 | 3001733 | 1  | PH 3 | 200 | 36x120 | 320 | 179 |



# 800-SERIES SCREWDRIVERS

## 816VDE

## INSULATED SCREWDRIVERS



IEC 60900



- Insulated screwdriver for Pozidriv head screws
- For work on live equipment, up to 1000 V
- Handle: 2-component handle, with hanging hole and anti-roll design
- Easy identification of the tip, with the symbol marked on the domed end
- Blade: High performance alloy steel, insulation moulded directly onto blade. Black finish tip for higher accuracy
- ISO 8764
- Individually inspected and manufactured according to IEC 60900
- SB: Retail packed

|                | <br>731415 |    |      | <br>mm | <br>mm | <br>mm | <br>g |
|----------------|------------|----|------|--------|--------|--------|-------|
| 816VDE-0-100   | 1846138    | 10 | PZ 0 | 100    | 27x90  | 190    | 40    |
| 816VDE-1-150   | 1846145    | 10 | PZ 1 | 150    | 30x110 | 250    | 75    |
| 816VDE-2-175   | 1846152    | 10 | PZ 2 | 175    | 33x110 | 285    | 110   |
| 816VDE-3-200   | 1846169    | 10 | PZ 3 | 200    | 36x120 | 320    | 175   |
| SB816VDE-0-100 | 3001580    | 1  | PZ 0 | 100    | 27x90  | 190    | 44    |
| SB816VDE-1-150 | 3001597    | 1  | PZ 1 | 150    | 30x110 | 250    | 79    |
| SB816VDE-2-175 | 3001603    | 1  | PZ 2 | 175    | 33x110 | 285    | 114   |

## 817V

## INSULATED SCREWDRIVERS



IEC 60900




- Insulated nut driver
- For work on live equipment, up to 1000 V
- Handle: 2-component handle, with hanging hole and anti-roll design
- Easy identification of the tip, with the symbol marked on the domed end
- Blade: High performance alloy steel, insulation moulded directly onto blade
- Individually inspected and manufactured according to IEC 60900
- SB: Retail packed

|         | <br>731415 |   | <br>mm | <br>mm | <br>mm | <br>mm | <br>g |
|---------|------------|---|--------|--------|--------|--------|-------|
| 817V-6  | 0128976    | 5 | 6      | 125    | 30x100 | 225    | 85    |
| 817V-7  | 0128983    | 5 | 7      | 125    | 33x110 | 235    | 120   |
| 817V-8  | 0128990    | 5 | 8      | 125    | 33x110 | 235    | 120   |
| 817V-10 | 0129003    | 5 | 10     | 125    | 36x120 | 245    | 145   |
| 817V-13 | 0129010    | 5 | 13     | 125    | 36x120 | 245    | 170   |



## 814

### AWL



- Awl, for pre-punching and drilling holes
- Handle: 2-component handle, with hanging hole and anti-roll design
- Easy identification of the tip, with the symbol marked on the domed end
- Blade: High performance alloy steel. Chrome plated and entirely hardened
- SB: Retail packed

|           | <br>731415 |    | $\varnothing$<br>mm | <br>mm | <br>mm | <br>mm | <br>g |
|-----------|------------|----|---------------------|--------|--------|--------|-------|
| 814-100   | 1846572    | 10 | 6.0                 | 100    | 33x110 | 210    | 79    |
| SB814-100 | 3001757    | 1  | 6.0                 | 100    | 33x110 | 210    | 83    |

## 817

### REAMER




- Reamer, for enlarging and drilling holes
- Handle: 2-component handle, with hanging hole and anti-roll design
- Easy identification of the tip, with the symbol marked on the domed end
- Blade: High performance alloy steel. Chrome plated and entirely hardened
- SB: Retail packed

|           | <br>731415 |    | $\varnothing$<br>mm | <br>mm | <br>mm | <br>mm | <br>g |
|-----------|------------|----|---------------------|--------|--------|--------|-------|
| 817-100   | 8014254    | 10 | 6.0                 | 100    | 33x110 | 210    | 79    |
| SB817-100 | 3001764    | 1  | 6.0                 | 100    | 33x110 | 210    | 83    |

## 800-4

### SCREWDRIVER SETS

- 800-series screwdriver set, 4 pcs
- For slotted and Phillips head screws
- In cardboard box



|       | <br>731415 |   | <br>g |
|-------|------------|---|-------|
| 800-4 | 1846497    | 1 | 354   |

813-  
0.8x4x100 mm



811-  
1.0x5.5x100 mm



815-  
PH 1x100 PH 2x125





## 800-SERIES SCREWDRIVERS

### 804-6

### SCREWDRIVER SETS



- 800-series screwdriver set, 6 pcs
- For slotted and Phillips head screws
- In cardboard box

|       | <br>731415 |   | <br>g |
|-------|------------|---|-------|
| 804-6 | 1846510    | 1 | 360   |

813-  
0.5x3x75 0.8x4x100 mm



811-  
1.0x5.5x100 1.2x6.5x125 mm



815-  
PH 1x100 PH 2x125



### 805-6

### SCREWDRIVER SETS



- 800-series screwdriver set, 6 pcs
- For slotted, Phillips and Pozidriv head screws
- In cardboard box

|       | <br>731415 |   | <br>g |
|-------|------------|---|-------|
| 805-6 | 0138685    | 1 | 450   |

813  
3x75, 4x100



815  
1x100, 2x125




816  
1x100, 2x125



### 806-6

### SCREWDRIVER SETS



- 800-series screwdriver set, 6 pcs
- For slotted and Pozidriv head screws
- In cardboard box

|       | <br>731415 |   | <br>g |
|-------|------------|---|-------|
| 806-6 | 1846527    | 1 | 492   |

813-  
0.5x3x75 0.8x4x100 mm



811-  
1.0x5.5x100 1.2x6.5x125 mm




816-  
PZ 1x100 PZ 2x125





## 807-5




### SCREWDRIVER SETS

- 800-series screwdriver set, 5 pcs
- For Pozidriv and TORX® head screws
- In cardboard box

|                                | <br>731415 |   | <br>g |
|--------------------------------|------------|---|-------|
| 807-5                          | 3010704    | 1 | 287   |
| 816-<br>PZ 1x100 PZ 2x125      |            |   |       |
| 818-<br>T10x75 T15x100 T25x125 |            |   |       |

## 808-9




### SCREWDRIVER SETS

- 800-series screwdriver set, 9 pcs
- For slotted and Phillips head screws
- In cardboard box

|  | <br>731415 |   | <br>g |
|--|------------|---|-------|
| 808-9  | 1846534    | 1 | 809   |
| 813-<br>0.5x3x75 0.8x4x100 mm                |            |   |       |
| 811-<br>1.0x5.5x100 1.2x6.5x125 1.2x8x150 mm |            |   |       |
| 815-<br>PH0x75 PH1x100 PH2x125 PH3x150       |            |   |       |

## 808-10



### SCREWDRIVER SETS

- 800-series screwdriver set, 10 pcs
- For slotted, Phillips, Pozidriv and TORX® head screws
- In cardboard box

|                                  | <br>731415 |   | <br>g |
|----------------------------------|------------|---|-------|
| 808-10                           | 3010797    | 1 | 630   |
| 813<br>3.5x100                   |            |   |       |
| 815<br>PH2x125                   |            |   |       |
| 816<br>PZ1x100, PZ 2x125         |            |   |       |
| 816<br>PZ2x25                    |            |   |       |
| 818<br>T15x100, T20x100, T25x125 |            |   |       |
| 814                              |            |   |       |





# 800-SERIES SCREWDRIVERS

## 810-5

### SCREWDRIVER SETS



- 800-series screwdriver set, 5 pcs
- For TORX® head screws
- In cardboard box

|       |            |   |       |
|-------|------------|---|-------|
|       | <br>731415 |   | <br>g |
| 810-5 | 1846541    | 1 | 397   |

818-  
T10x75, T15x100, T20x100, T25x125, T30x150



## 820VDE

### SCREWDRIVER SETS



- 800-series insulated screwdriver set, 5 pcs
- For slotted and Pozidriv head screws
- In cardboard box

|          |            |   |       |
|----------|------------|---|-------|
|          | <br>731415 |   | <br>g |
| 820VDE-5 | 3001146    | 1 | 360   |

813VDE  
3.5-100, 4-100, 6.5-150 mm



816VDE  
PZ1-150, PZ2-175



## 822VDE

### SCREWDRIVER SETS



- 800-series insulated screwdriver set, 5 pcs
- For slotted and Phillips head screws
- In cardboard box

|          |            |   |       |
|----------|------------|---|-------|
|          | <br>731415 |   | <br>g |
| 822VDE-5 | 3002365    | 1 | 360   |

813VDE  
3-100, 4-100, 5.5-125 mm



815VDE  
PH1-150, PH2-175





## 190

### SLOTTED SCREWDRIVER



- Screwdriver for slotted head screws
- Handle: Triangle shaped 2-component handle, with hanging hole. It is perfectly adapted to the forces exerted by the hand and permits to work efficiently
- Blade: High performance alloy steel. Chrome plated and entirely hardened. Vapour blasted tip for greater screw-tip adherence and full anti-rust guarantee
- Branding: Size and part number laser branded on the blade for easier identification
- ISO 2380/DIN 5264

|             | <br>841281 |    | <br>mm | <br>mm | <br>mm | <br>mm | <br>g |
|-------------|------------|----|--------|--------|--------|--------|-------|
| 190.040.075 | 4190419    | 10 | 4.0    | 0.8    | 75     | 88     | 44    |
| 190.040.100 | 4190426    | 10 | 4.0    | 0.8    | 100    | 88     | 46    |
| 190.055.100 | 4190518    | 10 | 5.5    | 1.0    | 100    | 100    | 67    |
| 190.055.125 | 4190525    | 10 | 5.5    | 1.0    | 125    | 100    | 73    |
| 190.065.125 | 4190617    | 10 | 6.5    | 1.2    | 125    | 110    | 98    |
| 190.065.150 | 4190624    | 10 | 6.5    | 1.2    | 150    | 110    | 105   |
| 190.080.150 | 4190815    | 10 | 8.0    | 1.6    | 150    | 110    | 119   |
| 190.080.175 | 4190822    | 10 | 8.0    | 1.6    | 175    | 110    | 126   |
| 190.100.200 | 4190112    | 10 | 10.0   | 1.6    | 200    | 120    | 175   |
| 190.120.250 | 4190129    | 10 | 12.0   | 2.0    | 250    | 120    | 228   |

## 191

### SLOTTED SCREWDRIVER



- Screwdriver for slotted head screws
- Handle: Triangle shaped 2-component handle, with hanging hole. It is perfectly adapted to the forces exerted by the hand and permits to work efficiently
- Blade: High performance alloy steel. Chrome plated and entirely hardened. Vapour blasted tip for greater screw-tip adherence and full anti-rust guarantee
- Branding: Size and part number laser branded on the blade for easier identification
- ISO 2380/DIN 5264

|             | <br>841281 |    | <br>mm | <br>mm | <br>mm | <br>mm | <br>g |
|-------------|------------|----|--------|--------|--------|--------|-------|
| 191.025.075 | 4107486    | 10 | 2.5    | 0.4    | 75     | 75     | 26    |
| 191.030.075 | 4191317    | 10 | 3.0    | 0.5    | 75     | 75     | 27    |
| 191.030.100 | 4191324    | 10 | 3.0    | 0.5    | 100    | 75     | 28    |
| 191.030.200 | 4191331    | 10 | 3.0    | 0.5    | 200    | 75     | 38    |
| 191.035.100 | 4191348    | 10 | 3.5    | 0.6    | 100    | 75     | 31    |
| 191.040.100 | 4191416    | 10 | 4.0    | 0.8    | 100    | 88     | 46    |
| 191.040.125 | 4191423    | 10 | 4.0    | 0.8    | 125    | 88     | 48    |
| 191.040.250 | 4191430    | 10 | 4.0    | 0.8    | 250    | 88     | 67    |
| 191.055.125 | 4191515    | 10 | 5.5    | 1.0    | 125    | 100    | 81    |
| 191.055.150 | 4191522    | 10 | 5.5    | 1.0    | 150    | 100    | 82    |
| 191.055.300 | 4191539    | 10 | 5.5    | 1.0    | 300    | 100    | 113   |
| 191.065.150 | 4191614    | 10 | 6.5    | 1.2    | 150    | 110    | 111   |
| 191.065.300 | 4191621    | 10 | 6.5    | 1.2    | 300    | 110    | 153   |










192

## PHILLIPS SCREWDRIVER



- Screwdriver for Phillips head screws
- Handle: Triangle shaped 2-component handle, with hanging hole. It is perfectly adapted to the forces exerted by the hand and permits to work efficiently
- Blade: High performance alloy steel. Chrome plated and entirely hardened. Vapour blasted tip for greater screw-tip adherence and full anti-rust guarantee
- Branding: Size and part number laser branded on the blade for easier identification
- ISO 8764/DIN 5260








|  | <br>841281 |  |  | <br>mm | <br>mm | <br>g |
|---|---|---|---|---|---|--|
| 192.000.075   | 4192000   | 10  | PH 0  | 75  | 75  | 27   |
| 192.000.200   | 4192055   | 10  | PH 0  | 200   | 75  | 38   |
| 192.001.100   | 4192017   | 10  | PH 1  | 100   | 100   | 67   |
| 192.001.250   | 4192154   | 10  | PH 1  | 250   | 100   | 96   |
| 192.002.125   | 4192024   | 10  | PH 2  | 125   | 100   | 99   |
| 192.002.300   | 4192253   | 10  | PH 2  | 300   | 110   | 127  |
| 192.003.150   | 4192031   | 10  | PH 3  | 150   | 120   | 157  |
| 192.004.200   | 4192048   | 10  | PH 4  | 200   | 120   | 202  |

193

## POZIDRIV SCREWDRIVER



- Screwdriver for Pozidriv head screws
- Handle: Triangle shaped 2-component handle, with hanging hole. It is perfectly adapted to the forces exerted by the hand and permits to work efficiently
- Blade: High performance alloy steel. Chrome plated and entirely hardened. Vapour blasted tip for greater screw-tip adherence and full anti-rust guarantee
- Branding: Size and part number laser branded on the blade for easier identification
- ISO 8764

|  | <br>841281 |  |  | <br>mm | <br>mm | <br>g |
|---|---|---|---|---|---|--|
| 193.000.075   | 4193007   | 10  | PZ 0  | 75  | 75  | 27   |
| 193.001.100   | 4193014   | 10  | PZ 1  | 100   | 100   | 67   |
| 193.002.125   | 4193021   | 10  | PZ 2  | 125   | 110   | 99   |
| 193.003.150   | 4193038   | 10  | PZ 3  | 150   | 120   | 157  |
| 193.004.200   | 4193045   | 10  | PZ 4  | 200   | 120   | 202  |



194

TORX® SCREWDRIVER



- Screwdriver for TORX® head screws
- Handle: Triangle shaped 2-component handle, with hanging hole. It is perfectly adapted to the forces exerted by the hand and permits to work efficiently
- Blade: High performance alloy steel. Chrome plated and entirely hardened. Vapour blasted tip for greater screw-tip adherence and full anti-rust guarantee
- Branding: Size and part number laser branded on the blade for easier identification


|             | <br>841281 |    |      | <br>mm | <br>mm | <br>g |
|-------------|------------|----|------|--------|--------|-------|
| 194.004.075 | 4194042    | 10 | T 4  | 75     | 75     | 27    |
| 194.005.075 | 4194059    | 10 | T 5  | 75     | 75     | 27    |
| 194.006.075 | 4194066    | 10 | T 6  | 75     | 75     | 27    |
| 194.007.075 | 4194073    | 10 | T 7  | 75     | 75     | 27    |
| 194.008.075 | 4194080    | 10 | T 8  | 75     | 75     | 27    |
| 194.009.075 | 4194097    | 10 | T 9  | 75     | 75     | 27    |
| 194.010.075 | 4194103    | 10 | T 10 | 75     | 75     | 27    |
| 194.015.100 | 4194158    | 10 | T 15 | 100    | 88     | 46    |
| 194.020.100 | 4194202    | 10 | T 20 | 100    | 88     | 46    |
| 194.025.125 | 4194257    | 10 | T 25 | 125    | 100    | 73    |
| 194.027.125 | 4194271    | 10 | T 27 | 125    | 100    | 73    |
| 194.030.150 | 4194301    | 10 | T 30 | 150    | 110    | 105   |
| 194.040.150 | 4194400    | 10 | T 40 | 150    | 110    | 120   |

141

TAMPER RESISTANT TORX® SCREWDRIVER



- Screwdriver for TORX® and TORX® tamper resistant head screws
- Handle: Triangle shaped 2-component handle, with hanging hole. It is perfectly adapted to the forces exerted by the hand and permits to work efficiently
- Blade: High performance alloy steel. Chrome plated and entirely hardened. Vapour blasted tip for greater screw-tip adherence and full anti-rust guarantee
- Branding: Size and part number laser branded on the blade for easier identification



|             | <br>841281 |   |       | <br>mm | <br>mm | <br>g |
|-------------|------------|---|-------|--------|--------|-------|
| 141.007.075 | 4141077    | 5 | TR 7  | 75     | 75     | 27    |
| 141.008.075 | 4141084    | 5 | TR 8  | 75     | 75     | 27    |
| 141.009.075 | 4141091    | 5 | TR 9  | 75     | 75     | 27    |
| 141.010.075 | 4141107    | 5 | TR 10 | 75     | 75     | 27    |
| 141.015.100 | 4141152    | 5 | TR 15 | 100    | 88     | 46    |
| 141.020.100 | 4141206    | 5 | TR 20 | 100    | 88     | 46    |
| 141.025.125 | 4141251    | 5 | TR 25 | 125    | 100    | 73    |
| 141.027.125 | 4141275    | 5 | TR 27 | 125    | 100    | 73    |
| 141.030.150 | 4141305    | 5 | TR 30 | 150    | 110    | 105   |
| 141.040.150 | 4141404    | 5 | TR 40 | 150    | 110    | 120   |



# PREMIUM SCREWDRIVERS

195

## STUBBY SCREWDRIVERS



- Screwdriver for Phillips head screws, stubby type, for working in confined spaces
- Handle: 2-component handle, with hanging hole
- Blade: High performance alloy steel. Chrome plated and entirely hardened. Vapour blasted tip for greater screw-tip adherence and full anti-rust guarantee
- Branding: Size and part number laser branded on the blade for easier identification

|             | <br>84128 |    |      | <br>mm | <br>mm | <br>g |
|-------------|-----------|----|------|--------|--------|-------|
| 195.001.025 | 4195001   | 10 | PH 1 | 25     | 60     | 39    |
| 195.002.025 | 4195025   | 10 | PH 2 | 25     | 60     | 43    |

195

## STUBBY SCREWDRIVERS



- Screwdriver for slotted head screws, stubby type, for working in confined spaces
- Handle: 2-component handle, with hanging hole
- Blade: High performance alloy steel. Chrome plated and entirely hardened. Vapour blasted tip for greater screw-tip adherence and full anti-rust guarantee
- Branding: Size and part number laser branded on the blade for easier identification

|             | <br>841281 |    | <br>mm | <br>mm | <br>mm | <br>mm | <br>mm | <br>g |
|-------------|------------|----|--------|--------|--------|--------|--------|-------|
| 195.055.025 | 4107523    | 10 | 5.5    | 1.2    | 25     | 60     | 39     |       |
| 195.060.025 | 4195612    | 10 | 6.5    | 1.2    | 25     | 60     | 43     |       |

195

## STUBBY SCREWDRIVERS



- Screwdriver for Pozidriv head screws, stubby type, for working in confined spaces
- Handle: 2-component handle, with hanging hole
- Blade: High performance alloy steel. Chrome plated and entirely hardened. Vapour blasted tip for greater screw-tip adherence and full anti-rust guarantee
- Branding: Size and part number laser branded on the blade for easier identification

|             | <br>841281 |    |      | <br>mm | <br>mm | <br>g |
|-------------|------------|----|------|--------|--------|-------|
| 195.901.025 | 4195919    | 10 | PZ 1 | 25     | 60     | 39    |
| 195.902.025 | 4195926    | 10 | PZ 2 | 25     | 60     | 43    |



143

## HEXAGON BALL END SCREWDRIVER



- Screwdriver for hexagonal head screws, ball-ended, easy to insert in the screw head from a range of angles. More efficient than the standard hex and time saver
- Handle: 2-component handle, with hanging hole. It is perfectly adapted to the forces exerted by the hand and permits to work efficiently
- Blade: High performance alloy steel. Chrome plated and entirely hardened. Vapour blasted tip for greater screw-tip adherence and full anti-rust guarantee
- Branding: Size and part number laser branded on the blade for easier identification

|             | <br>841281 |    |     | <br>mm | <br>mm | <br>g |
|-------------|------------|----|-----|--------|--------|-------|
| 143.025.100 | 4143255    | 10 | 2.5 | 100    | 75     | 28    |
| 143.030.100 | 4143309    | 10 | 3.0 | 100    | 75     | 31    |
| 143.040.100 | 4143408    | 10 | 4.0 | 100    | 88     | 54    |
| 143.050.100 | 4143507    | 10 | 5.0 | 100    | 100    | 77    |
| 143.060.125 | 4143606    | 10 | 6.0 | 125    | 110    | 111   |

198

## NUT DRIVER WITH HANDLE



- Nut driver
- Handle: 2-component handle, with hanging hole. It is perfectly adapted to the forces exerted by the hand and permits to work efficiently
- Blade: High performance alloy steel. Chrome plated and entirely hardened
- Branding: Size and part number laser branded on the blade for easier identification

|             | <br>841281 |    | <br>mm | <br>mm | <br>mm | <br>g |
|-------------|------------|----|--------|--------|--------|-------|
| 198.032.125 | 4198323    | 5  | 3,2    | 125    | 88     | 64    |
| 198.040.125 | 4198415    | 10 | 4.0    | 125    | 88     | 67    |
| 198.045.125 | 4198422    | 10 | 4.5    | 125    | 88     | 69    |
| 198.050.150 | 4198514    | 5  | 5.0    | 150    | 100    | 86    |
| 198.055.150 | 4198521    | 5  | 5.5    | 150    | 100    | 85    |
| 198.060.150 | 4198613    | 5  | 6.0    | 150    | 100    | 88    |
| 198.070.150 | 4198712    | 5  | 7.0    | 150    | 110    | 120   |
| 198.080.150 | 4198811    | 5  | 8.0    | 150    | 110    | 124   |
| 198.090.150 | 4198910    | 5  | 9.0    | 150    | 110    | 124   |
| 198.100.150 | 4198101    | 5  | 10.0   | 150    | 110    | 169   |
| 198.110.150 | 4198118    | 5  | 11.0   | 150    | 120    | 182   |
| 198.120.150 | 4198125    | 5  | 12.0   | 150    | 120    | 183   |
| 198.130.150 | 4198132    | 5  | 13.0   | 150    | 120    | 184   |
| 198.140.150 | 4198149    | 5  | 14.0   | 150    | 120    | 185   |



# PREMIUM SCREWDRIVERS

705

## MAGNETIC BIT HOLDER



- Magnetic bit holder for 1/4" bits
- Handle: 2-component handle, with hanging hole. It is perfectly adapted to the forces exerted by the hand and permits to work efficiently
- Blade: High performance alloy steel
- Branding: Size and part number laser branded on the blade for easier identification

|             |        |   |      |     |     |     |
|-------------|--------|---|------|-----|-----|-----|
|             |        |   |      |     |     |     |
| 705.1/4.125 | 841281 | 5 | 1/4" | 125 | 110 | 235 |

196

## INSULATED SCREWDRIVERS



IEC 60900


- Insulated screwdriver for slotted head screws
- For work on live equipment, up to 1000 V
- Handle: Triangle shaped 2-component handle, with hanging hole. It is perfectly adapted to the forces exerted by the hand and permits to work efficiently
- Blade: High performance alloy steel, insulation moulded directly onto blade. Black finish tip for higher accuracy
- Branding: Size and part number laser branded on the blade for easier identification
- ISO 2380/DIN 5264
- Individually inspected and manufactured according to IEC 60900

|             | 841281  |    | mm   | mm  | mm  | mm  | g   |
|-------------|---------|----|------|-----|-----|-----|-----|
| 196.025.100 | 4107516 | 10 | 2.5  | 0.4 | 100 | 75  | 28  |
| 196.030.100 | 4196312 | 10 | 3.0  | 0.5 | 100 | 75  | 31  |
| 196.035.100 | 4196329 | 10 | 3.5  | 0.6 | 100 | 75  | 31  |
| 196.040.100 | 4196411 | 10 | 4.0  | 0.8 | 100 | 88  | 43  |
| 196.055.125 | 4196510 | 10 | 5.5  | 1.0 | 125 | 100 | 68  |
| 196.065.150 | 4196619 | 10 | 6.5  | 1.2 | 150 | 110 | 100 |
| 196.080.175 | 4196817 | 10 | 8.0  | 1.2 | 175 | 110 | 118 |
| 196.100.200 | 4196114 | 10 | 10.0 | 1.6 | 200 | 120 | 191 |
| 196.120.200 | 4196121 | 10 | 12.0 | 2.0 | 200 | 120 | 217 |



## 197

### INSULATED SCREWDRIVERS



IEC 60900 1000V DE GS

- Insulated screwdriver for Phillips head screws
- For work on live equipment, up to 1000 V
- Handle: Triangle shaped 2-component handle, with hanging hole. It is perfectly adapted to the forces exerted by the hand and permits to work efficiently
- High performance alloy steel, insulation moulded directly onto blade. Black finish tip for higher accuracy
- Branding: Size and part number laser branded on the blade for easier identification
- ISO 8764/DIN 5260
- Individually inspected and manufactured according to IEC 60900

|             | <br>841281 |    |      | <br>mm | <br>mm | <br>g |
|-------------|------------|----|------|--------|--------|-------|
| 197.000.100 | 4197005    | 10 | PH 0 | 100    | 75     | 31    |
| 197.001.150 | 4197012    | 10 | PH 1 | 150    | 100    | 84    |
| 197.002.175 | 4197029    | 10 | PH 2 | 175    | 110    | 121   |
| 197.003.200 | 4197036    | 10 | PH 3 | 200    | 120    | 190   |
| 197.004.200 | 4197043    | 10 | PH 4 | 200    | 120    | 218   |

## 142

### INSULATED SCREWDRIVERS



IEC 60900 1000V DE GS

- Insulated screwdriver for Pozidriv head screws
- For work on live equipment, up to 1000 V
- Handle: Triangle shaped 2-component handle, with hanging hole. It is perfectly adapted to the forces exerted by the hand and permits to work efficiently
- High performance alloy steel, insulation moulded directly onto blade. Black finish tip for higher accuracy
- Branding: Size and part number laser branded on the blade for easier identification
- ISO 8764
- Individually inspected and manufactured according to IEC 60900

|             | <br>841281 |    |      | <br>mm | <br>mm | <br>g |
|-------------|------------|----|------|--------|--------|-------|
| 142.000.100 | 4142098    | 10 | PZ 0 | 100    | 75     | 31    |
| 142.001.150 | 4142012    | 10 | PZ 1 | 150    | 100    | 84    |
| 142.002.175 | 4142029    | 10 | PZ 2 | 175    | 110    | 122   |
| 142.003.200 | 4142036    | 10 | PZ 3 | 200    | 120    | 190   |





# PREMIUM SCREWDRIVERS

199

## INSULATED SCREWDRIVERS



IEC 60900




- Insulated nut driver
- For work on live equipment, up to 1000 V
- Handle: Triangle shaped 2-component handle, with hanging hole. It is perfectly adapted to the forces exerted by the hand and permits to work efficiently
- High performance alloy steel, insulation moulded directly onto blade. Black finish tip for higher accuracy
- Branding: size and part number laser branded on the blade for easier identification
- Individually inspected and manufactured according to IEC 60900

|             | <br>841281 |   | <br>mm | <br>mm | <br>mm | <br>g |
|-------------|------------|---|--------|--------|--------|-------|
| 199.050.125 | 4108759    | 5 | 5,0    | 125    | 100    | 101   |
| 199.055.125 | 4199511    | 5 | 5.5    | 125    | 100    | 101   |
| 199.060.125 | 4199610    | 5 | 6.0    | 125    | 100    | 127   |
| 199.070.125 | 4199719    | 5 | 7.0    | 125    | 110    | 151   |
| 199.080.125 | 4199818    | 5 | 8.0    | 125    | 110    | 142   |
| 199.090.125 | 4199917    | 5 | 9.0    | 125    | 110    | 142   |
| 199.100.125 | 4199108    | 5 | 10.0   | 125    | 110    | 142   |
| 199.110.125 | 4199115    | 5 | 11.0   | 125    | 120    | 181   |
| 199.120.125 | 4199122    | 5 | 12.0   | 125    | 120    | 183   |
| 199.130.125 | 4199139    | 5 | 13.0   | 125    | 120    | 188   |

219.100

## SCREWDRIVER SETS



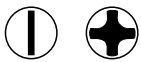

- Premium screwdriver set, 6 pcs
- For slotted and Phillips head screws
- In clamshell packaging

|                         | <br>841281 |   | <br>g |
|-------------------------|------------|---|-------|
| 219.100                 | 4219103    | 1 | 412   |
| 190<br>5.5x125, 6.5x125 |            |   |       |
| 191<br>3.5x100, 4.0x125 |            |   |       |
| 192<br>PH0x75, PH1x100  |            |   |       |



## 219.101

## SCREWDRIVER SETS




- Premium screwdriver set, 6 pcs
- For slotted and Phillips head screws
- In clamshell packaging

|                                  | <br>841281 |   | <br>g |
|----------------------------------|------------|---|-------|
| 219.101                          | 4219110    | 1 | 412   |
| 190<br>6.5x125, 8.0x150          |            |   |       |
| 191<br>3.5x100, 4.0x125, 5.5x150 |            |   |       |
| 192<br>PH1x100, PH2x125          |            |   |       |

## 219.102

## SCREWDRIVER SETS



- Premium screwdriver set, 8 pcs
- For slotted and Phillips head screws
- In clamshell packaging

|                                 | <br>841281 |   | <br>g         |
|---------------------------------|------------|---|---------------|
| 219.102                         | 4219127    | 1 | 598           |
| 190<br>5.5x125, 6.5x125, 8x150  |            |   | 195<br>6.5x25 |
| 192<br>PH0x75, PH1x100, PH2x125 |            |   | 195<br>PH2x25 |

## 219.105

## SCREWDRIVER SETS



- Premium screwdriver set, 7 pcs
- For slotted and Pozidriv head screws
- In clamshell packaging

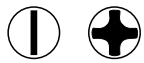

|                                  | <br>841281 |   | <br>g |
|----------------------------------|------------|---|-------|
| 219.105                          | 4107837    | 1 | 717   |
| 190<br>6.5x125, 8.0x150          |            |   |       |
| 191<br>3.5x100, 4.0x125, 5.5x150 |            |   |       |
| 193<br>PZ1x100, PZ2x125          |            |   |       |



# PREMIUM SCREWDRIVERS

219.109

## SCREWDRIVER SETS



- Premium screwdriver set, 5 pcs
- For slotted and Phillips head screws
- In clamshell packaging

|                         |            |   |       |
|-------------------------|------------|---|-------|
|                         | <br>841281 |   | <br>g |
| 219.109                 | 4219196    | 1 | 438   |
| 190<br>4x100, 6.5x125   |            |   |       |
| 191<br>3.5x100          |            |   |       |
| 192<br>PH1x100, PH2x125 |            |   |       |

219.110

## SCREWDRIVER SETS



- Premium screwdriver set, 5 pcs
- For TORX® head screws
- In clamshell packaging

|                                |            |   |       |
|--------------------------------|------------|---|-------|
|                                | <br>841281 |   | <br>g |
| 219.110                        | 4219134    | 1 | 438   |
| 194<br>T10, T20, T25, T30, T40 |            |   |       |

219.000

## SCREWDRIVER SETS



- Premium screwdriver set, 6 pcs
- For slotted and Phillips head screws
- In cardboard packaging

|                         |            |   |       |
|-------------------------|------------|---|-------|
|                         | <br>841281 |   | <br>g |
| 219.000                 | 4219004    | 1 | 536   |
| 190<br>5.5x125, 6.5x125 |            |   |       |
| 191<br>3.5x100, 4.0x125 |            |   |       |
| 192<br>PH0x75, PH1x100  |            |   |       |



## 219.001

## SCREWDRIVER SETS



- Premium screwdriver set, 7 pcs
- For slotted and Phillips head screws
- In cardboard packaging

|                                  | <br>841281 |   | <br>g |
|----------------------------------|------------|---|-------|
| 219.001                          | 4219011    | 1 | 717   |
| 190<br>6.5x125, 8.0x150          |            |   |       |
| 191<br>3.5x100, 4.0x125, 5.5x150 |            |   |       |
| 192<br>PH1x100, PH2x125          |            |   |       |

## 219.002

## SCREWDRIVER SETS



- Premium screwdriver set, 8 pcs
- For slotted and Phillips head screws
- In cardboard packaging

|                                 | <br>841281 |   | <br>g         |
|---------------------------------|------------|---|---------------|
| 219.002                         | 4219028    | 1 | 788           |
| 190<br>5.5x125, 6.5x125, 8x150  |            |   | 195<br>6.5x25 |
| 192<br>PH0x75, PH1x100, PH2x125 |            |   | 195<br>PH2x25 |

## 219.003

## SCREWDRIVER SETS



- Premium screwdriver set, 8 pcs
- For slotted, Phillips and Pozidriv head screws
- In cardboard packaging

|                                  | <br>841281 |   | <br>g         |
|----------------------------------|------------|---|---------------|
| 219.003                          | 4109503    | 1 | 788           |
| 190<br>5.5x125, 6.5x125, 8.0x150 |            |   | 195<br>PH2x25 |
| 193<br>PZ0x75, PZ1x100, PZ2x125  |            |   | 195<br>6.5x25 |



# PREMIUM SCREWDRIVERS

219.005

## SCREWDRIVER SETS




- Premium screwdriver set, 7 pcs
- For slotted and Pozidriv head screws
- In cardboard packaging



|                                  | <br>841281 |   | <br>g |
|----------------------------------|------------|---|-------|
| 219.005                          | 4121147    | 1 | 717   |
| 190<br>6.5x125, 8.0x150          |            |   |       |
| 191<br>3.5x100, 4.0x125, 5.5x150 |            |   |       |
| 193<br>PZ1x100, PZ2x125          |            |   |       |

219.600

## INSULATED SCREWDRIVER SETS




- Premium insulated screwdriver set, 7 pcs
- For slotted and Phillips head screws
- In cardboard packaging



|                                       | <br>841281 |   | <br>g |
|---------------------------------------|------------|---|-------|
| 219.600                               | 4219608    | 1 | 717   |
| 196<br>3x100, 4x100, 5.5x125, 6.5x150 |            |   |       |
| 197<br>PH0x100, PH1x150, PH2x175      |            |   |       |

219.605

## INSULATED SCREWDRIVER SETS



- Premium insulated screwdriver set, 7 pcs
- For slotted and Pozidriv head screws
- In cardboard packaging




|                                       | <br>841281 |   | <br>g |
|---------------------------------------|------------|---|-------|
| 219.605                               | 4219653    | 1 | 717   |
| 196<br>3x100, 4x100, 5.5x125, 6.5x150 |            |   |       |
| 142<br>PZ0x100, PZ1x150, PZ2x175      |            |   |       |



## 219.601

### INSULATED SCREWDRIVER SETS



- Premium insulated screwdriver set, 6 pcs + tester
- For slotted and Phillips head screws
- In cardboard packaging



|                           | <br>841281 |   |     |
|---------------------------|------------|---|-----|
| 219.601                   | 4107820    | 1 | 638 |
| <b>196</b>                |            |   |     |
| 3x100, 4x100, 5.5x125     |            |   |     |
| <b>197</b>                |            |   |     |
| PH0x100, PH1x150, PH2x175 |            |   |     |
| 806-1-1                   |            |   |     |

## 219.602

### PREMIUM SETS IN ZIP CASE



- Premium insulated screwdriver set, 7 pcs
- For slotted and Pozidriv head screws
- In cardboard box and zip case



|                                | <br>841281 |   |     |
|--------------------------------|------------|---|-----|
| 219.602                        | 4119304    | 1 | 900 |
| <b>196</b>                     |            |   |     |
| 3x100, 4x100, 5.5x125, 6.5x150 |            |   |     |
| <b>142</b>                     |            |   |     |
| PZ0x100, PZ1x150, PZ2x175      |            |   |     |



# 600-SERIES SCREWDRIVERS

611

## SLOTTED SCREWDRIVER



- Screwdriver for slotted head screws
- Handle: 2-component handle with hanging hole. Perfect handle-blade joint
- Blade: High quality steel. Nickel plated and entirely hardened
- Branding: Size and part number marked on the handle
- ISO 2380/DIN 5264



|             | <br>731415 |    | <br>mm | <br>mm | <br>mm | <br>mm | <br>mm | <br>mm | <br>g |
|-------------|------------|----|--------|--------|--------|--------|--------|--------|-------|
| 611-3.5-50  | 0124312    | 10 | 0.6    | 3.5    | 50     | 80     | 130    | 29     |       |
| 611-3.5-75  | 0124329    | 10 | 0.6    | 3.5    | 50     | 80     | 130    | 30     |       |
| 611-3.5-100 | 0124336    | 10 | 0.6    | 3.5    | 100    | 80     | 130    | 31     |       |
| 611-4-75    | 0124343    | 10 | 0.8    | 4.0    | 75     | 80     | 155    | 35     |       |
| 611-4-100   | 0124350    | 10 | 0.8    | 4.0    | 100    | 80     | 180    | 37     |       |
| 611-5.5-125 | 0124381    | 10 | 1.0    | 5.5    | 100    | 97     | 197    | 68     |       |
| 611-6.5-25  | 0124602    | 10 | 1.2    | 6.5    | 125    | 110    | 135    | 43     |       |
| 611-6.5-125 | 0124374    | 10 | 1.2    | 6.5    | 125    | 110    | 135    | 100    |       |
| 611-6.5-150 | 0124398    | 10 | 1.2    | 6.5    | 150    | 110    | 165    | 103    |       |
| 611-8-150   | 0124404    | 10 | 1.2    | 8.0    | 150    | 110    | 160    | 115    |       |
| 611-8-175   | 0124411    | 10 | 1.2    | 8.0    | 175    | 110    | 185    | 127    |       |
| 611-10-200  | 0124428    | 10 | 1.6    | 10.0   | 200    | 110    | 310    | 160    |       |

613

## SLOTTED SCREWDRIVER



- Screwdriver for slotted head screws
- Handle: 2-component handle with hanging hole. Perfect handle-blade joint
- Blade: High quality steel. Nickel plated and entirely hardened
- Branding: Size and part number marked on the handle
- ISO 2380/DIN 5264

|             | <br>731415 |    | <br>mm | <br>mm | <br>mm | <br>mm | <br>mm | <br>mm | <br>g |
|-------------|------------|----|--------|--------|--------|--------|--------|--------|-------|
| 613-3-75    | 0124435    | 10 | 0.5    | 3.0    | 75     | 80     | 155    | 30     |       |
| 613-3-100   | 0124442    | 10 | 0.5    | 3.0    | 100    | 80     | 180    | 31     |       |
| 613-3.5-100 | 0124459    | 10 | 0.60   | 3.5    | 100    | 80     | 180    | 33     |       |
| 613-4-100   | 0124466    | 10 | 0.80   | 4.0    | 100    | 80     | 180    | 37     |       |
| 613-4-125   | 0124473    | 10 | 0.80   | 4.0    | 125    | 80     | 205    | 41     |       |
| 613-5.5-125 | 0124480    | 10 | 1.0    | 5.5    | 125    | 97     | 222    | 73     |       |
| 613-5.5-150 | 0124497    | 10 | 1.0    | 5.5    | 150    | 97     | 247    | 78     |       |
| 613-6.5-150 | 0124503    | 10 | 1.20   | 6.5    | 150    | 110    | 260    | 110    |       |

615

## PHILLIPS SCREWDRIVER



- Screwdriver for Phillips head screws
- Handle: 2-component handle with hanging hole. Perfect handle-blade joint
- Blade: High quality steel. Nickel plated and entirely hardened
- Branding: Size and part number marked on the handle
- ISO 8764/DIN 5260

|           | <br>731415 |    |      | <br>mm | <br>mm | <br>mm | <br>g |
|-----------|------------|----|------|--------|--------|--------|-------|
| 615-0-75  | 0124558    | 10 | PH 0 | 75     | 80     | 155    | 30    |
| 615-1-100 | 0124565    | 10 | PH 1 | 100    | 97     | 197    | 63    |
| 615-2-25  | 0124596    | 10 | PH 2 | 25     | 60     | 85     | 43    |
| 615-2-125 | 0124572    | 10 | PH 2 | 125    | 110    | 235    | 98    |
| 615-3-150 | 0124589    | 10 | PH 3 | 150    | 110    | 260    | 113   |



## 616

### POZIDRIV SCREWDRIVER



- Screwdriver for Pozidriv head screws
- Handle: 2-component handle with hanging hole. Perfect handle-shank joint
- Blade: High quality steel. Nickel plated and entirely hardened
- Branding: Size and part number marked on the handle
- ISO 8764

|           | <br>731415 |    |      | <br>mm | <br>mm | <br>mm | <br>g |
|-----------|------------|----|------|--------|--------|--------|-------|
| 616-0-75  | 0124510    | 10 | PZ 0 | 75     | 80     | 155    | 30    |
| 616-1-100 | 0124527    | 10 | PZ 1 | 100    | 97     | 197    | 63    |
| 616-2-125 | 0124534    | 10 | PZ 2 | 125    | 110    | 235    | 98    |
| 616-3-150 | 0124541    | 10 | PZ 3 | 150    | 110    | 260    | 113   |

## 618

### TORX® SCREWDRIVER



- Screwdriver for TORX® head screws
- Handle: 2-component handle with hanging hole. Perfect handle-blade joint
- Blade: High quality steel. Nickel plated and entirely hardened
- Branding: Size and part number marked on the handle

|            | <br>731415 |    |      | <br>D<br>mm | <br>mm | <br>mm | <br>mm | <br>g |
|------------|------------|----|------|-------------|--------|--------|--------|-------|
| 618-10-75  | 0124619    | 10 | T 10 | 2.72        | 75     | 80     | 155    | 30    |
| 618-15-100 | 0124626    | 10 | T 15 | 3.26        | 100    | 80     | 180    | 37    |
| 618-20-100 | 0124633    | 10 | T 20 | 3.84        | 100    | 80     | 180    | 37    |
| 618-25-125 | 0124640    | 10 | T 25 | 4.40        | 125    | 97     | 222    | 68    |
| 618-27-125 | 0124657    | 10 | T 27 | 4.96        | 125    | 97     | 222    | 68    |
| 618-30-150 | 0124664    | 10 | T 30 | 5.49        | 150    | 110    | 260    | 103   |
| 618-40-150 | 0124671    | 10 | T 40 | 6.60        | 150    | 110    | 260    | 115   |

## 614

### AWL SCREWDRIVER



- Awl, for pre-punching and drilling holes
- Handle: 2-component handle with hanging hole. Perfect handle-blade joint
- Blade: High quality steel. Nickel plated and entirely hardened
- Branding: Size and part number marked on the handle

|         | <br>731415 |    | <br>mm | <br>mm | <br>mm | <br>mm | <br>g |
|---------|------------|----|--------|--------|--------|--------|-------|
| 614-100 | 0124688    | 10 | 6.0    | 100    | 97     | 197    | 92    |





# 600-SERIES SCREWDRIVERS

617

## REAMER SCREWDRIVER




- Reamer, for enlarging and drilling holes
- Handle: 2-component handle with hanging hole. Perfect handle-blade joint
- Blade: High quality steel. Nickel plated and entirely hardened
- Branding: Size and part number marked on the handle

|         |            |    |        |        |        |        |       |
|---------|------------|----|--------|--------|--------|--------|-------|
|         | <br>731415 |    | <br>mm | <br>mm | <br>mm | <br>mm | <br>g |
| 617-100 | 0124695    | 10 | 6.0    | 100    | 97     | 197    | 92    |

623

## INSULATED SCREWDRIVERS



IEC 60900



1000V

- Insulated screwdriver for slotted head screws
- For work on live equipment, up to 1000 V
- Handle: 2-component handle with hanging hole. Perfect handle-blade joint
- Blade: High quality steel, insulation moulded directly onto blade. Black finish tip for higher accuracy
- Branding: Size and part number marked on the handle
- ISO 2380/DIN 5264
- Individually inspected and manufactured according to IEC 60900

|             |            |    |        |        |        |        |        |       |
|-------------|------------|----|--------|--------|--------|--------|--------|-------|
|             | <br>731415 |    | <br>mm | <br>mm | <br>mm | <br>mm | <br>mm | <br>g |
| 623-3-100   | 0128518    | 10 | 0.5    | 3.0    | 100    | 80     | 180    | 32    |
| 623-3.5-100 | 0128525    | 10 | 0.6    | 3.5    | 100    | 80     | 180    | 32    |
| 623-4-100   | 0128532    | 10 | 0.8    | 4.0    | 100    | 80     | 180    | 33    |
| 623-5.5-125 | 0128549    | 10 | 1.0    | 5.5    | 125    | 97     | 223    | 61    |
| 623-6.5-150 | 0128556    | 10 | 1.2    | 6.5    | 150    | 100    | 250    | 94    |

625

## INSULATED SCREWDRIVERS



IEC 60900



1000V

- Insulated screwdriver for Phillips head screws
- For work on live equipment, up to 1000 V
- Handle: 2-component handle with hanging hole. Perfect handle-blade joint
- Blade: High quality steel, insulation moulded directly onto blade. Black finish tip for higher accuracy
- Branding: Size and part number marked on the handle
- ISO 8764/DIN 5260
- Individually inspected and manufactured according to IEC 60900

|           |            |    |      |        |        |        |       |
|-----------|------------|----|------|--------|--------|--------|-------|
|           | <br>731415 |    |      | <br>mm | <br>mm | <br>mm | <br>g |
| 625-0-100 | 0128563    | 10 | PH 0 | 100    | 80     | 180    | 32    |
| 625-1-150 | 0128570    | 10 | PH 1 | 150    | 97     | 247    | 68    |
| 625-2-175 | 0128587    | 10 | PH 2 | 175    | 110    | 285    | 116   |



## 600-3

### SCREWDRIVER SETS



- 600 series screwdriver set, 3 pcs
- For slotted and Phillips head screws
- In clamshell packaging

|       | <br>731415 |   | <br>g |
|-------|------------|---|-------|
| 600-3 | 0124787    | 1 | 210   |

|                |  |  |
|----------------|--|--|
| 613<br>3x100   |  |  |
| 611<br>5.5x125 |  |  |
| 615<br>PH1x100 |  |  |



## 602-4

### SCREWDRIVER SETS



- 600 series screwdriver set, 4 pcs
- For slotted and Phillips head screws
- In clamshell packaging


|       | <br>731415 |   | <br>g |
|-------|------------|---|-------|
| 602-4 | 0124794    | 1 | 315   |

|                       |  |  |
|-----------------------|--|--|
| 613<br>3x100, 6.5x150 |  |  |
| 611<br>5.5x125        |  |  |
| 615<br>PH1x100        |  |  |



## 604-5

### SCREWDRIVER SETS



- 600 series screwdriver set, 5 pcs
- For slotted and Phillips head screws
- In clamshell packaging

|       | <br>731415 |   | <br>g |
|-------|------------|---|-------|
| 604-5 | 0124800    | 1 | 385   |

|                         |  |  |
|-------------------------|--|--|
| 613<br>3x100            |  |  |
| 611<br>4x100, 6.5x125   |  |  |
| 615<br>PH1x100, PH2x125 |  |  |





# 600-SERIES SCREWDRIVERS

## 605-6

### SCREWDRIVER SETS



- 600 series screwdriver set, 6 pcs
- For slotted, Phillips and Pozidriv head screws
- In clamshell packaging



|                         | <br>731415 |   | <br>g |
|-------------------------|------------|---|-------|
| 605-6                   | 0153770    | 1 | 445   |
| 613<br>3x75, 4x100      |            |   |       |
| 615<br>PH1x100, PH2x125 |            |   |       |
| 616<br>PZ1x100, PZ2x125 |            |   |       |

## 606-6

### SCREWDRIVER SETS




- 600 series screwdriver set, 6 pcs
- For slotted and Phillips head screws
- In clamshell packaging



|                         | <br>731415 |   | <br>g |
|-------------------------|------------|---|-------|
| 606-6                   | 0124824    | 1 | 445   |
| 611<br>5.5x100, 6.5x125 |            |   |       |
| 613<br>3x75, 4x100      |            |   |       |
| 615<br>PH1x100, PH2x125 |            |   |       |

## 608-6

### SCREWDRIVER SETS



- 600 series screwdriver set, 6 pcs
- For slotted and Phillips head screws
- In clamshell packaging




|                         | <br>731415 |   | <br>g |
|-------------------------|------------|---|-------|
| 608-6                   | 0124831    | 1 | 385   |
| 611<br>5.5x100, 6.5x125 |            |   |       |
| 613<br>3.0x75, 4.0x100  |            |   |       |
| 615<br>PH0x75, PH1x100  |            |   |       |

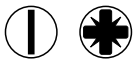


## 610-6

### SCREWDRIVER SETS




- 600 series screwdriver set, 6 pcs
- For slotted and Pozidriv head screws
- In clamshell packaging



|                  | <br>731415 |   | <br>g |
|------------------|------------|---|-------|
| 610-6            | 0124848    | 1 | 445   |
| <b>611</b>       |            |   |       |
| 5.5x100, 6.5x125 |            |   |       |
| <b>613</b>       |            |   |       |
| 3.0x75, 4.0x100  |            |   |       |
| <b>616</b>       |            |   |       |
| PZ1x100, PZ2x125 |            |   |       |

## 612-5

### SCREWDRIVER SETS



- 600 series screwdriver set, 5 pcs
- For TORX® head screws
- In clamshell packaging



|                         | <br>731415 |   | <br>g |
|-------------------------|------------|---|-------|
| 612-5                   | 0124817    | 1 | 348   |
| <b>618</b>              |            |   |       |
| T10, T15, T20, T25, T30 |            |   |       |

## 620-6

### SCREWDRIVER SETS



- 600 series insulated screwdriver set, 6 pcs
- For slotted and Phillips head screws
- In clamshell packaging



|                                | <br>731415 |   | <br>g |
|--------------------------------|------------|---|-------|
| 620-6                          | 0128594    | 1 | 465   |
| <b>623</b>                     |            |   |       |
| 3x100, 4x100, 5.5x125, 6.5x150 |            |   |       |
| <b>625</b>                     |            |   |       |
| PH1x150, PH2x175               |            |   |       |



# 9000-SERIES SCREWDRIVERS

## 9710

### FLAT SCREWDRIVER



- Screwdriver for slotted head screws
- Handle: Lacquered wooden handle
- Blade: High quality steel. Bright chrome plated. Black finish tip for higher accuracy. Blade extending through handle and hexagon collar for wrench assisted turning. With impact cap and ferrule
- Branding: Size and part number marked on the handle
- ISO 2380/DIN 5264

|              | 731415  |    | mm  | mm   | mm  | mm     | mm  | mm | mm  | g |
|--------------|---------|----|-----|------|-----|--------|-----|----|-----|---|
| 9710-3.5-75  | 1785192 | 10 | 0.6 | 3.5  | 75  | 22x95  | 170 | 7  | 47  |   |
| 9710-5.5-100 | 1785352 | 10 | 1.0 | 5.5  | 100 | 24x100 | 200 | 8  | 67  |   |
| 9710-6.5-125 | 1785437 | 10 | 1.2 | 6.5  | 125 | 27x110 | 235 | 10 | 114 |   |
| 9710-8-150   | 1785512 | 5  | 1.2 | 8.0  | 150 | 30x120 | 270 | 13 | 174 |   |
| 9710-10-175  | 1785789 | 5  | 1.6 | 10.0 | 175 | 32x125 | 300 | 13 | 223 |   |

## 9778

### PHILLIPS SCREWDRIVER



- Screwdriver for Phillips head screws
- Handle: Lacquered wooden handle
- Blade: High quality steel. Bright chrome plated. Black finish tip for higher accuracy. Blade extending through handle and hexagon collar for wrench assisted turning. With impact cap and ferrule
- Branding: Size and part number marked on the handle
- ISO 8764/DIN 5260

|        | 731415  |    |      | mm  | mm     | mm  | mm | g   |
|--------|---------|----|------|-----|--------|-----|----|-----|
| 9778-1 | 1793524 | 10 | PH 1 | 80  | 24x100 | 180 | 6  | 45  |
| 9778-2 | 1793531 | 10 | PH 2 | 110 | 27x110 | 220 | 10 | 90  |
| 9778-3 | 1793548 | 5  | PH 3 | 150 | 30x120 | 270 | 13 | 160 |

## 9778PZD

### POZIDRIV SCREWDRIVER




- Screwdriver for Pozidriv head screws
- Handle: Lacquered wooden handle
- Blade: High quality steel. Bright chrome plated. Black finish tip for higher accuracy. Blade extending through handle and hexagon collar for wrench assisted turning. With impact cap and ferrule
- Branding: Size and part number marked on the handle
- DIN ISO 8764-1, ISO 8764-1

|           | 731415  |    |      | mm  | mm     | mm  | mm | g  |
|-----------|---------|----|------|-----|--------|-----|----|----|
| 9778PZD-1 | 1823535 | 10 | PZ 1 | 80  | 24x100 | 180 | 6  | 45 |
| 9778PZD-2 | 1823542 | 10 | PZ 2 | 110 | 27x110 | 220 | 10 | 90 |



## 9710/S6

### SCREWDRIVER SETS




- Screwdriver set, 6 pcs
- For slotted and Phillips head screws
- In cardboard box

|         |            |   |       |
|---------|------------|---|-------|
|         | <br>731415 |   | <br>9 |
| 9710/S6 | 1802301    | 1 | 650   |

9710  
0.8x4.5x90 1x5.5x100 1.2x6.5x125 1.2x8x150 mm



9778  
PH 1x80 PH 2x110




# 8000/9000 SERIES SCREWDRIVERS



## 9715

### THROUGH BLADE SCREWDRIVER



- Through blade screwdriver for slotted head screws
- Handle: Black square impact resistant plastic handle. With impact cap
- Blade: High quality steel. Hexagonal blade. Black finish tip



|             |            |   |        |        |        |        |        |        |       |
|-------------|------------|---|--------|--------|--------|--------|--------|--------|-------|
|             | <br>731415 |   | <br>mm | <br>mm | <br>mm | <br>mm | <br>mm | <br>mm | <br>g |
| 9715-14-250 | 3010148    | 5 | 2.5    | 14.0   | 250    | 140    | 395    | 12     | 460   |

## 8052

### REVERSIBLE BLADE SCREWDRIVER



- Reversible blade screwdriver for slotted and Phillips head screws
- Handle: Black square impact resistant plastic handle
- Blade: High quality steel. Black finish tip



|      |            |   |      |        |        |        |        |        |       |
|------|------------|---|------|--------|--------|--------|--------|--------|-------|
|      | <br>731415 |   |      | <br>mm | <br>mm | <br>mm | <br>mm | <br>mm | <br>g |
| 8052 | 1318406    | 5 | PH 2 | 1.0    | 6.0    | 80     | 110    | 190    | 90    |



## RATCHETING SCREWDRIVERS

### 808050

### RATCHETING SCREWDRIVER



- Ratcheting bit holder screwdriver 1/4"
- Handle: 3-component handle with textured finish for maximum torque and minimum effort
- Interchangeable bit storage compartment with release button for quick access
- Slide tray that keeps 6 different bits handy and secure: PH 1, PH 2, PZ 1, PZ 2, slotted 4,5 and 5,5
- Magnetic blade secures bit in screwdriver and makes bit changing easy
- Knurled blade makes the grip firm, providing finger tip control for faster turning
- Smooth ratcheting stroke, three position ratchet mechanism: forward, reverse and neutral

|        |                   |   |      |     |     |     |
|--------|-------------------|---|------|-----|-----|-----|
|        |                   |   |      |     |     |     |
| 808050 | 731415<br>3017642 | 1 | 1/4" | 125 | 255 | 230 |

### 808050L

### LED LIGHT RATCHETING SCREWDRIVER



- Ratcheting bit holder screwdriver 1/4"
- Handle: 3-component handle with textured finish for maximum torque and minimum effort
- Interchangeable bit storage compartment with release button for quick access
- Slide tray that keeps 6 different bits handy and secure: PH 1, PH 2, PZ 1, PZ 2, slotted 4,5 and 5,5
- Magnetic blade secures bit in screwdriver and makes bit changing easy
- Knurled blade makes the grip firm providing finger tip control for faster turning
- Smooth ratcheting stroke, allowing three position ratchet mechanism: forward, reverse and neutral
- Long-lasting LED lights mounted in front casing provide illumination in dark conditions
- 3 batteries & 2 lights. AG-3 4.5V battery type. It meets ROHS requirements
- 808050L-SP1: spare led panel + 3 batteries AG-3, 4.5 V

|             |                   |   |      |     |     |     |
|-------------|-------------------|---|------|-----|-----|-----|
|             |                   |   |      |     |     |     |
| 808050L     | 731415<br>0128075 | 1 | 1/4" | 135 | 250 | 215 |
| 808050L-SP1 | 0129218           | 1 |      |     |     |     |

### 808050P

### PISTOL HANDLE SCREWDRIVER



- Pistol handle ratcheting bit holder screwdriver 1/4"
- Handle: 3-component handle with textured finish for maximum torque and minimum effort
- Handle swivels and locks at 30° position for application of higher torque when necessary. This is especially important in work areas where there is little room to twist the screwdriver and the user's hand
- Locks at 180° for normal operation
- Interchangeable bit storage compartment with release button for quick access
- Slide tray that keeps 6 different bits handy and secure: PH 1, PH 2, PZ 1, PZ 2, slotted 4,5 and 5,5
- Magnetic blade secures bit in screwdriver and makes bit changing easy
- Knurled blade makes the grip firm providing finger tip control for faster turning (rapid action)
- Smooth ratcheting stroke, allowing three position ratchet mechanism: forward, reverse and neutral

|         |                   |   |      |     |     |     |
|---------|-------------------|---|------|-----|-----|-----|
|         |                   |   |      |     |     |     |
| 808050P | 731415<br>0128105 | 1 | 1/4" | 135 | 260 | 270 |



## 808050P-

### PISTOL HANDLE SCREWDRIVER




- Pistol handle ratcheting and ratchet wrenches set
- Lightweight, rounded corners handy blow moulded case
- Contents: 25 pcs
  - 1 pce pistol grip ratcheting screwdriver with fixed bit holder
  - 6 pcs 25 mm 1/4" bits in the screwdriver bit storage: PH 1, PH 2, PZ 1, PZ 2, slotted 4.5 and 5.5
  - 3 pcs ratchet wrenches: 8 x 10-9 x 11 mm, 12 x 14-13 x 15 mm and 16 x 17-18 x 19 mm
  - 1 pce 1/4"x1/4" socket adaptor in bit holder block
  - 1 pce bit adaptor for 1/4" 10 mm reverse gear
  - 13 pcs 25 mm 1/4" bits; 2 plastic bit holder block; PH 3, PZ 3, SL 6.5, HEX 3, HEX 4, HEX 5, T-10, T-15, T-20, T-25, T-27, T-30, T-40

|            |        |   |            |      |
|------------|--------|---|------------|------|
|            |        |   |            |      |
| 808050P-25 | 731415 | 1 | 285x158x70 | 1400 |

## 808050TS

### STUBBY T-HANDLE RATCHETING SCREWDRIVER

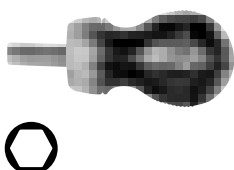


- Stubby ratcheting 1/4" bit holder screwdriver with T-handle
- Handle: 3-component T-handle with textured finish, maximizes force on the fastener, torque on the tool and user comfort
- Magnetic blade secures bit in screwdriver and makes bit changing easy
- Smooth ratcheting stroke, allowing three position ratchet mechanism: forward, reverse and neutral

|          |        |   |     |    |    |     |
|----------|--------|---|-----|----|----|-----|
|          |        |   |     |    |    |     |
| 808050TS | 731415 | 1 | 1/4 | 68 | 95 | 165 |

## 808050S

### STUBBY RATCHETING SCREWDRIVER



- Stubby ratcheting 1/4" bit holder screwdriver
- Handle: 3-component handle with textured finish, compact for access to enclosed spaces
- Magnetic shank secures bit in screwdriver and makes bit changing easy
- Smooth ratcheting stroke, allowing three position ratchet mechanism: forward, reverse and neutral

|         |        |   |     |    |    |     |
|---------|--------|---|-----|----|----|-----|
|         |        |   |     |    |    |     |
| 808050S | 731415 | 1 | 1/4 | 68 | 95 | 135 |





# RATCHETING SCREWDRIVERS

## 808050S-

## STUBBY RATCHETING SCREWDRIVER



- Stubby ratcheting 1/4" bit holder, bits and sockets set
- Lightweight, rounded corners handy injection case
- Detachable square driver blade
- 808050S-18
  - 1 pce detachable square driver blade stubby ratcheting screwdriver
  - 8 pcs S2 Zinc Phosphate bits: PH 1, PH 2, PZ 1, PZ 2, T-15, T-20, SL 4, HEX 3
  - 1 pce 1/4" x 1/4" socket adaptor
  - 1 pce 1/4" Sq. x 1/4" hex bit holder 50 mm (changeable type)
  - 1 pce 1/4" Sq. x 1/4" square flexible socket adaptor 150 mm
  - 1 pce 1/4" x 1/4" bit adaptor
  - 5 pcs 1/4" sockets: 4, 5, 6, 7, 8 mm
- 808050S-22
  - 1 pce detachable square driver blade stubby ratcheting screwdriver
  - 17 pcs S2 Zinc Phosphate bits: PH 1, PH 2, PH 3, PZ 1, PZ 2, T-10, T-15, T-20, T-25, T-27, T-30, T-40, SL 4, SL 5, SL 5.5, SL 6.5, SL 1/4"
  - 1 pce 1/4" x 1/4" socket adaptor
  - 1 pce 1/4" Sq. x 1/4" hex bit holder 50 mm (changeable type)
  - 1 pce 1/4" Sq. x 1/4" square flexible socket adaptor 150 mm
  - 1 pce 1/4" x 1/4" bit adaptor

|            | <br>731415 |   | <br>mm     | <br>g |
|------------|------------|---|------------|-------|
| 808050S-18 | 0128921    | 1 | 195x130x46 | 530   |
| 808050S-22 | 0128938    | 1 | 195x130x46 | 530   |

## 808050A/TORX

## BIT HOLDER




- Bit holder screwdriver 1/4"
- Handle: 3-component handle with textured finish for maximum torque and minimum effort
- Interchangeable bit storage compartment with release button for quick access
- Slide tray that keeps 6 different bits handy and secure:
  - 808050A: PH 1, PH 2, PZ 1, PZ 2, Slotted 4,5 and 5,5
  - 808050TORX: T-10, T-15, T-20, T-25, T-30, T-40
- Magnetic blade secures bit in screwdriver and makes bit changing easy
- Knurled blade makes the grip firm providing finger tip control for faster turning

|            | <br>731415 |   |     | <br>mm | <br>mm | <br>g |
|------------|------------|---|-----|--------|--------|-------|
| 808050A    | 0127306    | 1 | 1/4 | 115    | 230    | 150   |
| 808050TORX | 0127313    | 1 | 1/4 | 115    | 230    | 150   |












## 700

### SLOTTED SCREWDRIVERS



- Precision screwdriver for slotted head screws
- Handle: 2-component handle. The rotating head allows a fast and comfortable finger movement during turning
- Cap in different colours, for an easy identification of the tip
- Blade: High performance alloy steel. Chrome plated and entirely hardened
- Precision machined black finish tip guarantees high accuracy and precision fitting
- Branding: Size and part number laser branded on the blade









|  | <br>731415 |  | <br>mm | <br>mm | <br>mm | <br>mm | <br>mm | <br>g |
|---|---|---|---|---|---|---|---|--|
| 700-1-50  | 3017673   | 5   | 0.18  | 1   | 50  | 87  | 137   | 20   |
| 700-1.2-50  | 3017680   | 5   | 0.20  | 1.2   | 50  | 87  | 137   | 20   |
| 700-1.5-50  | 3017697   | 5   | 0.25  | 1.5   | 50  | 87  | 137   | 20   |
| 700-1.8-50  | 3017703   | 5   | 0.30  | 1.8   | 50  | 87  | 137   | 20   |
| 700-2-50  | 3017710   | 5   | 0.40  | 2   | 50  | 87  | 137   | 20   |
| 700-2-75  | 3017727   | 5   | 0.40  | 2   | 75  | 87  | 162   | 22   |
| 700-2.5-50  | 3017741   | 5   | 0.40  | 2.5   | 50  | 87  | 137   | 22   |
| 700-2.5-100   | 3017758   | 5   | 0.40  | 2.5   | 100   | 87  | 187   | 23   |
| 700-3-50  | 3017765   | 5   | 0.50  | 3   | 50  | 87  | 137   | 23   |
| 700-3-100   | 3017772   | 5   | 0.50  | 3   | 100   | 87  | 187   | 24   |
| 700-3-200   | 3017789   | 5   | 0.50  | 3   | 200   | 87  | 287   | 39   |
| 700-3.5-75  | 3017796   | 5   | 0.60  | 3.5   | 75  | 87  | 162   | 26   |
| 700-4-75  | 3017802   | 5   | 0.80  | 4   | 75  | 87  | 162   | 29   |
| 700-4-250   | 3017819   | 5   | 0.80  | 4   | 250   | 87  | 337   | 61   |

## 701

### PHILLIPS SCREWDRIVERS



- Precision screwdriver for Phillips head screws
- Handle: 2-component handle. The rotating head allows a fast and comfortable finger movement during turning
- Cap in different colours, for an easy identification of the tip
- Blade: High performance alloy steel. Chrome plated and entirely hardened
- Precision machined black finish tip guarantees high accuracy and precision fitting
- Branding: Size and part number laser branded on the blade

|  | <br>731415 |  |  | <br>mm | <br>mm | <br>mm | <br>g |
|---|---|---|---|---|---|---|--|
| 701-00-50   | 3017833   | 5   | PH 00   | 50  | 87  | 137   | 20   |
| 701-0-50  | 3017840   | 5   | PH 0  | 50  | 87  | 137   | 23   |
| 701-0-200   | 3017857   | 5   | PH 0  | 200   | 87  | 287   | 39   |
| 701-1-75  | 3017864   | 5   | PH 1  | 75  | 87  | 162   | 29   |
| 701-1-250   | 3017871   | 5   | PH 1  | 250   | 87  | 337   | 61   |



# PRECISION SCREWDRIVERS

702

## POZIDRIV SCREWDRIVERS



- Precision screwdriver for Pozidriv head screws
- Handle: 2-component handle. The rotating head allows a fast and comfortable finger movement during turning
- Cap in different colours, for an easy identification of the tip
- Blade: High performance alloy steel. Chrome plated and entirely hardened
- Precision machined black finish tip guarantees high accuracy and precision fitting
- Branding: Size and part number laser branded on the blade

|          | <br>731415 |   |      | <br>mm | <br>mm | <br>mm | <br>g |
|----------|------------|---|------|--------|--------|--------|-------|
| 702-0-50 | 3017888    | 5 | PZ 0 | 50     | 87     | 137    | 23    |
| 702-1-75 | 3017895    | 5 | PZ 1 | 75     | 87     | 162    | 29    |

703

## TORX® SCREWDRIVERS



- Precision screwdriver for TORX® head screws
- Handle: 2-component handle. The rotating head allows a fast and comfortable finger movement during turning
- Cap in different colours, for an easy identification of the tip
- Blade: High performance alloy steel. Chrome plated and entirely hardened
- Precision machined black finish tip guarantees high accuracy and precision fitting
- Branding: Size and part number laser branded on the blade

|           | <br>731415 |   |      | <br>D<br>mm | <br>mm | <br>mm | <br>mm | <br>g |
|-----------|------------|---|------|-------------|--------|--------|--------|-------|
| 703-4-50  | 3017901    | 5 | T 4  | 1,30        | 50     | 87     | 137    | 21    |
| 703-5-50  | 3017918    | 5 | T 5  | 1,37        | 50     | 87     | 137    | 21    |
| 703-6-50  | 3017925    | 5 | T 6  | 1,65        | 50     | 87     | 137    | 21    |
| 703-7-50  | 3017932    | 5 | T 7  | 1,97        | 50     | 87     | 137    | 21    |
| 703-8-50  | 3017949    | 5 | T 8  | 2,30        | 50     | 87     | 137    | 23    |
| 703-9-50  | 3017956    | 5 | T 9  | 2,48        | 50     | 87     | 137    | 23    |
| 703-10-50 | 3017963    | 5 | T 10 | 2,72        | 50     | 87     | 137    | 23    |
| 703-15-75 | 3017970    | 5 | T 15 | 3,26        | 75     | 87     | 162    | 30    |
| 703-20-75 | 3017987    | 5 | T 20 | 3,84        | 75     | 87     | 162    | 30    |

704

## HEXAGONAL BALL SCREWDRIVERS




- Precision screwdriver for hexagon head screws
- Handle: 2-component handle. The rotating head allows a fast and comfortable finger movement during turning
- Cap in different colours, for an easy identification of the tip
- Blade: High performance alloy steel. Chrome plated and entirely hardened
- Precision machined black finish tip guarantees high accuracy and precision fitting
- Branding: Size and part number laser branded on the blade

|            | <br>731415 |   |  | <br>mm | <br>mm | <br>mm | <br>mm | <br>g |
|------------|------------|---|--|--------|--------|--------|--------|-------|
| 704-1.5-50 | 3017994    | 5 |  | 1.5    | 50     | 87     | 137    | 21    |
| 704-2-50   | 3018007    | 5 |  | 2      | 50     | 87     | 137    | 21    |
| 704-2.5-50 | 3018014    | 5 |  | 2.5    | 50     | 87     | 137    | 21    |
| 704-3-75   | 3018021    | 5 |  | 3      | 75     | 87     | 162    | 26    |
| 704Z-3/32  | 0137428    | 5 |  | 3/32   | 75     | 87     | 162    | 26    |



## 706-1



### SETS

- Precision screwdriver set, 6 pcs
- For slotted and Phillips head screws
- In plastic case with hanging hole

|       |            |   |       |
|-------|------------|---|-------|
|       | <br>731415 |   | <br>g |
| 706-1 | 3018045    | 1 | 240   |

700  
1.5x50, 2.0x50, 2.5x50, 3.0x50



701  
PH0x50, PH1x75



## 706-2



### SETS

- Precision screwdriver set, 6 pcs
- For slotted and Phillips head screws
- In plastic case with hanging hole

|       |            |   |       |
|-------|------------|---|-------|
|       | <br>731415 |   | <br>g |
| 706-2 | 3018052    | 1 | 226   |

700  
1.0x50, 1.2x50, 1.5x50, 1.8x50



701  
PH00x50, PH0x50



## 706-3



### SETS

- Precision screwdriver set, 6 pcs
- For slotted head screws
- In plastic case with hanging hole

|       |            |   |       |
|-------|------------|---|-------|
|       | <br>731415 |   | <br>g |
| 706-3 | 3018069    | 1 | 222   |

700  
1.0x50, 1.2x50, 1.5x50, 1.8x50, 2.0x50, 2.5x50





## PRECISION SCREWDRIVERS

### 706-4



### SETS

- Precision screwdriver set, 7 pcs
- For slotted, Phillips and TORX® head screws
- In plastic case with hanging hole

|                        | <br>731415 |   | <br>g |
|------------------------|------------|---|-------|
| 706-4                  | 3018076    | 1 | 350   |
| 700                    |            |   |       |
| 1.5x50, 2.5x50, 3.5x75 |            |   |       |
| 701                    |            |   |       |
| PH0x50, PH1x75         |            |   |       |
| 703                    |            |   |       |
| T6x50, T8x50           |            |   |       |

### 706-5



### SETS

- Precision screwdriver set, 24 pcs
- For slotted, Phillips, Pozidriv, TORX® and hexagon head screws
- In plastic case with hanging hole

|  | <br>731415 |   | <br>g |
|--|------------|---|-------|
| 706-5  | 3018083    | 1 | 820   |
| 700  |            |   |       |
| 1.0x50, 1.2x50, 1.5x50, 1.8x50, 2.0x50, 3.0x50, 3.5x75, 4x75 |            |   |       |
| 701  |            |   |       |
| PH00x50, PH0x50, PH1x75                                      |            |   |       |
| 702  |            |   |       |
| PZ0x50, PZ1x75   |            |   |       |
| 703  |            |   |       |
| T6x50, T7x50, T8x50, T9x50, T10x50, T15x75, T20x75           |            |   |       |
| 704  |            |   |       |
| H1.5x50, H2x50, H2.5x50, H3x75                               |            |   |       |



## ELECTRONIC SCREWDRIVERS

### 7372I



### SLOTTED SCREWDRIVER

- Precision screwdriver for slotted head screws
- Handle: Conical slender plastic handle. Impact resistant
- Blade: High quality steel. Chrome plated and entirely hardened. Black finish tip for higher accuracy
- Blade plastic protection up to the tip
- ISO 2380-1A

|              | <br>731415 |    | <br>mm | <br>mm | <br>mm | <br>mm | <br>mm | <br>g |
|--------------|------------|----|--------|--------|--------|--------|--------|-------|
| 7372I-2-63   | 1398668    | 10 | 0.4    | 2.0    | 63     | 13x80  | 143    | 10    |
| 7372I-2.5-75 | 1399047    | 10 | 0.4    | 2.5    | 75     | 13x80  | 155    | 13    |
| 7372I-3-80   | 1341602    | 10 | 0.5    | 3.0    | 80     | 13x80  | 165    | 27    |



## 900T

### HEXAGONAL




- T-handle screwdriver for hexagonal head screws
- Handle: 2-component soft grip handle provides extra comfort and reduces pressure points in the hand
- Blade: High quality steel. Chrome plated and entirely hardened. Black finish tip for higher accuracy
- The long blade allows to apply a controlled torque and provides an easy access to screws requiring depth
- The short 90° blade is used for extreme torque or to work in areas where height is limited
- Branding: Size and part number laser branded on the blade for easier identification

|              | <br>731415 |   | <br>mm |     |     |        | <br>g |
|--------------|------------|---|--------|-----|-----|--------|-------|
| 900T-020-100 | 3018106    | 5 | 2      | 150 | 103 | 50x85  | 23    |
| 900T-025-100 | 3018113    | 5 | 2.5    | 150 | 103 | 50x85  | 25    |
| 900T-030-100 | 3018120    | 5 | 3      | 150 | 103 | 50x85  | 28    |
| 900T-040-150 | 3018137    | 5 | 4      | 188 | 136 | 50x85  | 48    |
| 900T-050-150 | 3018144    | 5 | 5      | 195 | 136 | 60x105 | 59    |
| 900T-060-200 | 3018151    | 5 | 6      | 245 | 185 | 60x105 | 73    |
| 900T-080-200 | 3018168    | 5 | 8      | 245 | 185 | 60x105 | 150   |
| 900T-100-200 | 3018175    | 5 | 10     | 245 | 185 | 60x105 | 210   |

## 901T

### TORX®



- T-handle screwdriver for TORX® head screws
- Handle: 2-component soft grip handle provides extra comfort and reduces pressure points in the hand
- Blade: High quality steel. Chrome plated and entirely hardened. Black finish tip for higher accuracy
- The long blade allows to apply a controlled torque and provides an easy access to screws requiring depth
- The short 90° blade is used for extreme torque or to work in areas where height is limited
- Branding: Size and part number laser branded on the blade for easier identification


|              | <br>731415 |   |      | <br>mm |     |     |        | <br>g |
|--------------|------------|---|------|--------|-----|-----|--------|-------|
| 901T-006-100 | 3018182    | 5 | T 6  | 1,65   | 153 | 103 | 50x85  | 37    |
| 901T-007-100 | 3018199    | 5 | T 7  | 1,97   | 153 | 103 | 50x85  | 37    |
| 901T-008-100 | 3018205    | 5 | T 8  | 2,30   | 153 | 103 | 50x85  | 37    |
| 901T-009-100 | 3018212    | 5 | T 9  | 2,48   | 153 | 103 | 50x85  | 37    |
| 901T-010-100 | 3018229    | 5 | T 10 | 2,72   | 153 | 103 | 50x85  | 37    |
| 901T-015-150 | 3018236    | 5 | T 15 | 3,26   | 186 | 136 | 50x85  | 42    |
| 901T-020-150 | 3018243    | 5 | T 20 | 3,84   | 186 | 136 | 50x85  | 42    |
| 901T-025-150 | 3018250    | 5 | T 25 | 4,40   | 196 | 136 | 60x105 | 49    |
| 901T-027-150 | 3018267    | 5 | T 27 | 4,96   | 196 | 136 | 60x105 | 52    |
| 901T-030-200 | 3018274    | 5 | T 30 | 5,49   | 245 | 185 | 60x105 | 61    |
| 901T-040-200 | 3018281    | 5 | T 40 | 6,60   | 245 | 185 | 60x105 | 135   |
| 901T-045-200 | 3018298    | 5 | T 45 | 7,70   | 245 | 185 | 60x105 | 135   |
| 901T-050-200 | 3018304    | 5 | T 50 | 8,79   | 245 | 185 | 60x105 | 139   |



# T-HANDLE SCREWDRIVERS

## 902T

### NUT DRIVER




- T-handle nut driver
- Handle: 2-component soft grip handle provides extra comfort and reduces pressure points in the hand
- Blade: High quality steel. Chrome plated and entirely hardened
- Branding: Size and part number laser branded on the blade for easier identification

|              | <br>731415 |   | <br>mm |     |     |        | <br>g |
|--------------|------------|---|--------|-----|-----|--------|-------|
| 902T-050-150 | 3018311    | 5 | 5      | 186 | 136 | 50x85  | 77    |
| 902T-055-150 | 3018328    | 5 | 5.5    | 186 | 136 | 50x85  | 77    |
| 902T-060-150 | 3018335    | 5 | 6      | 186 | 136 | 50x85  | 77    |
| 902T-070-175 | 3018342    | 5 | 7      | 220 | 160 | 60x105 | 77    |
| 902T-080-175 | 3018359    | 5 | 8      | 220 | 160 | 60x105 | 112   |
| 902T-090-175 | 3018366    | 5 | 9      | 220 | 160 | 60x105 | 98    |
| 902T-100-175 | 3018373    | 5 | 10     | 220 | 160 | 60x105 | 155   |
| 902T-110-175 | 3018380    | 5 | 11     | 220 | 160 | 60x105 | 155   |
| 902T-120-175 | 3018397    | 5 | 12     | 220 | 160 | 60x105 | 155   |
| 902T-130-175 | 3018403    | 5 | 13     | 220 | 160 | 60x105 | 155   |

## 904T

### BIT HOLDER

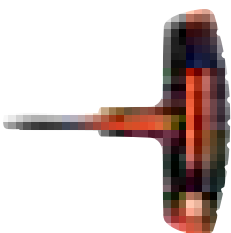


- Bit holder 1/4"
- Handle: 2-component soft grip handle provides extra comfort and reduces pressure points in the hand
- Blade: High quality steel. Chrome plated and entirely hardened
- Branding: Part number laser branded on the blade for easier identification

|              | <br>731415 |   | <br>mm |     |     |        | <br>g |
|--------------|------------|---|--------|-----|-----|--------|-------|
| 904T-060-150 | 3019837    | 5 | 1/4"   | 180 | 120 | 60x105 | 125   |

## 905T

### SOCKET DRIVER




- 1/4" socket driver
- Handle: 2-component soft grip handle provides extra comfort and reduces pressure points in the hand
- Blade: High quality steel. Chrome plated and entirely hardened
- Branding: Part number laser branded on the blade for easier identification

|              | <br>731415 |   | <br>mm |     |    |        | <br>g |
|--------------|------------|---|--------|-----|----|--------|-------|
| 905T-060-100 | 3019844    | 5 | 1/4"   | 100 | 60 | 60x105 | 90    |



## 903T-1



## SETS

- T-handle screwdriver set, 6 pcs
- For hexagonal head screws
- In clamshell packaging

|        |            |   |       |
|--------|------------|---|-------|
|        | <br>731415 |   | <br>g |
| 903T-1 | 3018410    | 1 | 855   |

900T  
3 - 4 - 5 - 6 - 8 - 10 mm



## 903T-2



## SETS


- T-handle screwdriver set, 6 pcs
- For TORX® head screws
- In clamshell packaging

|        |            |   |       |
|--------|------------|---|-------|
|        | <br>731415 |   | <br>g |
| 903T-2 | 3018427    | 1 | 400   |

901T  
T 10, T 15, T 20, T 25, T 30, T 40



## 903T-3



## SETS

- T-handle nut driver set, 6 pcs
- In clamshell packaging

|        |            |   |       |
|--------|------------|---|-------|
|        | <br>731415 |   | <br>g |
| 903T-3 | 3018434    | 1 | 810   |

902T  
5 - 6 - 7 - 8 - 10 - 13 mm







# SPECIAL SCREWDRIVERS

806

## VOLTAGE TESTER



- Mains tester 150-250V
- Handle: Clear transparent plastic handle, impact resistant
- Blade: High quality steel. Nickel plated blade. Plastic protection up to the tip
- According to DIN VDE 0680/6 GS-marked
- 806-1-3; auto tester 6-24V



|         | <br>731151 |   | <br>mm | <br>mm | <br>mm | <br>mm | <br>mm | <br>mm | <br>g |
|---------|------------|---|--------|--------|--------|--------|--------|--------|-------|
| 806-1-1 | 8003760    | 6 | 0.6    | 3.0    | 65     | 75     | 140    | 30     |       |
| 806-1-2 | 0183258    | 6 | -      | 3.5    | 100    | 90     | 190    | 29     |       |
| 806-1-3 | 0183265    | 6 | -      | 3      | 45     | 75     | 120    | 22     |       |

8045LVDE

## VOLTAGE TESTER



- Mains tester up to 250V
- Handle: Clear transparent plastic handle, impact resistant. Light model with cylindrical handle and clip
- Blade: High quality steel. Chrome plated blade. Plastic protection up to the tip. Black finish tip
- According to DIN VDE 0680/6 GS-marked



|          | <br>731415 |    | <br>mm | <br>mm | <br>mm | <br>mm | <br>mm | <br>g |
|----------|------------|----|--------|--------|--------|--------|--------|-------|
| 8045LVDE | 1509163    | 10 | 0.5    | 3.5    | 42     | 16x90  | 134    | 28    |

8045VDE

## VOLTAGE TESTER



- Mains tester up to 250V
- Handle: Clear transparent plastic handle, impact resistant
- Blade: High quality steel. Chrome plated blade. Plastic protection up to the tip. Black finish tip
- According to DIN VDE 0680/6 GS-marked

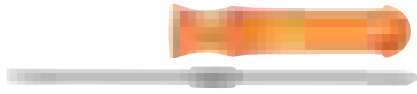


|         | <br>731415 |    | <br>mm | <br>mm | <br>mm | <br>mm | <br>mm | <br>g |
|---------|------------|----|--------|--------|--------|--------|--------|-------|
| 8045VDE | 1317256    | 10 | 0.5    | 3.5    | 77     | 14x92  | 170    | 40    |

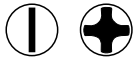


## 1019/1067/13561

### REVERSIBLE SCREWDRIVERS




- Reversible blade screwdriver for slotted and Phillips head screws
- Handle: Impact resistant plastic handle
- Blade: High performance alloy steel. Nickel plated blade



|       | <br>841281 |    | <br>mm | <br>mm |      | <br>mm | <br>g |
|-------|------------|----|--------|--------|------|--------|-------|
| 1019  | 4010199    | 10 | 1,2    | 6      | PH 2 | 156    | 26    |
| 1067  | 4010670    | 10 | 0,8    | 4,5    | PH 1 | 120    | 30    |
| 13561 | 4135618    | 10 | 1,2    | 6,0    | PH 2 | 156    | 48    |

## 6

### REVERSIBLE SCREWDRIVERS



- Reversible blade screwdriver set, 6 pcs
- PH 0, PH 1, PH 2 and slotted 3,5-5,0-6,5
- In plastic pouch with hanging hole



|   | <br>841281 |   |                  |             | <br>g |
|---|------------|---|------------------|-------------|-------|
| 6 | 4220048    | 1 | PH 0, PH 1, PH 2 | 3,5-5,0-6,5 | 250   |

## 2252

### TRIMMER'S TOOL



- Trimmer's tool
- Handle: Impact resistant plastic handle. Metallic cap
- Blade: High quality steel. Through blade

|      | <br>731415 |   | <br>mm | <br>mm | <br>mm | <br>mm | <br>g |
|------|------------|---|--------|--------|--------|--------|-------|
| 2252 | 1062224    | 1 | 7      | 95     | 27x130 | 230    | 125   |

## M780

### MAGNETISER



- For magnetising and demagnetising of screwdriver blades, tweezers, and other tools made of steel
- Extremely durable plastic box


|      | <br>731415 |   | <br>mm   | <br>g |
|------|------------|---|----------|-------|
| M780 | 1826215    | 1 | 50x52x29 | 95    |



## SPECIAL SCREWDRIVERS

M781

### MAGNETISER



- For magnetising and demagnetising of screwdriver blades, tweezers, scissors and other tools made of steel
- Comfortable handle for easy use
- Hanging hole



M781

3016218

5

40x125x22

35

BKE850901

### BICYCLE TOOL



- Special mixed pocket set for bicycle
- In a metal holder. Tool set pouch in canvas with sleeve for waist-belt. Clamshell packed with info card
- 17 different tools
  - sockets 1/4", 8, 9, 10 mm
  - socket driver 1/4"
  - screwdrivers 0.8 x 5.0, PH 2, HEX 2, 2.5, 3, 4, 5, 6, 8
  - open end spanners 9, 13, 14 mm
  - spoke aligner



BKE850901

3013446

10

35x200x170

315








## 1997M

### CHROME PLATED KEYS FOR HEX SCREWS, METRIC




- Offset screwdriver for hexagon head screws, metric
- High quality steel, entirely hardened
- Black finish up to 3 mm; from 3,5 mm and above chrome plated
- Size stamped in the blade for easy identification
- ISO 2936





|  | <br>731415 |  | <br>mm | a<br>mm | b<br>mm | <br>g |
|---|---|--|---|---------|---------|--|
| 1997M-1.5   | 1302054   | 10   | 1.5   | 16      | 47      | 1  |
| 1997M-2   | 1059262   | 10   | 2   | 18      | 52      | 1  |
| 1997M-2.5   | 1059279   | 10   | 2.5   | 21      | 59      | 3  |
| 1997M-3   | 1059286   | 10   | 3   | 23      | 66      | 4  |
| 1997M-3.5   | 1302078   | 10   | 3.5   | 26      | 70      | 6  |
| 1997M-4   | 1059293   | 10   | 4   | 29      | 74      | 10   |
| 1997M-4.5   | 1302085   | 10   | 4.5   | 31      | 80      | 15   |
| 1997M-5   | 1059309   | 10   | 5   | 33      | 85      | 17   |
| 1997M-6   | 1059316   | 10   | 6   | 38      | 96      | 30   |
| 1997M-7   | 1059323   | 10   | 7   | 41      | 102     | 45   |
| 1997M-8   | 1059330   | 10   | 8   | 44      | 108     | 65   |
| 1997M-9   | 1059347   | 10   | 9   | 47      | 114     | 90   |
| 1997M-10  | 1059354   | 10   | 10  | 50      | 122     | 115  |
| 1997M-11  | 1059361   | 10   | 11  | 53      | 129     | 150  |
| 1997M-12  | 1059378   | 5  | 12  | 57      | 137     | 190  |
| 1997M-14  | 1059385   | 5  | 14  | 70      | 154     | 250  |
| 1997M-16  | 1059392   | 1  | 16  | 73      | 168     | 375  |
| 1997M-17  | 1059408   | 1  | 17  | 80      | 177     | 508  |
| 1997M-19  | 1059415   | 1  | 19  | 89      | 199     | 690  |

## 1997M/T

### CHROME PLATED KEYS SETS, METRIC



- Set of chrome plated hexagon offset screwdrivers, metric
- In plastic wallet
- Sizes marked at the top of the wallet, for an easy selection

|  | <br>731151 |  | <br>g |
|---|--|---|--|
| 1997M/7T  | 1059439  | 1   | 200  |
| 1997M/10T   | 1302108  | 1   | 195  |
| 1997M/11T   | 1059453  | 1   | 760  |

1997M/7T  
2, 3, 4, 5, 6, 7, 8 mm



1997M/10T  
1.5, 2, 2.5, 3, 3.5, 4, 4.5, 5, 6, 8 mm



1997M/11T  
2, 3, 4, 5, 6, 7, 8, 9, 10, 11, 12 mm





# OFFSET SCREWDRIVERS

**BE-9778**

## CHROME PLATED KEYS SETS, METRIC



- Set of chrome plated hexagon offset screwdrivers, 9 pcs, metric
- 2-component compact holder enables easy removal of individual keys
- All sizes marked on the holder for an easy selection
- Hanging hole




|         |            |   |       |
|---------|------------|---|-------|
|         | <br>731415 |   | <br>g |
| BE-9778 | 0123780    | 1 | 305   |

BE-9778  
1.5, 2, 2.5, 3, 4, 5, 6, 8, 10 mm



**1999M/7H**

## ZINC PLATED KEYS SET, METRIC



- Set of zinc plated hexagon offset screwdrivers, 7 pcs, metric
- In metallic folder with lever action



|          |            |   |                        |       |
|----------|------------|---|------------------------|-------|
|          | <br>731415 |   | <br>mm                 | <br>g |
| 1999M/7H | 1801076    | 1 | 2.5, 3, 4, 5, 6, 8, 10 | 380   |








## 1998M

### NICKEL PLATED KEYS FOR HEX SCREWS, METRIC




- Offset screwdriver for hexagon head screws, metric
- High quality steel, entirely hardened
- Nickel plated
- Size stamped in the blade for easy identification
- ISO 2936





|  | <br>731415 |  | <br>mm | a<br>mm | b<br>mm | <br>g |
|---|---|--|---|---------|---------|--|
| 1998M-1.5   | 0185719   | 1  | 1.5   | 15      | 47      | 1  |
| 1998M-2   | 0185726   | 10   | 2   | 18      | 52      | 1  |
| 1998M-2.5   | 0185733   | 1  | 2.5   | 21      | 59      | 3  |
| 1998M-3   | 0185740   | 1  | 3.0   | 23      | 66      | 4  |
| 1998M-4   | 0185757   | 1  | 4.0   | 29      | 74      | 10   |
| 1998M-5   | 0185764   | 1  | 5.0   | 33      | 85      | 18   |
| 1998M-6   | 0185863   | 1  | 6.0   | 38      | 96      | 29   |
| 1998M-7   | 0185771   | 1  | 7.0   | 41      | 102     | 41   |
| 1998M-8   | 0185788   | 1  | 8.0   | 44      | 108     | 57   |
| 1998M-9   | 0185795   | 1  | 9.0   | 47      | 114     | 76   |
| 1998M-10  | 0185801   | 1  | 10  | 50      | 122     | 100  |
| 1998M-12  | 0185818   | 1  | 12.0  | 57      | 137     | 163  |
| 1998M-14  | 0185825   | 1  | 14.0  | 70      | 154     | 253  |
| 1998M-17  | 0185832   | 1  | 17.0  | 80      | 177     | 427  |
| 1998M-19  | 0185849   | 1  | 19.0  | 89      | 199     | 600  |
| 1998M-22  | 0185856   | 1  | 22.0  | 102     | 222     | 910  |

## 1998M/

### NICKEL PLATED KEYS SETS, METRIC



- Set of nickel plated hexagon offset screwdrivers, metric
- In plastic wallet
- Sizes marked at the top of the wallet, for an easy selection
- Hanging hole

|  | <br>731415 |  | <br>g |
|---|--|---|--|
| 1998M/6T  | 0186204  | 1   | 76   |
| 1998M/8T  | 0186211  | 1   | 180  |
| 1998M/10T   | 0186228  | 1   | 380  |
| 1998M/11T   | 0186235  | 1   | 570  |
| 1998M/15T   | 0186242  | 1   | 2920   |

1998M/6T  
2, 2.5, 3, 4, 5, 6 mm



1998M/8T  
2, 2.5, 3, 4, 5, 6, 7, 8 mm



1998M/10T  
2, 2.5, 3, 4, 5, 6, 7, 8, 9, 10 mm



1998M/11T  
2, 2.5, 3, 4, 5, 6, 7, 8, 9, 10, 12 mm



1998M/15T  
2, 2.5, 3, 4, 5, 6, 7, 8, 9, 10, 12, 14, 17, 19, 22 mm





# OFFSET SCREWDRIVERS

## BE-9878

### NICKEL PLATED KEYS SETS, METRIC



- Set of nickel plated hexagon offset screwdrivers, 9 pcs, metric
- 2-component compact holder enables easy removal of each key
- All sizes marked on the holder for an easy selection
- Hanging hole

|         |            |   |       |
|---------|------------|---|-------|
|         | <br>731415 |   | <br>g |
| BE-9878 | 0186259    | 1 | 305   |

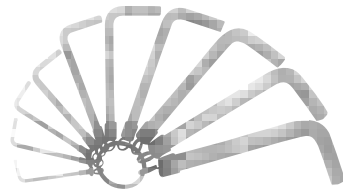


BE-9878  
1.5, 2, 2.5, 3, 4, 5, 6, 8, 10 mm



## 1998M/8R

### NICKEL PLATED KEYS SETS, METRIC



- Set of nickel plated hexagon offset screwdrivers, 8 pcs, metric
- On ring

|          |            |   |       |
|----------|------------|---|-------|
|          | <br>731415 |   | <br>g |
| 1998M/8R | 0186266    | 1 | 175   |



1998M/8R  
2, 2.5, 3, 4, 5, 6, 7, 8 mm



## 1995M

### BLACK KEYS FOR HEX SCREWS, METRIC



- Offset screwdriver for hexagon head screws, metric
- High quality steel, entirely hardened
- Black finish
- Size stamped in the blade for easy identification
- ISO 2936




|           | <br>731415 |    | <br>mm | a<br>mm | b<br>mm | <br>g |
|-----------|------------|----|--------|---------|---------|-------|
| 1995M-1.5 | 0122158    | 10 | 1.5    | 15      | 47      | 1     |
| 1995M-2   | 0122745    | 10 | 2.0    | 18      | 52      | 2     |
| 1995M-2,5 | 0122752    | 10 | 2.5    | 21      | 59      | 3     |
| 1995M-3   | 0122769    | 10 | 3.0    | 23      | 66      | 5     |
| 1995M-4   | 0122776    | 10 | 4.0    | 29      | 74      | 10    |
| 1995M-5   | 0122790    | 10 | 5.0    | 33      | 85      | 13    |
| 1995M-6   | 0122813    | 10 | 6.0    | 38      | 96      | 29    |
| 1995M-7   | 0122837    | 10 | 7.0    | 41      | 102     | 41    |
| 1995M-8   | 0122851    | 10 | 8.0    | 44      | 108     | 57    |
| 1995M-9   | 0122875    | 10 | 9.0    | 47      | 114     | 76    |
| 1995M-10  | 0122912    | 10 | 10     | 50      | 122     | 100   |
| 1995M-12  | 0122943    | 10 | 12     | 57      | 137     | 163   |
| 1995M-14  | 0122967    | 10 | 14     | 70      | 154     | 253   |
| 1995M-17  | 0122974    | 10 | 17     | 80      | 177     | 427   |
| 1995M-19  | 0122981    | 10 | 19     | 89      | 199     | 600   |
| 1995M-22  | 0122998    | 10 | 22     | 102     | 222     | 910   |



## 1995LM

### BLACK KEYS FOR HEX SCREWS, LONG METRIC



- Offset screwdriver for hexagon head screws, metric
- High quality steel, entirely hardened
- Black finish
- Size stamped in the blade for easy identification
- Long arm provides higher torque transmission and accessibility
- ISO 2936

|            | <br>731415 |    | <br>mm | a<br>mm | b<br>mm | <br>g |
|------------|------------|----|--------|---------|---------|-------|
| 1995LM-1.5 | 0122172    | 10 | 1.5    | 15      | 91      | 1     |
| 1995LM-2   | 0122189    | 10 | 2      | 18      | 102     | 3     |
| 1995LM-2,5 | 0123162    | 10 | 2.5    | 21      | 114     | 5     |
| 1995LM-3   | 0123179    | 10 | 3.0    | 23      | 129     | 8     |
| 1995LM-4   | 0123186    | 10 | 4.0    | 29      | 144     | 17    |
| 1995LM-5   | 0123209    | 10 | 5.0    | 33      | 165     | 31    |
| 1995LM-6   | 0123216    | 10 | 6.0    | 38      | 186     | 51    |
| 1995LM-7   | 0123223    | 10 | 7.0    | 41      | 197     | 64    |
| 1995LM-8   | 0123230    | 10 | 8.0    | 44      | 208     | 100   |
| 1995LM-9   | 0123247    | 10 | 9.0    | 47      | 219     | 134   |
| 1995LM-10  | 0123254    | 10 | 10     | 50      | 234     | 175   |
| 1995LM-12  | 0123261    | 10 | 12     | 57      | 262     | 283   |
| 1995LM-14  | 0123278    | 10 | 14     | 70      | 294     | 439   |

## 1995M/

### BLACK KEYS SETS, METRIC



- Set of black finish hexagon offset screwdrivers, metric
- In plastic wallet
- Sizes marked at the top of the wallet, for easy selection
- Hanging hole

|           | <br>731415 |   | <br>g |
|-----------|------------|---|-------|
| 1995M/6T  | 0123629    | 1 | 75    |
| 1995M/8T  | 0123636    | 1 | 180   |
| 1995M/10T | 0123643    | 1 | 365   |
| 1995M/11T | 0123650    | 1 | 535   |
| 1995M/15T | 0123667    | 1 | 2800  |



1995M/6T  
2, 2.5, 3, 4, 5, 6 mm



1995M/8T  
2, 2.5, 3, 4, 5, 6, 7, 8 mm



1995M/10T  
2, 2.5, 3, 4, 5, 6, 7, 8, 9, 10 mm



1995M/11T  
2, 2.5, 3, 4, 5, 6, 7, 8, 9, 10, 12 mm



1995M/15T  
2, 2.5, 3, 4, 5, 6, 7, 8, 9, 10, 12, 14, 17, 19, 22 mm







# OFFSET SCREWDRIVERS

## BE-9578

### BLACK KEYS SETS, METRIC



- Set of black finish hexagon offset screwdrivers, 9 pcs, metric
- 2-component compact holder enables easy removal of each key
- All sizes marked onto the lid for an easy selection
- Hanging hole



|         |            |   |       |
|---------|------------|---|-------|
|         | <br>731415 |   | <br>g |
| BE-9578 | 0123803    | 1 | 270   |

BE-9578  
1.5, 2, 2.5, 3, 4, 5, 6, 8, 10 mm



## BE-9777B

### BLACK KEYS SETS, METRIC



- Set of black finish hexagon offset screwdrivers, 7 pcs, metric
- 2-component soft grip handle
- Resistant to impact, does not conduct heat or cold or rust
- Wide opening push button for automatic release of the blades
- For different working positions
- Positive stop at 270°, for maximum leverage
- Easy to store
- Retail packaging with hanger




|          |            |   |                        |       |
|----------|------------|---|------------------------|-------|
|          | <br>731415 |   | <br>mm                 | <br>g |
| BE-9777B | 0188734    | 6 | 2.5, 3, 4, 5, 6, 8, 10 | 290   |








## BE-9776/BE-9777

### BLACK KEYS SETS, METRIC



- Set of black finish hexagon offset screwdrivers, 7 pcs, metric
- In high quality impact resistant folder
- Allows many different working positions
- Positive stop at 270° degrees, for maximum leverage
- Easy to store
- Retail packaging with hanger



|  | <br>731415 |  | <br>mm | <br>g |
|---|---|---|---|--|
| BE-9776   | 0056545   | 6   | 1.5, 2, 2.5, 3, 4, 5, 6   | 150  |
| BE-9777   | 0056552   | 6   | 2.5, 3, 4, 5, 6, 8, 10  | 410  |

## BE-9588

### BLACK KEYS SETS, METRIC



- Set of long black finish hexagon offset screwdrivers, 9 pcs metric
- 2-component compact holder enables easy removal of individual keys
- All sizes marked on the holder for an easy selection
- Hanging hole



|  | <br>731151 |  | <br>g |
|---|--|---|--|
| BE-9588   | 0123810  | 1   | 435  |

BE-9588  
1.5, 2, 2.5, 3, 4, 5, 6, 8, 10 mm





# OFFSET SCREWDRIVERS

## 1995Z

### BLACK KEYS FOR HEX SCREWS, INCH



- Offset screwdriver for hexagon head screws, inch
- High quality steel, entirely hardened
- Black finish
- Size stamped in the blade

|            | <br>731415 |    |      | a<br>mm | b<br>mm |     |
|------------|------------|----|------|---------|---------|-----|
| 1995Z-1/16 | 0122165    | 10 | 1/16 | 15      | 47      | 1   |
| 1995Z-5/64 | 0123001    | 10 | 5/64 | 18      | 52      | 2   |
| 1995Z-3/32 | 0123018    | 10 | 3/32 | 21      | 59      | 3   |
| 1995Z-1/8  | 0123025    | 10 | 1/8  | 23      | 66      | 5   |
| 1995Z-5/32 | 0123049    | 10 | 5/32 | 29      | 74      | 10  |
| 1995Z-3/16 | 0123056    | 10 | 3/16 | 33      | 85      | 16  |
| 1995Z-7/32 | 0123063    | 10 | 7/32 | 35.5    | 91      | 24  |
| 1995Z-1/4  | 0123070    | 10 | 1/4  | 38      | 96      | 32  |
| 1995Z-5/16 | 0123087    | 10 | 5/16 | 44      | 108     | 60  |
| 1995Z-3/8  | 0123094    | 10 | 3/8  | 50      | 122     | 100 |
| 1995Z-7/16 | 0123100    | 10 | 7/16 | 53      | 129     | 140 |
| 1995Z-1/2  | 0123117    | 10 | 1/2  | 63      | 145     | 182 |
| 1995Z-5/8  | 0123131    | 10 | 5/8  | 76      | 168     | 370 |
| 1995Z-3/4  | 0123155    | 10 | 3/4  | 89      | 199     | 601 |

## BE-9787

### BLACK KEYS SETS, INCH




- Set of black finish hexagon offset screwdrivers, 7 pcs, inch
- In high quality impact resistant folder
- Allows many different working positions
- Positive stop at 270°, for maximum leverage
- Easy to store
- Retail packaging with hanger

|         | <br>731415 |   |                                       |     |
|---------|------------|---|---------------------------------------|-----|
| BE-9787 | 0056569    | 6 | 3/32, 1/8, 5/32, 3/16, 1/4, 5/16, 3/8 | 410 |



## 1996M

### BLACK KEYS FOR HEX SCREWS, LONG BALL END



- Offset ball end screwdriver for hexagon head screws, metric
- High quality steel, entirely hardened
- Black finish
- Size stamped in the blade for easy identification
- Long arm provides higher torque transmission and accessibility
- Ball end allows to easily insert the key in the screw head from a range of angles
- More efficient and time saving than a standard hex key
- ISO 2936

|           | <br>731415 |    |     | a<br>mm | b<br>mm | <br>g |
|-----------|------------|----|-----|---------|---------|-------|
| 1996M-1.5 | 0122202    | 10 | 1.5 | 15      | 91      | 1     |
| 1996M-2   | 0122653    | 10 | 2.0 | 18      | 102     | 3     |
| 1996M-2.5 | 0122660    | 10 | 2.5 | 21      | 114     | 5     |
| 1996M-3   | 0122677    | 10 | 3.0 | 23      | 129     | 8     |
| 1996M-4   | 0122684    | 10 | 4.0 | 29      | 144     | 17    |
| 1996M-5   | 0122691    | 10 | 5.0 | 33      | 165     | 31    |
| 1996M-6   | 0122707    | 10 | 6.0 | 38      | 186     | 50    |
| 1996M-8   | 0122714    | 10 | 8.0 | 44      | 208     | 100   |
| 1996M-10  | 0122721    | 10 | 10  | 50      | 234     | 171   |
| 1996M-12  | 0122738    | 10 | 12  | 57      | 262     | 275   |

## BE-9765/BE-9770

### BLACK KEYS SETS FOR HEX SCREWS, LONG BALL END



- Set of long ball end black finish hexagon offset screwdrivers, metric
- In plastic holder
- All sizes branded onto the lid for an easy selection
- Hanging hole

|         | <br>731415 |   | <br>g |
|---------|------------|---|-------|
| BE-9765 | 0055128    | 3 | 60    |
| BE-9770 | 0027712    | 3 | 355   |

BE-9765  
1.5, 2, 2.5, 3, 4, 5 mm



BE-9770  
1.5, 2, 2.5, 3, 4, 5, 6, 8, 10 mm





## OFFSET SCREWDRIVERS

### BE-9678

### BLACK KEYS SETS FOR HEX SCREWS, LONG BALL END



- Set of long ball end black finish hexagon offset screwdrivers, 9 pcs, metric
- 2-component compact holder enables easy removal of keys
- All sizes marked on the holder for an easy selection
- Hanging hole



|  |            |   |       |
|--|------------|---|-------|
|  | <br>731415 |   | <br>g |
| BE-9678                                      | 0123827    | 1 | 430   |
| BE-9678<br>1.5, 2, 2.5, 3, 4, 5, 6, 8, 10 mm |            |   |       |

### BE-9688

### BLACK KEYS SETS FOR HEX SCREWS, LONG BALL END



- Set of long ball end black finish hexagon offset screwdrivers, 9 pcs, metric
- 2-component compact holder enables easy removal of each individual key without having to move any other of the set
- Magnet/demagnetising function integrated in the holder
- All sizes marked on the holder for an easy selection
- Hanging hole



|  |            |   |       |
|--|------------|---|-------|
|  | <br>731415 |   | <br>g |
| BE-9688                                      | 0123834    | 1 | 450   |
| BE-9688<br>1.5, 2, 2.5, 3, 4, 5, 6, 8, 10 mm |            |   |       |



## BE-9775-BE-9785

## BLACK KEYS SETS FOR HEX SCREWS, LONG BALL END



- Set of long ball end black finish hexagon offset screwdrivers, inch
- In plastic holder
- All sizes marked on the holder for an easy selection
- Hanging hole

|         | <br>731415 |   | <br>g |
|---------|------------|---|-------|
| BE-9775 | 0056330    | 3 | 70    |
| BE-9780 | 0033386    | 3 | 240   |
| BE-9785 | 0056347    | 3 | 370   |

BE-9775

5/64, 3/32, 1/4, 1/8, 1/16, 5/32, 3/16



BE-9780

0.050, 1/16, 5/64, 3/32, 7/64, 1/8, 9/64, 5/32, 3/16, 7/32, 1/4, 5/16



BE-9785

0.050, 1/16, 5/64, 3/32, 7/64, 1/8, 9/64, 5/32, 3/16, 7/32, 1/4, 5/16, 3/8



## 1995TORX

## BLACK KEYS FOR TORX® SCREWS




- Offset screwdrivers for TORX® head screws
- High performance alloy steel, entirely hardened
- Black finish
- Size laser marked on the blade for easy identification
- Long arm provides higher torque transmission and accessibility

|              | <br>731415 |   |      | a<br>mm | b<br>mm | <br>g |
|--------------|------------|---|------|---------|---------|-------|
| 1995TORX-T6  | 0122196    | 5 | T 6  | 15      | 75      | 4     |
| 1995TORX-T7  | 0123285    | 5 | T 7  | 16      | 80      | 4     |
| 1995TORX-T8  | 0123292    | 5 | T 8  | 16      | 80      | 5     |
| 1995TORX-T9  | 0122219    | 5 | T 9  | 16      | 80      | 60    |
| 1995TORX-T10 | 0123308    | 5 | T 10 | 17      | 86      | 5.4   |
| 1995TORX-T15 | 0123322    | 5 | T 15 | 18      | 90      | 10    |
| 1995TORX-T20 | 0123339    | 5 | T 20 | 19      | 95      | 11    |
| 1995TORX-T25 | 0123346    | 5 | T 25 | 20      | 100     | 17    |
| 1995TORX-T27 | 0123353    | 5 | T 27 | 21      | 105     | 19    |
| 1995TORX-T30 | 0123360    | 5 | T 30 | 24      | 114     | 29    |
| 1995TORX-T40 | 0123377    | 5 | T 40 | 26      | 124     | 43    |
| 1995TORX-T45 | 0123407    | 5 | T 45 | 29      | 133     | 61    |
| 1995TORX-T50 | 0123421    | 5 | T 50 | 32      | 152     | 88    |



# OFFSET SCREWDRIVERS

## 1995TORX/



## BLACK KEYS SET FOR TORX® SCREWS

- Set of black finish offset screwdrivers, for TORX® head screws in plastic wallet. Sizes marked at the top of the wallet, for an easy selection
- Hanging hole

|   | <br>731415 |   | <br>g |
|---|------------|---|-------|
| 1995TORX/4T   | 0123674    | 1 | 200   |
| 1995TORX/7T   | 0123711    | 1 | 155   |
| 1995TORX/11T  | 0123742    | 1 | 325   |
| 1995TORX/13T  | 0123759    | 1 | 335   |
| <b>1995TORX/4T</b>  |            |   |       |
| T10, T20, T30, T40  |            |   |       |
| <b>1995TORX/7T</b>  |            |   |       |
| T10, T15, T20, T25, T27, T30, T40                           |            |   |       |
| <b>1995TORX/11T</b>   |            |   |       |
| T7, T9, T10, T15, T20, T25, T27, T30, T40, T45, T50         |            |   |       |
| <b>1995TORX/13T</b>   |            |   |       |
| T6, T7, T8, T9, T10, T15, T20, T25, T27, T30, T40, T45, T50 |            |   |       |

## BE-9575



## BLACK KEYS SET FOR TORX® SCREWS

- Set of long black finish offset screwdriver for TORX® head screws, 8 pcs
- 2-component compact holder enables easy removal of individual key
- All sizes marked on the holder for an easy selection
- Hanging hole

|                                       | <br>731415 |   | <br>g |
|---------------------------------------|------------|---|-------|
| BE-9575                               | 0123841    | 1 | 180   |
| <b>BE-9575</b>                        |            |   |       |
| T9, T10, T15, T20, T25, T27, T30, T40 |            |   |       |

## BE-9585



## BLACK KEYS SET FOR TORX® SCREWS


- Set of long black finish offset screwdrivers, for TORX® head screws, 8 pcs
- 2-component compact holder enables easy removal of individual keys
- Magnet/demagnetising function integrated in the holder
- All sizes marked onto the holder for an easy selection
- Hanging hole

|                                       | <br>731415 |   | <br>g |
|---------------------------------------|------------|---|-------|
| BE-9585                               | 0123858    | 1 | 180   |
| <b>BE-9585</b>                        |            |   |       |
| T9, T10, T15, T20, T25, T27, T30, T40 |            |   |       |



## BE-8975B

### BLACK KEYS SET FOR TORX® SCREWS




- Set of black finish offset screwdrivers for TORX® head screws, 8 pcs
- 2-component soft grip handle. Resistant to impact, does not conduct heat or cold or rust
- Wide opening push button for automatic release of the blades
- For different working positions
- Positive stop at 270°, for maximum leverage
- Easy to store
- Retail packaging with hanger

|          |            |   |  |     |
|----------|------------|---|--|-----|
|          | <br>731415 |   |  |     |
| BE-8975B | 0188741    | 6 | T9, T10, T15, T20, T25, T27, T30, T 40 | 290 |

## BE-8975

### BLACK KEYS SET FOR TORX® SCREWS



- Set of black finish offset screwdrivers for TORX® head screws, 8 pcs
- In high quality impact resistant folder
- Allows many different working positions
- Positive stop at 270° degrees, for maximum leverage
- Retail packaging with hanger

|         |            |   |                                       |     |
|---------|------------|---|---------------------------------------|-----|
|         | <br>731415 |   |                                       |     |
| BE-8975 | 0056576    | 6 | T9, T10, T15, T20, T25, T27, T30, T40 | 295 |





# OFFSET SCREWDRIVERS

## 1996TORX

### BLACK KEYS FOR TORX® SCREWS, BALL END



- Offset screwdrivers for TORX® head screws
- High performance alloy steel, entirely hardened
- Black finish
- Size laser marked on blade for easy identification
- Long arm provides higher torque transmission and accessibility
- Ball end allows to easily insert the key in the screw head from a range of angles
- More efficient and time saving than a standard hex key

|              | <br>731415 |   |      | a<br>mm | b<br>mm | Ø<br>mm | <br>g |
|--------------|------------|---|------|---------|---------|---------|-------|
| 1996TORX-T9  | 0122226    | 5 | T 9  | 16      | 80      | 3.0     | 4     |
| 1996TORX-T10 | 0122783    | 5 | T 10 | 17      | 86      | 3.0     | 5     |
| 1996TORX-T15 | 0122806    | 5 | T 15 | 18      | 90      | 4.0     | 7     |
| 1996TORX-T20 | 0122820    | 5 | T 20 | 19      | 95      | 4.0     | 10    |
| 1996TORX-T25 | 0122844    | 5 | T 25 | 20      | 100     | 5.0     | 14    |
| 1996TORX-T27 | 0122868    | 5 | T 27 | 21      | 105     | 5.0     | 22    |
| 1996TORX-T30 | 0122882    | 5 | T 30 | 24      | 114     | 6.0     | 30    |
| 1996TORX-T40 | 0122899    | 5 | T 40 | 26      | 124     | 7.0     | 46    |
| 1996TORX-T45 | 0122905    | 5 | T 45 | 29      | 133     | 8.0     | 61    |
| 1996TORX-T50 | 0122929    | 5 | T 50 | 32      | 152     | 9.0     | 82    |

## 1996TORX/

### BLACK KEYS SET FOR TORX® SCREWS BALL END



- Set of long ball end black finish offset screwdrivers for TORX® head screws, 5 pcs
- In plastic wallet
- Sizes marked at the top of the wallet, for an easy selection
- Hanging hole

|             | <br>731415 |   | <br>g |
|-------------|------------|---|-------|
| 1996TORX/5T | 0123698    | 1 | 200   |

1996TORX/5T  
T10, T20, T25, T30, T40





## BE-9675

### BLACK KEYS SET FOR TORX® SCREWS BALL END



- Set of long ball end black finish offset screwdrivers for TORX® head screws, 8 pcs
- 2-component compact holder enables easy removal of individual keys without having to move any other of the set
- All sizes branded onto the lid for an easy selection
- Hanging hole



|         |            |   |       |
|---------|------------|---|-------|
|         | <br>731415 |   | <br>g |
| BE-9675 | 0123889    | 1 | 175   |

BE-9675  
T9, T10, T15, T20, T25, T27, T30, T40




## 1986TORX

### BLACK KEYS FOR TORX® TAMPER RESISTANT SCREWS



- Offset screwdrivers for TORX® and TORX® tamper resistant head screws
- High performance alloy steel, entirely hardened
- Black finish
- Size laser marked on the blade for easy identification
- Long arm provides higher torque transmission and accessibility



|              | <br>731415 |   |       | Ø<br>mm | b<br>mm | a<br>mm | <br>g |
|--------------|------------|---|-------|---------|---------|---------|-------|
| 1986TORX-T9  | 0122233    | 5 | TR 9  | 3.0     | 80      | 16      | 4     |
| 1986TORX-T10 | 0123537    | 5 | TR 10 | 3.0     | 86      | 17      | 5     |
| 1986TORX-T15 | 0123544    | 5 | TR 15 | 4.0     | 90      | 18      | 8     |
| 1986TORX-T20 | 0123551    | 5 | TR 20 | 4.0     | 95      | 19      | 11    |
| 1986TORX-T25 | 0123568    | 5 | TR 25 | 5.0     | 100     | 20      | 17    |
| 1986TORX-T27 | 0123575    | 5 | TR 27 | 5.0     | 105     | 21      | 19    |
| 1986TORX-T30 | 0123582    | 5 | TR 30 | 6.0     | 114     | 24      | 29    |
| 1986TORX-T40 | 0123599    | 5 | TR 40 | 7.0     | 124     | 26      | 43    |



# OFFSET SCREWDRIVERS

## 1986TORX/



### BLACK KEYS SETS FOR TORX® TAMPER RESISTANT SCREWS

- Set of long black finish offset screwdrivers for TORX® and TORX® tamper resistant head screws, 8 pcs
- In plastic wallet. Sizes marked at the top of the wallet, for easy selection
- Hanging hole

|             |                   |   |       |
|-------------|-------------------|---|-------|
|             |                   |   |       |
| 1986TORX/7T | 731415<br>0123735 | 1 | 200 g |



BE-8675  
TR-9, TR-10, TR-15, TR-20, TR-25, TR-27, TR-30, TR-40



## BE-8675



### BLACK KEYS SETS FOR TORX® TAMPER RESISTANT SCREWS

- Set of long black finish offset screwdrivers for TORX® and TORX® tamper resistant head screws, 8 pcs
- 2-component compact holder enables easy removal of individual keys
- All sizes marked on the holder for easy selection
- Hanging hole

|         |                   |   |       |
|---------|-------------------|---|-------|
|         |                   |   |       |
| BE-8675 | 731415<br>0123872 | 1 | 180 g |



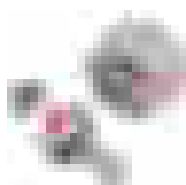
BE-8675  
TR-9, TR-10, TR-15, TR-20, TR-25, TR-27, TR-30, TR-40





## 1976TORX

### BLACK KEYS FOR TORX® PLUS SCREWS




- Offset screwdrivers for TORX® and TORX® PLUS head screws
- High performance alloy steel, entirely hardened
- Black finish
- Size laser marked on the blade for easy identification
- Long arm provides higher torque transmission and accessibility

|              | <br>731415 |   |       | a<br>mm | b<br>mm | Ø<br>mm | <br>g |
|--------------|------------|---|-------|---------|---------|---------|-------|
| 1976TORX-T6  | 0122240    | 5 | IP 6  | 15      | 75      | 2.5     | 4     |
| 1976TORX-T7  | 0123384    | 5 | IP 7  | 16      | 80      | 2.5     | 4     |
| 1976TORX-T8  | 0123391    | 5 | IP 8  | 16      | 80      | 2.5     | 5     |
| 1976TORX-T9  | 0123414    | 5 | IP 9  | 16      | 80      | 3.0     | 5     |
| 1976TORX-T10 | 0123438    | 5 | IP 10 | 17      | 86      | 3.0     | 5     |
| 1976TORX-T15 | 0123452    | 5 | IP 15 | 18      | 90      | 4.0     | 10    |
| 1976TORX-T20 | 0123469    | 5 | IP 20 | 19      | 95      | 4.0     | 10    |
| 1976TORX-T25 | 0123476    | 5 | IP 25 | 20      | 100     | 5.0     | 17    |
| 1976TORX-T27 | 0123490    | 5 | IP 27 | 21      | 105     | 5.0     | 19    |
| 1976TORX-T30 | 0123506    | 5 | IP 30 | 24      | 114     | 6.0     | 29    |
| 1976TORX-T40 | 0123513    | 5 | IP 40 | 26      | 124     | 7.0     | 43    |

## 1976TORX/

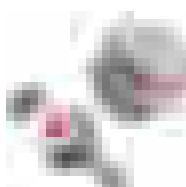
### BLACK KEYS SETS FOR TORX® PLUS SCREWS



- Set of long black finish offset screwdrivers for TORX® PLUS head screws, 5 pcs
- In plastic wallet. Sizes marked at the top of the wallet, for an easy selection
- Hanging hole

|             | <br>731415 |   | <br>g |
|-------------|------------|---|-------|
| 1976TORX/5T | 0126927    | 1 | 0     |

1976TORX/5T  
IP10, IP20, IP25, IP30, IP40





# OFFSET SCREWDRIVERS

## BE-7675

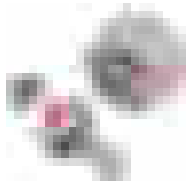
## BLACK KEYS SETS FOR TORX® PLUS SCREWS



- Set of long black finish offset screwdrivers for TORX® PLUS head screws, 8 pcs
- 2-component compact holder enables easy removal of individual keys
- All sizes marked on the holder for easy selection
- Hanging hole

|         |            |   |       |
|---------|------------|---|-------|
|         | <br>731151 |   | <br>g |
| BE-7675 | 0123896    | 1 | 220   |

BE-7675  
IP9, IP10, IP15, IP20, IP25, IP27, IP30, IP40



## 2047

## DOUBLE OFFSET KEYS FOR SLOTTED SCREWS




- Double offset key, for slotted screws
- Nickel and chrome plated blade, polypropylene handle
- DIN 5200
- Tip angles 0° and 90° respectively



|             | <br>731415 |   | <br>mm | <br>mm | <br>mm | <br>g |
|-------------|------------|---|--------|--------|--------|-------|
| 2047-0.8-4  | 1060459    | 5 | 0.8    | 4.0    | 100    | 14    |
| 2047-1-5.5  | 1060473    | 5 | 1.0    | 5.5    | 125    | 21    |
| 2047-1.2-8  | 1060480    | 5 | 1.2    | 8.0    | 150    | 37    |
| 2047-1.6-10 | 1060497    | 1 | 1.6    | 10.0   | 175    | 60    |
| 2047-2-12   | 1060503    | 1 | 2.0    | 12.0   | 200    | 115   |

## 2047PR

## DOUBLE OFFSET KEYS FOR PHILLIPS SCREWS



- Double offset key for Phillips screws
- Nickel and chrome plated blade, polypropylene handle
- DIN 5208



|            | <br>731415 |   |          | <br>mm | <br>g |
|------------|------------|---|----------|--------|-------|
| 2047PR-1-2 | 1060558    | 5 | PH 1 & 2 | 100    | 25    |
| 2047PR-3-4 | 1060565    | 5 | PH 3 & 4 | 200    | 110   |



# PLIERS

---

Bahco has a wide range of pliers and cutters for every use - from small, convenient electronic cutters and neat, high-precision gripping pliers to sturdy cutters and heavy duty slip-joint pliers. This extensive range meets all high-quality demands in terms of materials and manufacturing processes as well as ergonomics and safety.

# Chapter Index

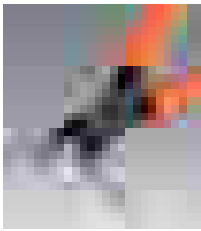
---

|  |         |
|--|---------|
| SIDE CUTTERS                           | 540-546 |
| END CUTTERS                            | 546     |
| COMBINATION PLIERS                     | 547-551 |
| SNIPER NOSE PLIERS                     | 552-555 |
| SNIPER NOSE PLIERS, BENT TIP           | 556-559 |
| MACHINISTS PLIERS                      | 559     |
| FLAT NOSE PLIERS                       | 560-564 |
| ROUND NOSE PLIERS                      | 564-566 |
| WIRE STRIPPERS                         | 566-569 |
| FINE MECHANICAL CUTTERS AND PLIERS     | 569-572 |
| ELECTRONICS AND FINE MECHANICAL PLIERS | 573-576 |
| CIRCLIP PLIERS                         | 577-582 |
| CABLE CUTTERS                          | 582-584 |
| BOLT CUTTERS                           | 585     |
| GRIP AND WELDING PLIERS                | 586-591 |
| FENCING PLIERS                         | 592-593 |
| SLIP JOINT PLIERS                      | 594-598 |
| PLIER SETS                             | 598-599 |
| WIRE TWISTING PLIERS                   | 600     |
| RIVETING TOOLS                         | 600-601 |

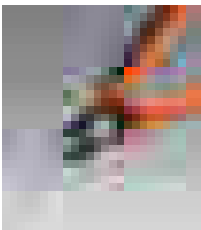


# TYPES OF PLIERS

## CUTTING PLIERS




**Side cutter**



**Oblique cutter**



**End cutter**

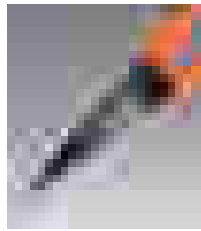


**Cable cutter**

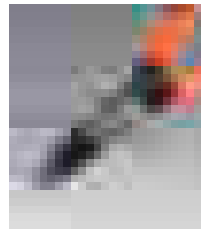
## HOLDING PLIERS



**Flat nose pliers** are used mostly for assembly work.



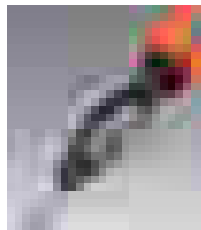
**Snipe nose pliers** are also used for assembly work. The slender jaws make the work easier in confined spaces.




**Round nose pliers** are used mostly for bending and shaping wire.




**Combination pliers** are used both for holding and for cutting.




**Slip joint pliers** have an adjustable joint which provides a wide range of jaw openings and a firm grip on work pieces of varying shape.




**Gripping and welding pliers** are used for clamping work pieces during welding and assembly work.



**Circlips pliers** are intended for fitting internal and external circlips.



**Pincers** are mainly intended for pulling nails, but can also be used for medium hard wire.



**Nut pliers** are intended to use for gripping small nuts (counter grip) in confined spaces.

### Use the right tool for the right job

- Using cutters or pliers in the wrong way will shorten their lifespan by damaging the tool, and may even result in a personal injury
- Don't use cutting pliers that are too small for the job. This not only damages the cutting edges and the work piece, but could also cause personal injury from flying splinters
- Always use the right tool and safety equipment

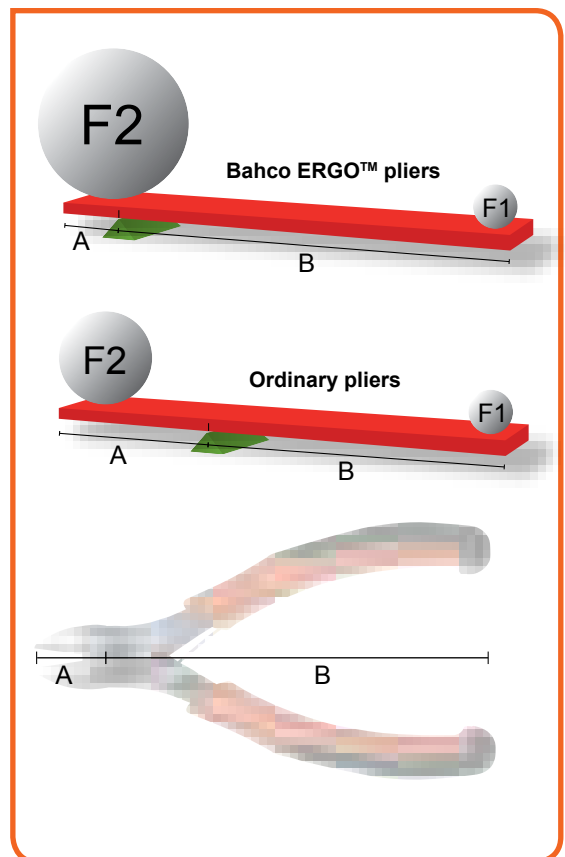
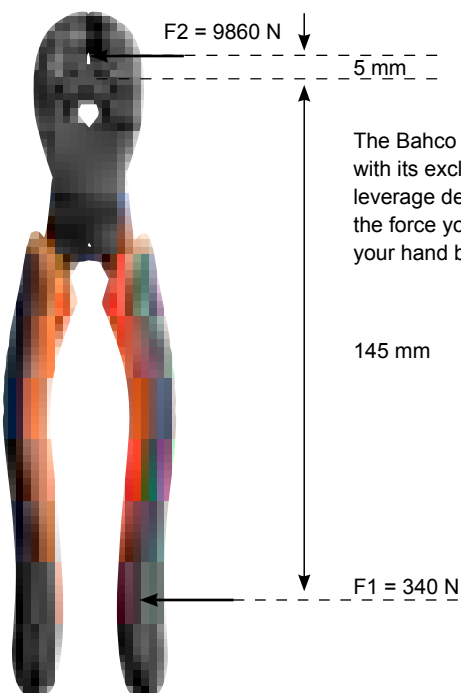
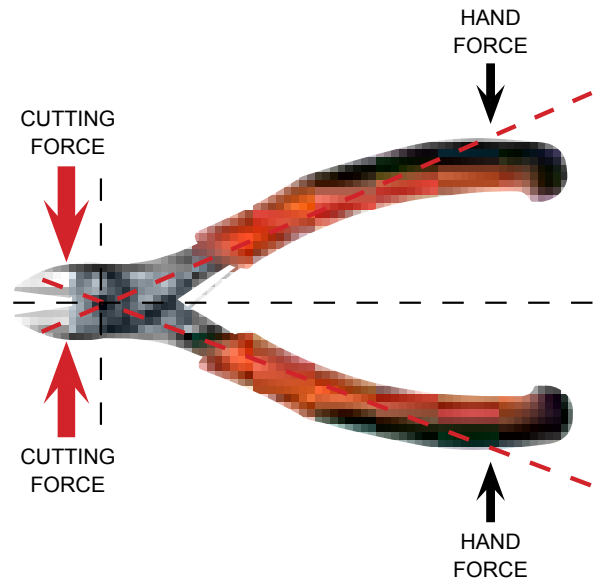
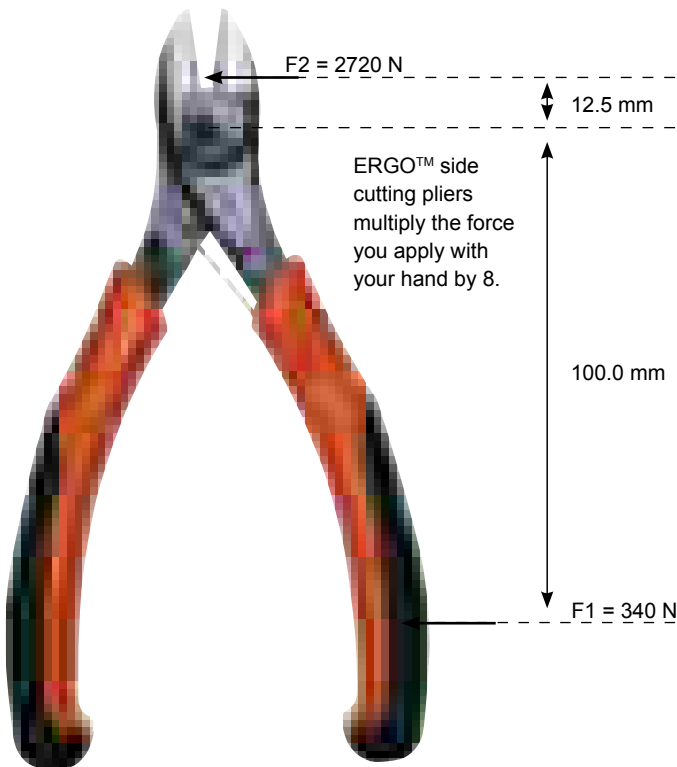


# PLIERS - BASIC PRINCIPLES

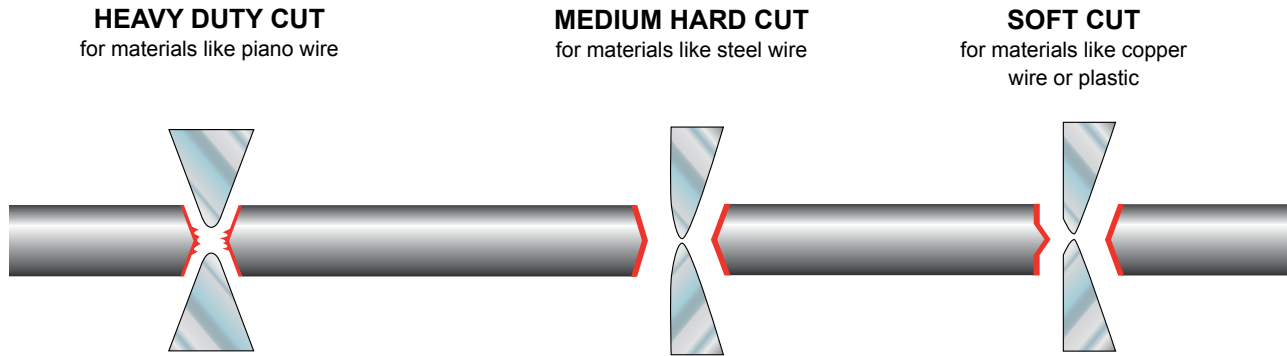
**1. CUTTING FORCE** - The smaller the distance between the rivet and the bevel, the higher the leverage you can achieve.

F1 = force applied by the user's hand

F2 = force applied by the cutting edges

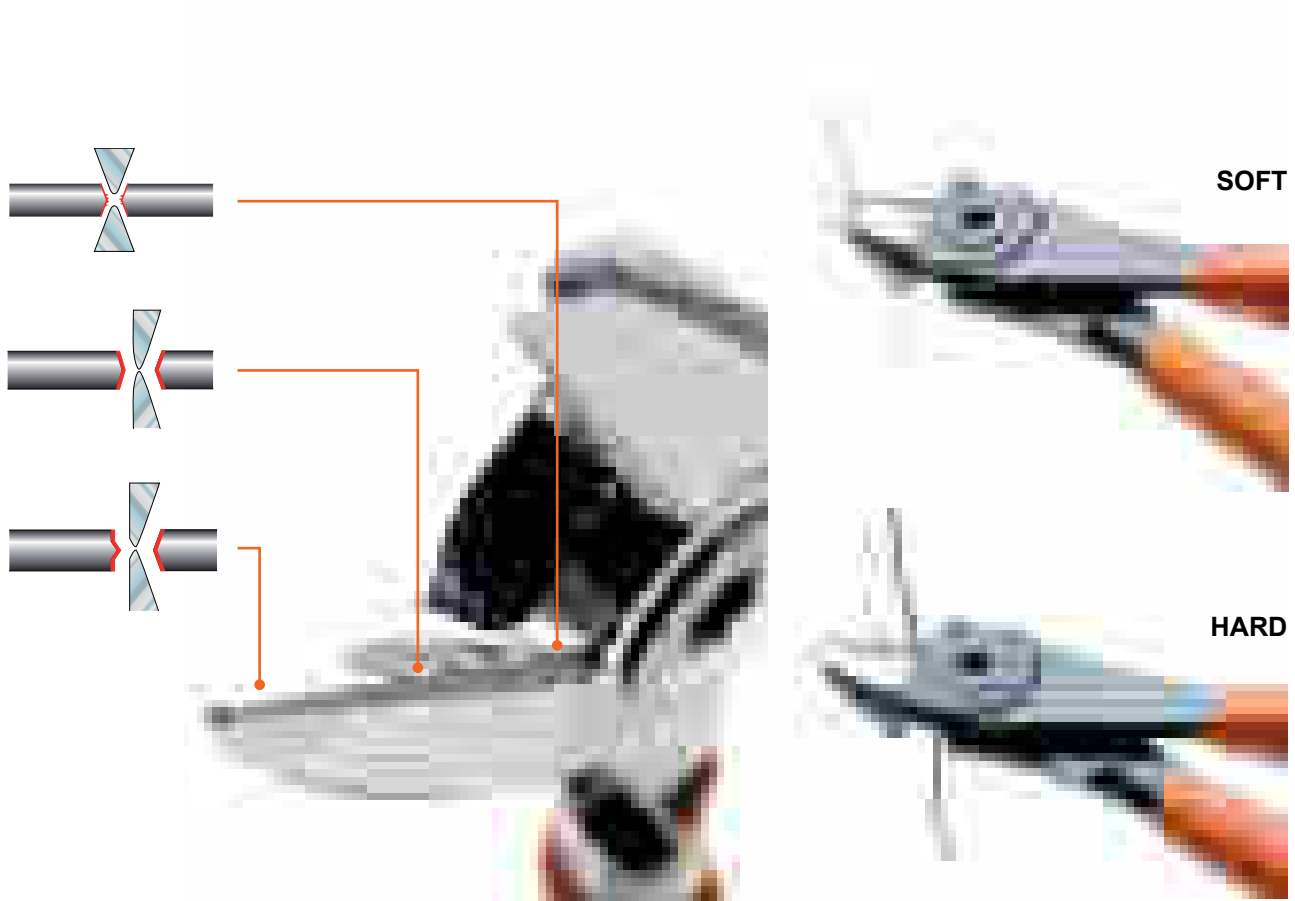


**2. CUTTING EDGES** - The cutting edges are designed to suit the intended use. The sharper the cutting edge, the softer materials it is intended to cut. Bahco has 2-in-1 pliers with progressive edges that cut both soft cables and thick wires.

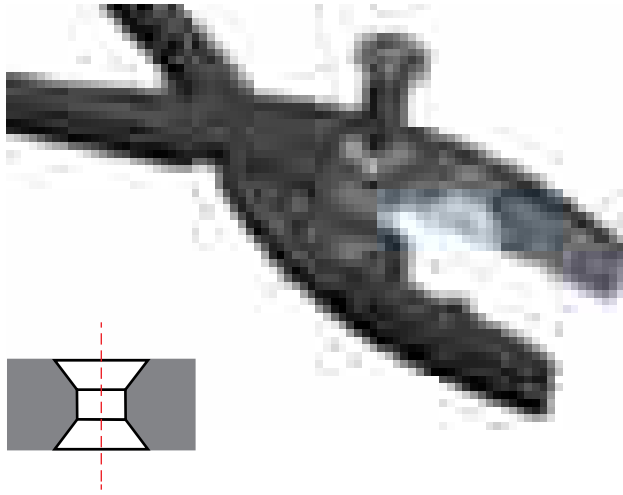


**2-PLIERS-IN-1**

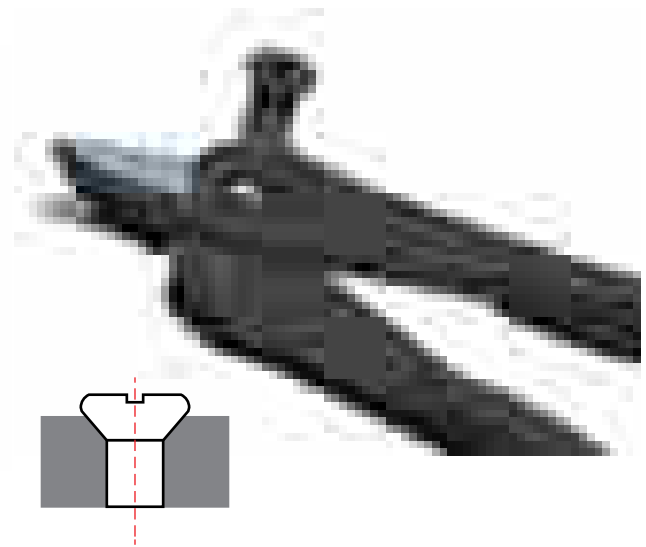
The ERGO™ side cutting pliers have a so called progressive edge. Effectively, this means you can cut soft, thin wire close to the tip, and hard wire close to the screw. At the tip, the cutting edge is sharper so that it can cut softer materials such as copper, instead of simply squeezing them like most of the heavy duty pliers would.



**3. EDGE ALIGNMENT** - The joint must move easily, yet stay tight without loosening, to achieve optimum cutting accuracy and leverage.

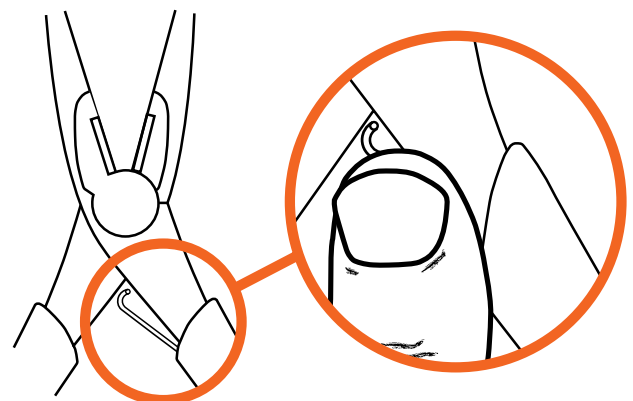



Rivet joints are effective joints for pliers where precision is not a priority.



Screw joints allow excellent precision and adjustment for perfect alignment of the cutting edges and maximum cutting accuracy.

**4. RETURN SPRING** - The Bahco ERGO™ cutters and pliers have return springs, with on/off function.



The on-off return spring increases ease of cutting with an automatic opening of the jaws and handles when the grip is loosened.

**5. COMFORTABLE GRIPS** - High cutting forces and an intensive pace of work place stringent demands on the design of handles for pliers. There are grips suited for every need and user.



PVC coated handles



2-component handles



2-component **ergo**<sup>®</sup> handles



1000V injected handles



1000V 3-layer insulated handles


**6. JAWS** - The jaws of Bahco cutters and pliers are designed to suit the intended type of work. Cutters have high-frequency hardened edges, whereas gripping and holding pliers have flat or serrated surfaces to provide a firmer grip.



**7. RUSTPROOFING** - All Bahco cutters and pliers are subjected to various anti-corrosion treatments, depending on the intended application. The most common methods are black-oxidation with a heat-cured layer of transparent plastic varnish, a drying anti-corrosion oil or chromium plating.



**Black-oxidizing** is a process that partially protects against rust by covering the metal with a layer of oxide that gives a characteristic deep black colour.




**Chrome-plating** is a layer of nickel and chrome that protects the pliers from corrosion. If the treatment is not well implemented the layer can peel off. Bahco pliers are tested to ensure that the nickel and chrome layers are perfectly adhered.

# PLIERS




Bahco ERGO™ pliers are developed in accordance with the Bahco ERGO™ Process. For more details, please refer to the chapter on ERGO™.



**STRENGTH & ACCESSIBILITY**  
The jaws are strong and durable as well as slim so that even narrow spaces can be reached

**RELEASE BUTTON**  
The release mechanism is unique to Bahco slip joint pliers

**SELF ADJUSTING**  
Press the button and slide the jaws. The slip-joint pliers automatically adjust to chosen grip width



**POLISHED EDGES**  
Designed without sharp edges that could hurt the user's hands while working

**SELF LOCKING JAWS**  
The teeth of the jaws are designed to grab the work piece in three places giving stability and supporting the grip

**2-COMPONENT HANDLES**  
Comfortable and durable handles with a slip-resistant, high-friction grip surface



# CHOICE OF PLIERS

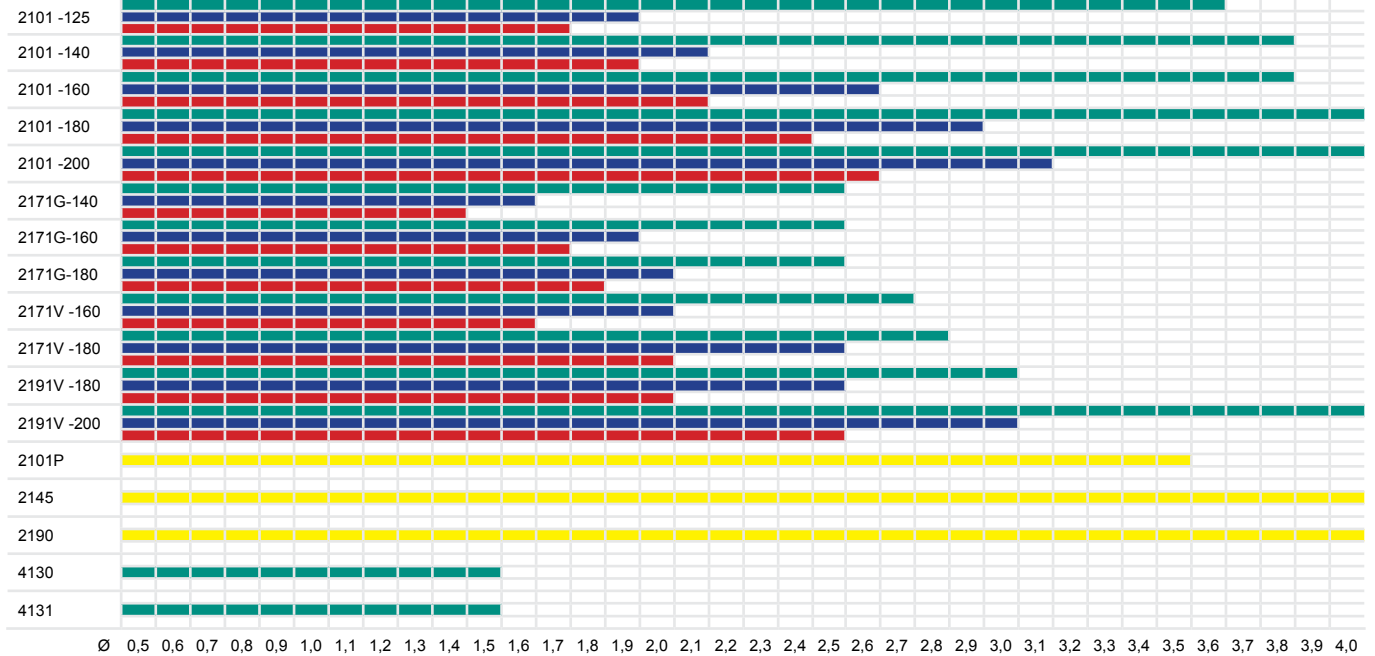
■ Plastic    
 ■ Cu    
 ■ Fe    
 ■ Fe+    
 ■ Piano    
 ■ Wire stripping capacity

N/mm<sup>2</sup>     230 - 250     1600 - 1800     1800 - 2100     2100<

Wire

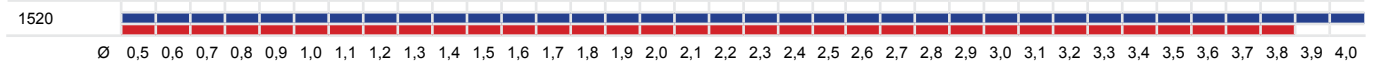
Ø 0,5 0,6 0,7 0,8 0,9 1,0 1,1 1,2 1,3 1,4 1,5 1,6 1,7 1,8 1,9 2,0 2,1 2,2 2,3 2,4 2,5 2,6 2,7 2,8 2,9 3,0 3,1 3,2 3,3 3,4 3,5 3,6 3,7 3,8 3,9 4,0

## SIDE CUTTING PLIERS




Ø 0,5 0,6 0,7 0,8 0,9 1,0 1,1 1,2 1,3 1,4 1,5 1,6 1,7 1,8 1,9 2,0 2,1 2,2 2,3 2,4 2,5 2,6 2,7 2,8 2,9 3,0 3,1 3,2 3,3 3,4 3,5 3,6 3,7 3,8 3,9 4,0

## POWER CUTTER



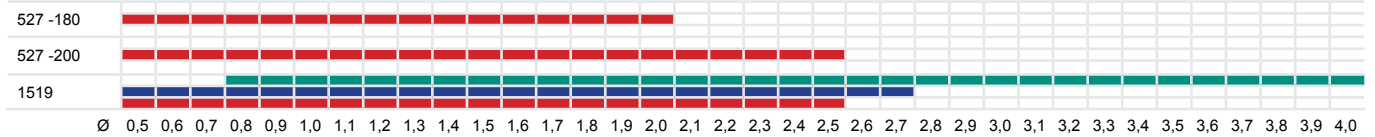
Ø 0,5 0,6 0,7 0,8 0,9 1,0 1,1 1,2 1,3 1,4 1,5 1,6 1,7 1,8 1,9 2,0 2,1 2,2 2,3 2,4 2,5 2,6 2,7 2,8 2,9 3,0 3,1 3,2 3,3 3,4 3,5 3,6 3,7 3,8 3,9 4,0

## OBLIQUE CUTTERS




Ø 0,5 0,6 0,7 0,8 0,9 1,0 1,1 1,2 1,3 1,4 1,5 1,6 1,7 1,8 1,9 2,0 2,1 2,2 2,3 2,4 2,5 2,6 2,7 2,8 2,9 3,0 3,1 3,2 3,3 3,4 3,5 3,6 3,7 3,8 3,9 4,0

## END CUTTERS



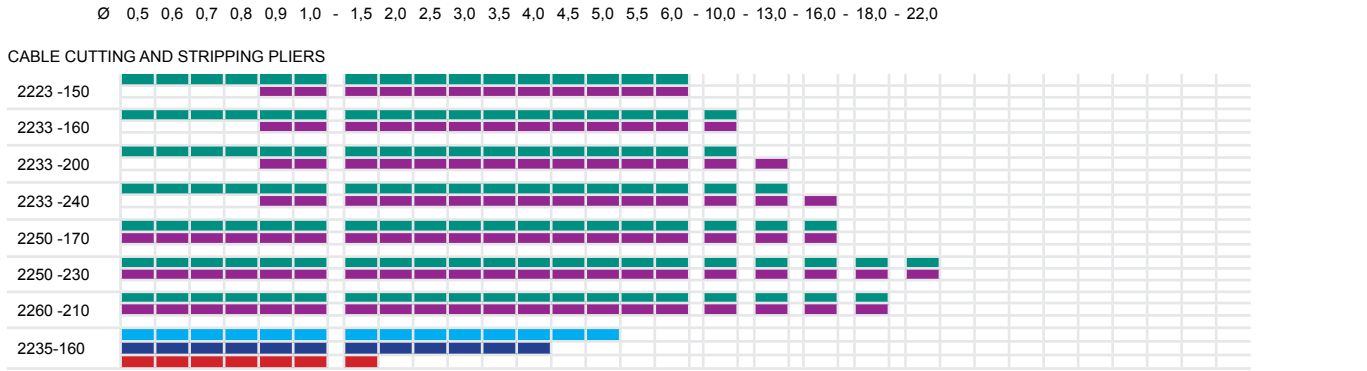
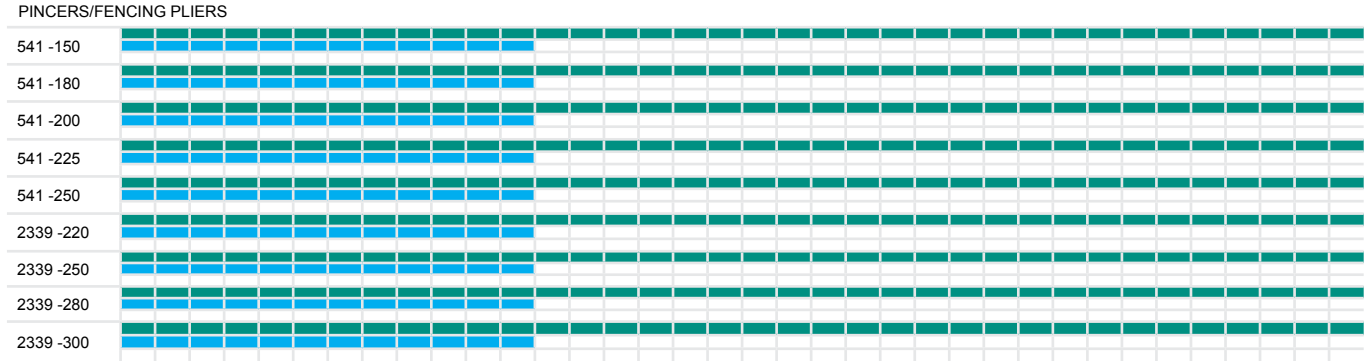
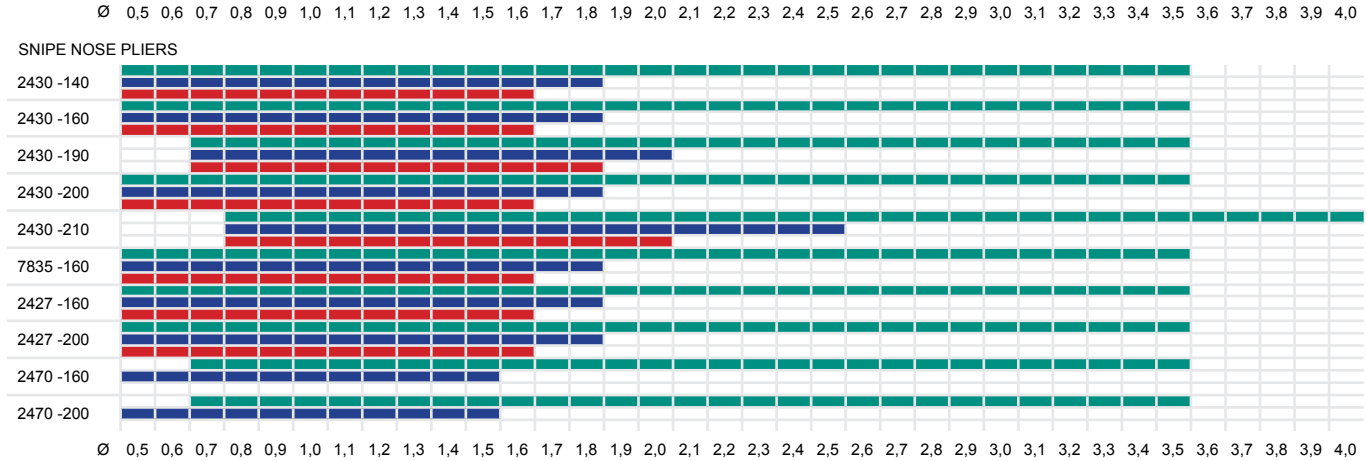
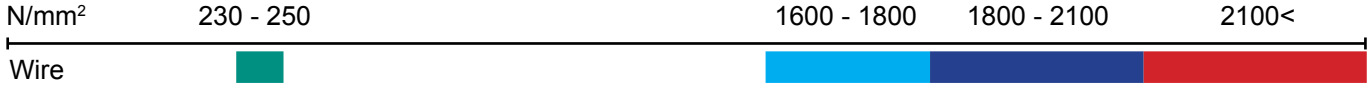
Ø 0,5 0,6 0,7 0,8 0,9 1,0 1,1 1,2 1,3 1,4 1,5 1,6 1,7 1,8 1,9 2,0 2,1 2,2 2,3 2,4 2,5 2,6 2,7 2,8 2,9 3,0 3,1 3,2 3,3 3,4 3,5 3,6 3,7 3,8 3,9 4,0

## COMBINATION PLIERS






■ Plastic    
 ■ Cu    
 ■ Fe    
 ■ Fe+    
 ■ Piano    
 ■ Wire stripping capacity



# BELZER


Ø 0,5 0,6 0,7 0,8 0,9 1,0 1,1 1,2 1,3 1,4 1,5 1,6 1,7 1,8 1,9 2,0 2,1 2,2 2,3 2,4 2,5 2,6 2,7 2,8 2,9 3,0 3,1 3,2 3,3 3,4 3,5 3,6 3,7 3,8 3,9 4,0 - 6,0

## SIDE CUTTING PLIERS




Ø 0,5 0,6 0,7 0,8 0,9 1,0 1,1 1,2 1,3 1,4 1,5 1,6 1,7 1,8 1,9 2,0 2,1 2,2 2,3 2,4 2,5 2,6 2,7 2,8 2,9 3,0 3,1 3,2 3,3 3,4 3,5 3,6 3,7 3,8 3,9 4,0 - 6,0

## END CUTTERS




## COMBINATION PLIERS



Ø 0,5 0,6 0,7 0,8 0,9 1,0 1,1 1,2 1,3 1,4 1,5 1,6 1,7 1,8 1,9 2,0 2,1 2,2 2,3 2,4 2,5 2,6 2,7 2,8 2,9 3,0 3,1 3,2 3,3 3,4 3,5 3,6 3,7 3,8 3,9 4,0 - 6,0

## SNIPE NOSE PLIERS



Ø 0,5 0,6 0,7 0,8 0,9 1,0 1,1 1,2 1,3 1,4 1,5 1,6 1,7 1,8 1,9 2,0 2,1 2,2 2,3 2,4 2,5 2,6 2,7 2,8 2,9 3,0 3,1 3,2 3,3 3,4 3,5 3,6 3,7 3,8 3,9 4,0 - 6,0


## CABLE CUTTING AND STRIPPING PLIERS





# SIDE CUTTERS

## 2101G




### SIDE CUTTING PLIERS

- Side cutting pliers developed according to the scientific ERGO™ process
- ISO 5749
- Finish: Black finish, anti-corrosion treated
- Material: High performance alloy steel, ERGO™ handles with 2-component combination, thermoplastic surface on tough polypropylene which gives superior grip
- Induction hardened cutting edges
- Progressive edges: The cutting radius progresses along the edge in order to cut hard material like piano wire close to the joint and soft materials like copper and plastic insulated wire at the tip
- Screw joint that provides excellent running and accurate alignment of the cutting edges
- The distance from the joint to the centre of the cutting edges is reduced: giving greater leverage and increased cutting capacity
- Round shaped jaws give improved accessibility in confined spaces
- Equipped with a return spring featuring an on/off function
- IP: Industrial packed

|             |         |   | A<br>mm | B<br>mm | C<br>mm | D<br>mm | E<br>mm | F<br>mm | G<br>mm |     |     |     |     |
|-------------|---------|---|---------|---------|---------|---------|---------|---------|---------|-----|-----|-----|-----|
| 2101G-125   | 0106462 | 5 | 125     | 14      | 17.5    | 8       | 1.0     | 1.2     | 14      | 3.5 | 1.8 | 1.6 | 105 |
| 2101G-140   | 0106479 | 5 | 140     | 16      | 19.5    | 9       | 1.5     | 1.3     | 16      | 3.7 | 2.0 | 1.8 | 126 |
| 2101G-160   | 0106486 | 5 | 160     | 18      | 21.5    | 10      | 2.0     | 1.5     | 18      | 3.8 | 2.5 | 2.0 | 162 |
| 2101G-180   | 0106493 | 5 | 180     | 20      | 23.5    | 11      | 2.5     | 1.5     | 20      | 4.0 | 2.7 | 2.3 | 245 |
| 2101G-200   | 0106509 | 5 | 200     | 22      | 25.5    | 11      | 2.5     | 1.5     | 22      | 4.5 | 3.0 | 2.5 | 304 |
| 2101G-125IP | 0106516 | 5 | 125     | 14      | 17.5    | 8       | 1.0     | 1.2     | 14      | 3.5 | 1.8 | 1.6 | 105 |
| 2101G-140IP | 0106288 | 5 | 140     | 16      | 19.5    | 9       | 1.5     | 1.3     | 16      | 3.7 | 2.0 | 1.8 | 126 |
| 2101G-160IP | 0106295 | 5 | 160     | 18      | 21.5    | 10      | 2.0     | 1.5     | 18      | 3.8 | 2.5 | 2.0 | 162 |
| 2101G-180IP | 0106523 | 5 | 180     | 20      | 23.5    | 11      | 2.5     | 1.5     | 20      | 4.0 | 2.7 | 2.3 | 245 |
| 2101G-200IP | 0106530 | 5 | 200     | 22      | 25.5    | 11      | 2.5     | 1.5     | 22      | 4.5 | 3.0 | 2.5 | 304 |

## 2101G-A



### SIDE CUTTING PLIERS

- Side cutting pliers developed according to the scientific ERGO™ process
- ISO 5749
- Finish: Black finish, anti-corrosion treated
- Material: High performance alloy steel, ERGO™ handles with 2-component combination, thermoplastic surface on tough polypropylene which gives superior grip
- Induction hardened cutting edges
- Progressive edges: The cutting radius progresses along the edge in order to cut hard material like piano wire close to the joint and soft materials like copper and plastic insulated wire at the tip
- Screw joint that provides excellent running and accurate alignment of the cutting edges
- The distance from the joint to the centre of the cutting edges is reduced: giving greater leverage and increased cutting capacity
- Round shaped jaws give improved accessibility in confined spaces
- Equipped with a return spring featuring an on/off function
- 14° head angle enables better accessibility

|            |         |   | A<br>mm | B<br>mm | C<br>mm | D<br>mm | E<br>mm | F<br>mm | G<br>mm |     |     |     |     |
|------------|---------|---|---------|---------|---------|---------|---------|---------|---------|-----|-----|-----|-----|
| 2101G-140A | 8269500 | 5 | 140     | 16      | 19.5    | 9       | 1.5     | 1.3     | 16      | 3.7 | 2.0 | 1.8 | 126 |
| 2101G-160A | 8269517 | 5 | 160     | 18      | 21.5    | 10      | 2.0     | 1.5     | 18      | 3.8 | 2.5 | 2.0 | 162 |
| 2101G-180A | 8269524 | 5 | 180     | 20      | 23.5    | 11      | 2.5     | 1.5     | 20      | 4.0 | 2.7 | 2.3 | 245 |



## 2101G-AHL



### SIDE CUTTING PLIERS

- High leverage side cutting pliers
- ISO 5749
- Finish: Black finish, anti-corrosion treated
- Material: High performance alloy steel, handles with 2-component combination, thermoplastic surface on tough polypropylene which gives superior grip
- Induction hardened cutting edges
- Progressive edges: The cutting radius progresses along the edge in order to cut hard material like piano wire close to the joint and soft materials like copper and plastic insulated wire at the tip
- Screw joint that provides excellent running and accurate alignment of the cutting edges
- High leverage: Redesigned for optimum cutting performance and reduced cutting effort
- Equipped with a return spring featuring an on/off function
- 14° head angle enables better accessibility

|              |         |   |     |    |    |    |     |     |    |     |     |     |     |
|--------------|---------|---|-----|----|----|----|-----|-----|----|-----|-----|-----|-----|
|              |         |   | A   | B  | C  | D  | E   | F   | G  |     |     |     |     |
|              | 731151  |   | mm  | mm | mm | mm | mm  | mm  | mm | mm  | mm  | mm  | g   |
| 2101G-200AHL | 8259921 | 5 | 200 | 21 | 29 | 11 | 2.5 | 1.5 | 21 | 4.5 | 3.0 | 2.5 | 304 |

## 2101GC



### SIDE CUTTING PLIERS


- Side cutting pliers developed according to the scientific ERGO™ process
- ISO 5749
- Finish: Nickel-chrome plated, anti-corrosion treated
- Material: High performance alloy steel
- ERGO™ handles with 2-component combination, thermoplastic surface on tough polypropylene which gives superior grip
- Induction hardened cutting edges
- Progressive edges: The cutting radius progresses along the edge in order to cut hard material like piano wire close to the joint and soft materials like copper and plastic insulated wire at the tip
- Screw joint that provides excellent running and accurate alignment of the cutting edges
- The distance from the joint to the centre of the cutting edges is reduced: giving greater leverage and increased cutting capacity
- Round shaped jaws give improved accessibility in confined spaces
- Equipped with a return spring featuring an on/off function
- IP: Industrial packed

|              |         |   |     |    |      |    |     |     |    |     |     |     |     |
|--------------|---------|---|-----|----|------|----|-----|-----|----|-----|-----|-----|-----|
|              |         |   | A   | B  | C    | D  | E   | F   | G  |     |     |     |     |
|              | 731415  |   | mm  | mm | mm   | mm | mm  | mm  | mm | mm  | mm  | mm  | g   |
| 2101GC-125IP | 0106547 | 5 | 125 | 14 | 17.5 | 8  | 1.0 | 1.2 | 14 | 3.5 | 1.8 | 1.6 | 105 |
| 2101GC-140IP | 0106554 | 5 | 140 | 16 | 19.5 | 9  | 1.5 | 1.3 | 16 | 3.7 | 2.0 | 1.8 | 126 |
| 2101GC-160IP | 0106561 | 5 | 160 | 18 | 21.5 | 10 | 2.0 | 1.5 | 18 | 3.8 | 2.5 | 2.0 | 162 |
| 2101GC-180IP | 0106578 | 5 | 180 | 20 | 23.5 | 11 | 2.5 | 1.5 | 20 | 4.0 | 2.7 | 2.3 | 245 |
| 2101GC-200IP | 0106585 | 5 | 200 | 22 | 25.5 | 11 | 2.5 | 1.5 | 22 | 4.5 | 3.0 | 2.5 | 304 |



# SIDE CUTTERS

## 2101PG



### SIDE CUTTING PLIERS

- Side cutting pliers developed according to the scientific ERGO™ process
- Dimensions according to ISO 5749
- Finish: Black finish, anti-corrosion treated
- Material: High performance alloy steel. ERGO handles with 2-component combination, thermoplastic surface on tough polypropylene which gives superior grip
- Induction hardened cutting edges
- Full flush cutting edge without bevelling which is designed to smoothly cut all kinds of plastic parts such as the flash of plastic component
- Screw joint that provides excellent running and accurate alignment of the cutting edges
- Round shaped jaws give improved accessibility in confined spaces
- Equipped with a return spring featuring an on/off function
- Max cutting capacity: Cu 1.5 mm and plastic material PA (Nylon) 3 mm

|            |         |   |     |    |      |    |     |     |    |     |
|------------|---------|---|-----|----|------|----|-----|-----|----|-----|
|            |         |   | A   | B  | C    | D  | E   | F   | G  |     |
|            | 731415  |   | mm  | mm | mm   | mm | mm  | mm  | mm | g   |
| 2101PG-160 | 0113972 | 5 | 160 | 18 | 21.5 | 10 | 2.0 | 1.5 | 18 | 162 |

## 2101D



### SIDE CUTTING PLIERS


- ISO 5749
- Finish: Black finish, anti-corrosion treated
- Material: High performance alloy steel, PVC coated handles
- Induction hardened cutting edges
- Progressive edges: The cutting radius progresses along the edge in order to cut hard material like piano wire close to the joint and soft materials like copper and plastic insulated wire at the tip
- Screw joint that provides excellent running and accurate alignment of the cutting edges
- The distance from the joint to the centre of the cutting edges is reduced, giving greater leverage and increased cutting capacity
- Round shaped jaws give improved accessibility in confined spaces
- IP: Industrial packed

|             |         |   |     |    |      |    |     |     |    |       |        |          |     |
|-------------|---------|---|-----|----|------|----|-----|-----|----|-------|--------|----------|-----|
|             |         |   | A   | B  | C    | D  | E   | F   | G  |       |        |          |     |
|             | 731415  |   | mm  | mm | mm   | mm | mm  | mm  | mm | Cu mm | Fe+ mm | Piano mm | g   |
| 2101D-125   | 0106387 | 5 | 125 | 14 | 17.5 | 8  | 1.0 | 1.2 | 14 | 3.5   | 1.8    | 1.6      | 104 |
| 2101D-140   | 0106394 | 5 | 140 | 16 | 19.5 | 9  | 1.5 | 1.3 | 16 | 3.7   | 2.0    | 1.8      | 107 |
| 2101D-160   | 0106400 | 5 | 160 | 18 | 21.5 | 10 | 2.0 | 1.5 | 18 | 3.8   | 2.5    | 2.0      | 144 |
| 2101D-180   | 0106417 | 5 | 180 | 20 | 23.5 | 11 | 2.5 | 1.5 | 20 | 4.0   | 2.7    | 2.3      | 235 |
| 2101D-200   | 0106424 | 5 | 200 | 22 | 25.5 | 11 | 2.5 | 1.5 | 22 | 4.5   | 3.0    | 2.5      | 282 |
| 2101D-125IP | 0106431 | 5 | 125 | 14 | 17.5 | 8  | 1.0 | 1.2 | 14 | 3.5   | 1.8    | 1.6      | 104 |
| 2101D-140IP | 0106325 | 5 | 140 | 16 | 19.5 | 9  | 1.5 | 1.3 | 16 | 3.7   | 2.0    | 1.8      | 107 |
| 2101D-160IP | 0106318 | 5 | 160 | 18 | 21.5 | 10 | 2.0 | 1.5 | 18 | 3.8   | 2.5    | 2.0      | 144 |
| 2101D-180IP | 0106448 | 5 | 180 | 20 | 23.5 | 11 | 2.5 | 1.5 | 20 | 4.0   | 2.7    | 2.3      | 235 |
| 2101D-200IP | 0106455 | 5 | 200 | 22 | 25.5 | 11 | 2.5 | 1.5 | 22 | 4.5   | 3.0    | 2.5      | 282 |



**2145PD**

**SIDE CUTTING PLIERS**

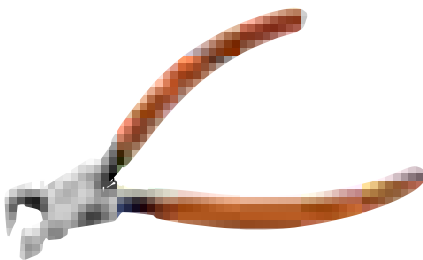


- Side cutting pliers for plastic and other soft materials
- Finish: Black finish, anti-corrosion treated
- Material: Carbon steel and PVC coated handles
- Shape: 45° angled plane cutting edge for improved accessibility
- Full flush cutting edges without bevelling which are designed to smoothly cut all kinds of plastic parts e.g. the flash of plastic components
- With opening spring
- Max cutting capacity: Cu 1.8 mm and plastic material PA (Nylon) 3 mm

|            |        |   |         |         |         |         |         |     |
|------------|--------|---|---------|---------|---------|---------|---------|-----|
|            |        |   | A<br>mm | B<br>mm | C<br>mm | D<br>mm | G<br>mm |     |
| 2145PD-150 | 731415 | 5 | 154     | 21      | 15      | 11      | 17      | 135 |

**2190PD**

**SIDE CUTTING PLIERS**




- Oblique cutting pliers for plastic and other soft materials
- Finish: Black finish, polished head, anti-corrosion treated
- Material: Carbon steel and PVC coated handles
- Shape: 90° angled plane cutting edge for improved accessibility
- Full flush cutting edges without bevelling which are designed to smoothly cut all kinds of plastic parts e.g. the flash of plastic components
- With opening spring
- Max cutting capacity: Cu 1.8 mm and plastic material PA (Nylon) 3 mm

|            |        |   |         |         |         |         |         |     |
|------------|--------|---|---------|---------|---------|---------|---------|-----|
|            |        |   | A<br>mm | B<br>mm | C<br>mm | D<br>mm | G<br>mm |     |
| 2190PD-150 | 731415 | 5 | 143     | 11.5    | 15      | 11      | 20      | 135 |




# SIDE CUTTERS

## 2101S











IEC 60900  1000V





## SIDE CUTTING PLIERS

- Insulated side cutting pliers
- ISO 5749, IEC 60900
- Finish: Black finish, anti-corrosion treated
- Material: High performance alloy steel, plastic injected handles
- Induction hardened cutting edges
- Progressive edges: The cutting radius progresses along the edge in order to cut hard material like piano wire close to the joint and soft materials like copper and plastic insulated wire at the tip
- Screw joint that provides excellent running and accurate alignment of the cutting edges
- The distance from the joint to the centre of the cutting edges is reduced, giving greater leverage and increased cutting capacity
- Round shaped jaws give improved accessibility in confined spaces








|  | <br>731415 |  | A<br>mm | B<br>mm | C<br>mm | D<br>mm | E<br>mm | F<br>mm | G<br>mm | <br>Cu<br>mm | <br>Fe<br>mm | <br>Fe+<br>mm | <br>Piano<br>mm | <br>g |
|---|---|---|---------|---------|---------|---------|---------|---------|---------|---|---|--|--|--|
|   | 2101S-140   | 0106592   | 3       | 140     | 16      | 19.5    | 9       | 1.5     | 1.3     | 16  | 3.7   | 2.0  | 1.8  | 126  |
|   | 2101S-160   | 0106608   | 3       | 160     | 18      | 21.5    | 10      | 2.0     | 1.5     | 18  | 3.8   | 2.5  | 2.0  | 162  |
|   | 2101S-180   | 0106615   | 3       | 180     | 20      | 23.5    | 11      | 2.5     | 1.5     | 20  | 4.0   | 2.7  | 2.3  | 245  |
|   | 2101S-200   | 0106622   | 3       | 200     | 22      | 25.5    | 11      | 2.5     | 1.5     | 22  | 4.5   | 3.0  | 2.5  | 304  |

## 2666NB-2676NB



## SIDE CUTTING PLIERS

- Side cutting pliers with external edge bevel
- ISO 5749
- Finish: Nickel-chrome plated, fine-polished, anti-corrosion treated
- Material: Vanadium-extra, handles are orange, transparent cellulose acetate
- Induction hardened cutting edges
- Screw joint that provides excellent running and accurate alignment of the cutting edges









|  | <br>731415 |  | A<br>mm | B<br>mm | C<br>mm | D<br>mm | E<br>mm | F<br>mm | G<br>mm | <br>Cu<br>mm | <br>Fe<br>mm | <br>Fe+<br>mm | <br>Piano<br>mm | <br>g |     |
|---|---|---|---------|---------|---------|---------|---------|---------|---------|---|---|--|--|--|-----|
|   | 2666 NB   | 1066093   | 1       | 125     | 16      | 16      | 8.0     | 1.5     | 1.2     | 16  | 2.0   | 1.7  | 1.5  | -  | 100 |
|   | 2667 NB   | 1066192   | 1       | 140     | 17      | 18      | 8.5     | 1.8     | 1.2     | 17  | 2.2   | 1.9  | 1.7  | -  | 145 |
|   | 2674 NB   | 1066321   | 1       | 160     | 18      | 20      | 10.0    | 2.0     | 1.2     | 18  | 2.7   | 2.2  | 2.0  | -  | 200 |
|   | 2676 NB   | 1066413   | 1       | 180     | 21      | 22      | 11.0    | 2.1     | 1.2     | 21  | 3.0   | 2.7  | 2.0  | -  | 250 |

## 2667B-2678B



## SIDE CUTTING PLIERS


- Heavy duty side cutting pliers with external edge bevel
- ISO 5749
- Finish: Nickel-chrome plated, fine-polished, anti-corrosion treated
- Material: Vanadium-extra, handles are orange, transparent cellulose acetate
- Induction hardened cutting edges
- Screw joint that provides excellent running and accurate alignment of the cutting edges

|  | <br>731415 |  | A<br>mm | B<br>mm | C<br>mm | D<br>mm | E<br>mm | F<br>mm | G<br>mm | <br>Cu<br>mm | <br>Fe<br>mm | <br>Fe+<br>mm | <br>Piano<br>mm | <br>g |     |
|---|---|---|---------|---------|---------|---------|---------|---------|---------|---|---|--|--|--|-----|
|   | 2667 B  | 1066154   | 1       | 125     | 14      | 18      | 8.0     | 1.5     | 1.2     | 14  | 3.0   | 2.0  | 1.6  | 1.6  | 120 |
|   | 2674 B  | 1066307   | 1       | 140     | 17      | 20      | 10.0    | 2.0     | 1.5     | 17  | 3.5   | 2.0  | 1.8  | 1.8  | 150 |
|   | 2676 B  | 1066390   | 1       | 160     | 19      | 23      | 11.0    | 2.1     | 2.0     | 19  | 3.7   | 2.2  | 2.0  | 2.0  | 215 |
|   | 2678 B  | 1066468   | 1       | 200     | 21      | 26      | 11.0    | 2.1     | 2.0     | 21  | 4.0   | 2.7  | 2.5  | 2.5  | 325 |




## 2667NVDE-2676NVDE

### SIDE CUTTING PLIERS




- Insulated side cutting pliers with external edge bevel
- ISO 5749, IEC 60900
- Finish: Nickel-chrome plated, fine-polished, anti-corrosion treated
- Material: Vanadium-extra, handles are red, transparent cellulose acetate
- Induction hardened cutting edges
- Screw joint that provides excellent running and accurate alignment of the cutting edges



|           |         |   | A<br>mm | B<br>mm | C<br>mm | D<br>mm | E<br>mm | F<br>mm | G<br>mm |     |     |     |     |     |
|-----------|---------|---|---------|---------|---------|---------|---------|---------|---------|-----|-----|-----|-----|-----|
| 2667 NVDE | 1497996 | 1 | 140     | 17      | 18      | 8.5     | 1.8     | 1.2     | 17      | 3.5 | 2.0 | 1.8 | 1.8 | 150 |
| 2674 NVDE | 1498535 | 1 | 160     | 18      | 20      | 10.0    | 2.0     | 1.2     | 18      | 3.7 | 2.2 | 2.0 | 2.0 | 205 |
| 2676 NVDE | 1498962 | 1 | 180     | 21      | 22      | 11.0    | 2.1     | 1.2     | 21      | 4.0 | 2.7 | 2.5 | 2.5 | 255 |

## 2171G

### SIDE CUTTING PLIERS




- ISO 5749
- Finish: Polished and oiled
- Material: High performance alloy steel, 2-component handles for added comfort



|           |         |   | A<br>mm | B<br>mm | C<br>mm | D<br>mm | E<br>mm | F<br>mm | G<br>mm |     |     |     |     |
|-----------|---------|---|---------|---------|---------|---------|---------|---------|---------|-----|-----|-----|-----|
| 2171G-140 | 0116232 | 5 | 150     | 18.5    | 20      | 10.5    | 2       | 1.5     | 18.5    | 2.5 | 1.6 | 1.5 | 170 |
| 2171G-160 | 0116133 | 5 | 165     | 20      | 22      | 12      | 2.5     | 1.5     | 20      | 2.5 | 1.6 | 1.5 | 240 |
| 2171G-180 | 0116140 | 5 | 185     | 22      | 24      | 12      | 3       | 1.5     | 22      | 2.5 | 1.6 | 1.5 | 290 |

## 1520G

### SIDE CUTTING PLIERS



- Power cutter with centric precision cutting edges
- Finish: Black finish anti-corrosion treated
- Material: High performance alloy steel, handles in 2-component thermoplastic elastomer surface on tough polypropylene which gives a superior grip
- Forged with cutting edges for piano, hard and soft wire
- High leverage giving exceptional cutting performance with minimum effort
- The precision cutting edges are additionally induction hardened 63-64 HRC



|        |         |   | A<br>mm | B<br>mm | C<br>mm | D<br>mm | E<br>mm | F<br>mm |     |     |
|--------|---------|---|---------|---------|---------|---------|---------|---------|-----|-----|
| 1520 G | 8266516 | 5 | 210     | 16      | 33.5    | 17.1    | 8       | 6       | 3.8 | 310 |






## SIDE CUTTERS

1520D

### SIDE CUTTING PLIERS



- Power cutter with centric precision cutting edges
- Finish: Black finish anti-corrosion treated
- Material: High performance alloy steel, PVC coated handles
- Forged with cutting edges for piano, hard and soft wire
- High leverage giving exceptional cutting performance with minimum effort
- The precision cutting edges are additionally induction hardened 63-64 HRC



|        |                   |   |         |         |         |         |         |         |                    |     |
|--------|-------------------|---|---------|---------|---------|---------|---------|---------|--------------------|-----|
|        |                   |   | A<br>mm | B<br>mm | C<br>mm | D<br>mm | E<br>mm | F<br>mm |                    |     |
| 1520 D | 731151<br>8278922 | 5 | 205     | 16      | 33.5    | 17.1    | 8       | 6       | Piano<br>mm<br>3.8 | 300 |




## END CUTTERS

527D

### END CUTTING PLIERS



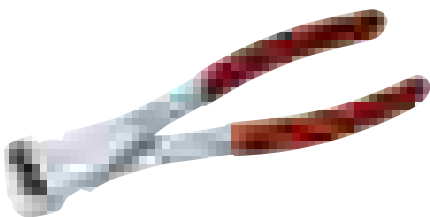
- ISO 5748
- Finish: Black finish, anti-corrosion treated
- Material: High performance alloy steel
- Handles of orange PVC




|           |                   |   |         |         |         |         |         |         |         |                    |     |
|-----------|-------------------|---|---------|---------|---------|---------|---------|---------|---------|--------------------|-----|
|           |                   |   | A<br>mm | B<br>mm | C<br>mm | D<br>mm | E<br>mm | F<br>mm | G<br>mm |                    |     |
| 527 D-160 | 731415<br>0032723 | 3 | 160     | 7       | 26.5    | 11      | 3.0     | 3.0     | 21      | Piano<br>mm<br>2.0 | 205 |
| 527 D-200 | 0032730           | 3 | 200     | 7       | 35      | 13      | 3.0     | 3.0     | 29.5    | 2.5                | 320 |

2686

### END CUTTING PLIERS



- ISO 5748
- Finish: Nickel and chrome plated, anti-corrosion treated, fine-polished
- Material: Vanadium-extra, handles of orange PVC




|      |                   |   |         |         |         |         |         |         |         |                    |     |
|------|-------------------|---|---------|---------|---------|---------|---------|---------|---------|--------------------|-----|
|      |                   |   | A<br>mm | B<br>mm | C<br>mm | D<br>mm | E<br>mm | F<br>mm | G<br>mm |                    |     |
| 2686 | 731415<br>1066598 | 1 | 160     | 13      | 20      | 11      | 2.0     | 2.0     | 28      | Piano<br>mm<br>2.0 | 185 |



## 2628G

ergo®




## COMBINATION PLIERS

- Combination pliers developed according to the scientific ERGO™ process
- ISO 5746
- Finish: Black finish, anti-corrosion treated
- Material: High performance alloy steel
- ERGO™ handles with 2-component combination, thermoplastic surface on tough polypropylene which gives superior grip
- Edges specially designed to cut harder material such as piano wire and spring steel wire
- Gripping surfaces particularly suited for gripping round and flat material
- Round shaped jaws give improved accessibility in confined spaces
- The distance from the joint to the centre of the cutting edges is reduced: giving leverage and increased cutting capacity
- Equipped with a return spring featuring an on/off function
- IP: Industrial packed

|              |         |   | A<br>mm | B<br>mm | C<br>mm | D<br>mm | E<br>mm | F<br>mm | G<br>mm |     |     |     |
|--------------|---------|---|---------|---------|---------|---------|---------|---------|---------|-----|-----|-----|
| 2628 G-160   | 0042999 | 5 | 160     | 33      | 23      | 10.5    | 3.5     | 10.5    | 12      | 2.0 | 1.8 | 190 |
| 2628 G-180   | 0042678 | 5 | 180     | 36      | 25      | 11.0    | 4.0     | 11.0    | 14      | 2.5 | 2.0 | 240 |
| 2628 G-200   | 0103539 | 5 | 200     | 39      | 27      | 12.0    | 4.5     | 12.0    | 16      | 3.0 | 2.5 | 300 |
| 2628 G-160IP | 0055357 | 5 | 160     | 33      | 23      | 10.5    | 3.5     | 10.5    | 12      | 2.0 | 1.8 | 190 |
| 2628 G-180IP | 0044030 | 5 | 180     | 36      | 25      | 11.0    | 4.0     | 11.0    | 14      | 2.5 | 2.0 | 240 |
| 2628G-200IP  | 0101085 | 5 | 200     | 39      | 27      | 12.0    | 4.5     | 12.0    | 16      | 3.0 | 2.5 | 300 |

## 2628GC

ergo®



## COMBINATION PLIERS

- Combination pliers developed according to the scientific ERGO™ process
- ISO 5746
- Finish: Chrome plated, anti-corrosion treated
- Material: High performance alloy steel
- ERGO™ handles with 2-component combination, thermoplastic surface on tough polypropylene which gives superior grip
- Edges specially designed to cut harder material such as piano wire and spring steel wire
- Gripping surfaces particularly suited for gripping round and flat material
- Round shaped jaws give improved accessibility in confined spaces
- The distance from the joint to the centre of the cutting edges is reduced: giving leverage and increased cutting capacity
- Equipped with a return spring featuring an on/off function
- IP: Industrial packed


|               |         |   | A<br>mm | B<br>mm | C<br>mm | D<br>mm | E<br>mm | F<br>mm | G<br>mm |     |     |     |
|---------------|---------|---|---------|---------|---------|---------|---------|---------|---------|-----|-----|-----|
| 2628 GC-160IP | 0101863 | 5 | 160     | 33      | 23      | 10.5    | 3.5     | 10.5    | 12      | 2.0 | 1.8 | 190 |
| 2628 GC-180IP | 0101870 | 5 | 180     | 36      | 25      | 11.0    | 4.0     | 11.0    | 14      | 2.5 | 2.0 | 240 |
| 2628 GC-200IP | 0101887 | 5 | 200     | 39      | 27      | 12.0    | 4.5     | 12.0    | 16      | 3.0 | 2.5 | 300 |



# COMBINATION PLIERS

## 2628D

### COMBINATION PLIERS



- ISO 5746
- Finish: Black finish, anti-corrosion treated
- Material: High performance alloy steel, PVC coated handles
- Edges specially designed to cut harder material such as piano wire and spring steel wire
- Gripping surfaces particularly suited for gripping round and flat material
- Round shaped jaws give improved accessibility in confined spaces
- The distance from the joint to the centre of the cutting edges is reduced, giving greater leverage and increased cutting capacity

|            | <br>731415 |   | A<br>mm | B<br>mm | C<br>mm | D<br>mm | E<br>mm | F<br>mm | G<br>mm | <br>Fe+<br>mm | <br>Piano<br>mm | <br>g |
|------------|------------|---|---------|---------|---------|---------|---------|---------|---------|---------------|-----------------|-------|
| 2628 D-160 | 0123193    | 5 | 160     | 33      | 23      | 11      | 3.5     | 10.5    | 12      | 2.0           | 1.8             | 190   |
| 2628 D-180 | 0042661    | 5 | 180     | 36      | 25      | 11      | 4       | 11      | 14      | 2.5           | 2.0             | 240   |
| 2628 D-200 | 0123315    | 5 | 200     | 41      | 29      | 12      | 4.5     | 12.0    | 16      | 3.0           | 2.5             | 290   |

## 2628S

### COMBINATION PLIERS



IEC 60900 1000V




- Insulated combination pliers
- ISO 5746, IEC 60900
- Finish: Black finish, anti-corrosion treated
- Material: High performance alloy steel, plastic injected handles
- Edges specially designed to cut harder material such as piano wire and spring steel wire
- Gripping surfaces particularly suited for gripping round and flat material
- Round shaped jaws give improved accessibility in confined spaces
- The distance from the joint to the centre of the cutting edges is reduced: giving greater leverage and increased cutting capacity

|            | <br>731415 |   | A<br>mm | B<br>mm | C<br>mm | D<br>mm | E<br>mm | F<br>mm | G<br>mm | <br>Fe+<br>mm | <br>Piano<br>mm | <br>g |
|------------|------------|---|---------|---------|---------|---------|---------|---------|---------|---------------|-----------------|-------|
| 2628 S-180 | 0044054    | 3 | 180     | 36      | 25      | 11      | 4.0     | 11      | 14      | 2.5           | 2.0             | 240   |
| 2628 S-200 | 0043002    | 3 | 200     | 39      | 27      | 12      | 4.5     | 12      | 16      | 3.0           | 2.5             | 300   |



## 2630GC

ergo®


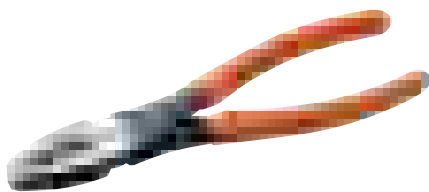


## COMBINATION PLIERS

- Combination pliers developed according to the scientific ERGO™ process
- ISO 5746
- Finish: Chrome plated, anti-corrosion treated
- Material: High performance alloy steel
- ERGO™ handles with 2-component combination, thermoplastic surface on tough polypropylene which gives superior grip
- Reinforced cutting edges specially designed to cut harder material such as piano wire and spring steel wire
- Gripping surfaces particularly suited for gripping round and flat material
- Round shaped jaws give improved accessibility in confined spaces
- The distance from the joint to the centre of the cutting edges is reduced: greater leverage and increased cutting capacity
- Equipped with a return spring featuring an on/off function
- IP: Industrial packed

|              |         |   | A<br>mm | B<br>mm | C<br>mm | D<br>mm | E<br>mm | F<br>mm | G<br>mm |     |     |     |
|--------------|---------|---|---------|---------|---------|---------|---------|---------|---------|-----|-----|-----|
| 2630GC-160IP | 0180165 | 1 | 160     | 33      | 23      | 11.5    | 3.5     | 10.5    | 12      | 2.0 | 1.8 | 190 |
| 2630GC-180IP | 0180172 | 1 | 180     | 36      | 25      | 11.0    | 4.0     | 12.0    | 14      | 2.5 | 2.0 | 240 |
| 2630GC-200IP | 0180189 | 1 | 200     | 39      | 27      | 13.0    | 4.5     | 12.0    | 16      | 3.0 | 2.5 | 300 |

## 2630D



## COMBINATION PLIERS

- ISO 5746
- Finish: Black finish, anti-corrosion treated
- Material: High performance alloy steel, PVC coated handles
- Reinforced cutting edges specially designed to cut harder material such as piano wire and spring steel wire
- Gripping surfaces particularly suited to gripping round and flat material
- Round shaped jaws give improved accessibility in confined spaces
- The distance from the joint to the centre of the cutting edges is reduced, giving greater leverage and increased cutting capacity


|           |         |   | A<br>mm | B<br>mm | C<br>mm | D<br>mm | E<br>mm | F<br>mm | G<br>mm |     |     |     |
|-----------|---------|---|---------|---------|---------|---------|---------|---------|---------|-----|-----|-----|
| 2630D-160 | 0123612 | 5 | 160     | 33      | 23      | 11.5    | 3.5     | 10.5    | 12      | 2.0 | 1.8 | 190 |
| 2630D-180 | 0123681 | 5 | 180     | 36      | 25      | 12.0    | 4.0     | 11.0    | 14      | 2.5 | 2.0 | 240 |
| 2630D-200 | 0123728 | 5 | 200     | 39      | 27      | 13.0    | 4.5     | 12.0    | 16      | 3.0 | 2.5 | 300 |




# COMBINATION PLIERS

## 2688D

### COMBINATION PLIERS




- Finish: Black finish, anti-corrosion treated
- Material: High performance alloy steel, PVC coated handles
- Application: Crimping die behind hinge for superior leverage when crimping
- The edges designed to cut medium hard wire
- Gripping surfaces particularly suited to flat material



|           | <br>731415 |   | A<br>mm | B<br>mm | C<br>mm | D<br>mm | E<br>mm | <br>g |
|-----------|------------|---|---------|---------|---------|---------|---------|-------|
| 2688D-250 | 0123520    | 1 | 250     | 41      | 32      | 16      | 8       | 480   |

## 2640D

### COMBINATION PLIERS



- ISO 5746
- Finish: Black finish, anti-corrosion treated
- Material: High performance alloy steel, PVC coated handles
- Traditional linesmen pliers, edges designed to cut medium hard wire
- Gripping surfaces particularly suited to flat material



|           | <br>731415 |    | A<br>mm | B<br>mm | C<br>mm | D<br>mm | E<br>mm | F<br>mm | G<br>mm | <br>Cu<br>mm | <br>Fe<br>mm | <br>Fe+<br>mm | <br>g |
|-----------|------------|----|---------|---------|---------|---------|---------|---------|---------|--------------|--------------|---------------|-------|
| 2640D-160 | 0123766    | 10 | 160     | 26      | 22      | 10      | 6       | 10      | 13      | 3.0          | 2.7          | 2.5           | 160   |
| 2640D-180 | 0123773    | 5  | 180     | 30      | 25      | 12      | 7       | 12      | 16      | 3.0          | 2.7          | 2.5           | 240   |
| 2640D-200 | 0123797    | 5  | 200     | 34      | 27      | 14      | 7       | 14      | 18      | 3.5          | 3.0          | 2.5           | 330   |

## 2665B

### COMBINATION PLIERS



- ISO 5746
- Finish: Nickel and chrome plated, fine-polished
- Material: Vanadium-extra, handles are orange, transparent cellulose acetate
- "Open" joint, in which the distance from the joint centre to the cutting edges is reduced, results in greater leverage and increased cutting capacity
- Round shaped jaws give improved accessibility in confined spaces
- Edges specially designed to cut harder material such as piano wire and spring steel wire
- Gripping surfaces particularly suited for gripping round and flat material





|            | <br>731415 |   | A<br>mm | B<br>mm | C<br>mm | D<br>mm | E<br>mm | F<br>mm | G<br>mm | <br>Fe+<br>mm | <br>Piano<br>mm | <br>g |
|------------|------------|---|---------|---------|---------|---------|---------|---------|---------|---------------|-----------------|-------|
| 2665 B-160 | 1066000    | 1 | 160     | 33      | 23      | 10.0    | 3       | 10.0    | 12      | 2.0           | 1.8             | 190   |
| 2665 B-180 | 1066017    | 1 | 180     | 36      | 25      | 10.5    | 4       | 10.5    | 14      | 2.5           | 2.0             | 240   |
| 2665 B-200 | 1066024    | 1 | 200     | 38      | 25      | 11.0    | 4       | 11.0    | 15      | 3.0           | 2.5             | 300   |



## 2665VDE

### COMBINATION PLIERS




- Insulated combination pliers
- ISO 5746, IEC 60900
- Finish: Nickel-chrome plated, fine-polished, anti-corrosion treated
- Material: Vanadium-extra, handles are red, transparent cellulose acetate
- “Open” joint, in which the distance from the joint centre to the cutting edges is reduced, results in greater leverage and increased cutting capacity
- Round shaped jaws give improved accessibility in confined spaces
- Edges specially designed to cut harder material such as piano wire and spring steel wire
- Gripping surfaces particularly suited for gripping round and flat material

|              | <br>731415 |   | A<br>mm | B<br>mm | C<br>mm | D<br>mm | E<br>mm | F<br>mm | G<br>mm | <br>Fe+<br>mm | <br>Piano<br>mm |     |
|--------------|------------|---|---------|---------|---------|---------|---------|---------|---------|---------------|-----------------|-----|
| 2665 VDE-160 | 1542023    | 1 | 160     | 33      | 23      | 10.0    | 3       | 10.0    | 12      | 2.0           | 1.8             | 190 |
| 2665 VDE-180 | 1498610    | 1 | 180     | 36      | 25      | 10.5    | 4       | 10.5    | 14      | 2.5           | 2.0             | 240 |
| 2665 VDE-200 | 1498887    | 1 | 200     | 38      | 25      | 11.0    | 4       | 11.0    | 15      | 3.0           | 2.5             | 300 |

## 2678G

### COMBINATION PLIERS



- ISO 5746
- Finish: Polished and lacquered for extra rust protection
- Material: High performance alloy steel, 2-component handles

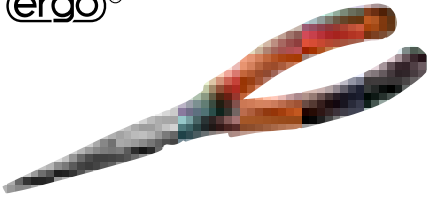
|            | <br>731415 |   | A<br>mm | B<br>mm | C<br>mm | D<br>mm | E<br>mm | F<br>mm | G<br>mm | <br>Fe+<br>mm | <br>Piano<br>mm |      |
|------------|------------|---|---------|---------|---------|---------|---------|---------|---------|---------------|-----------------|------|
| 2678 G-160 | 0116157    | 5 | 160     | 35      | 24      | 10      | 6       | 10      | 35      | 1.7           | 1.3             | 195  |
| 2678 G-180 | 0116164    | 5 | 180     | 38      | 27      | 11      | 7       | 11      | 38      | 2.0           | 1.4             | 2.25 |
| 2678 G-200 | 0116171    | 5 | 205     | 43      | 30      | 12      | 7       | 12      | 43      | 2.5           | 1.5             | 300  |



# SNIPE NOSE PLIERS

## 2430G

## SNIPE NOSE PLIERS

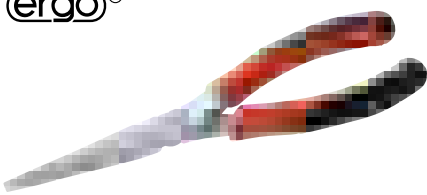


- Snipe nose pliers developed according to the scientific ERGO™ process
- ISO 5745
- Finish: Black finish, anti-corrosion treated
- Material: High performance alloy steel
- ERGO™ handles with 2-component combination, thermoplastic surface on tough polypropylene which gives superior grip
- Slim semicircular shaped and serrated jaws
- Sharp edges for cutting softer material such as copper and plastic insulated wire
- Tips give a good grip and improved accessibility in confined spaces
- Equipped with a return spring featuring an on/off function
- IP: Industrial packed

|               | <br>731415 |   | A<br>mm | B<br>mm | C<br>mm | D<br>mm | E<br>mm | F<br>mm | G<br>mm | <br>Cu<br>mm | <br>Fe<br>mm | <br>Fe+<br>mm | <br>g |
|---------------|------------|---|---------|---------|---------|---------|---------|---------|---------|--------------|--------------|---------------|-------|
| 2430 G-140    | 0102563    | 5 | 140     | 39      | 15      | 8       | 2.5     | 2.0     | 12      | 2.5          | 1.8          | 1.4           | 120   |
| 2430 G-160    | 0024070    | 5 | 160     | 49      | 16      | 8       | 3.0     | 2.5     | 12      | 3.0          | 1.8          | 1.6           | 160   |
| 2430 G-200    | 0100422    | 5 | 200     | 72      | 17      | 9       | 4.0     | 2.5     | 12      | 3.0          | 1.8          | 1.6           | 170   |
| 2430 G-140 IP | 0102143    | 5 | 140     | 39      | 15      | 8       | 2.5     | 2.0     | 12      | 2.5          | 1.8          | 1.4           | 120   |
| 2430 G-160 IP | 0100811    | 5 | 160     | 49      | 16      | 8       | 3.0     | 2.5     | 12      | 3.0          | 1.8          | 1.6           | 160   |
| 2430 G-200 IP | 0100835    | 5 | 200     | 72      | 17      | 9       | 4.0     | 2.5     | 12      | 3.0          | 1.8          | 1.6           | 170   |

## 2430GC

## SNIPE NOSE PLIERS




- Snipe nose pliers developed according to the scientific ERGO™ process
- ISO 5745
- Finish: Chrome plated, anti-corrosion treated
- Material: High performance alloy steel
- ERGO™ handles with 2-component combination, thermoplastic surface on tough polypropylene which gives superior grip
- Slim semicircular shaped and serrated jaws
- Sharp edges for cutting softer material such as copper and plastic insulated wire
- Tips give a good grip and improved accessibility in confined spaces
- Equipped with a return spring featuring an on/off function
- IP: Industrial packed

|                | <br>731415 |   | A<br>mm | B<br>mm | C<br>mm | D<br>mm | E<br>mm | F<br>mm | G<br>mm | <br>Cu<br>mm | <br>Fe<br>mm | <br>Fe+<br>mm | <br>g |
|----------------|------------|---|---------|---------|---------|---------|---------|---------|---------|--------------|--------------|---------------|-------|
| 2430 GC-140 IP | 0102150    | 5 | 140     | 39      | 15      | 8       | 2.5     | 2.0     | 12      | 2.5          | 1.8          | 1.4           | 120   |
| 2430 GC-160 IP | 0102167    | 5 | 160     | 49      | 16      | 8       | 3.0     | 2.5     | 12      | 3.0          | 1.8          | 1.6           | 160   |
| 2430 GC-200 IP | 0102174    | 5 | 200     | 72      | 17      | 9       | 4.0     | 2.5     | 12      | 3.0          | 1.8          | 1.6           | 170   |



## 2430G-HD

ergo®



## SNIPE NOSE PLIERS

- Heavy-duty snipe nose pliers developed according to the scientific ERGO™ process
- ISO 5745
- Finish: Black finish, anti-corrosion treated
- Material: High performance alloy steel
- ERGO™ handles with 2-component combination, thermoplastic surface on tough polypropylene which gives superior grip
- Withstands 50% higher torque compared to regular snipe nose
- Sharp edges for cutting softer material such as copper and plastic insulated wire
- Tips give a good grip and improved accessibility in confined spaces
- Equipped with a return spring featuring an on/off function

|              |                   |   | A<br>mm | B<br>mm | C<br>mm | D<br>mm | E<br>mm | F<br>mm | G<br>mm |     |     |     |     |
|--------------|-------------------|---|---------|---------|---------|---------|---------|---------|---------|-----|-----|-----|-----|
| 2430 G-190HD | 731151<br>8259945 | 5 | 190     | 62      | 17      | 9       | 3.0     | 2.5     | 12      | 3.0 | 1.8 | 1.6 | 170 |
| 2430 G-210HD | 8259952           | 5 | 210     | 60      | 23      | 12      | 3.8     | 3.1     | 16      | 4.0 | 2.5 | 2.0 | 270 |

## 2430D



## SNIPE NOSE PLIERS

- ISO 5745
- Finish: Black finish, anti-corrosion treated
- Material: High performance alloy steel, PVC coated handles
- Slim semicircular shaped and serrated jaws
- Sharp edges for cutting softer material such as copper and plastic insulated wire
- Tips give a good grip and improved accessibility in confined spaces
- IP: Industrial packed

|               |                   |   | A<br>mm | B<br>mm | C<br>mm | D<br>mm | E<br>mm | F<br>mm | G<br>mm |     |     |     |     |
|---------------|-------------------|---|---------|---------|---------|---------|---------|---------|---------|-----|-----|-----|-----|
| 2430 D-140    | 731415<br>0032853 | 5 | 140     | 39      | 15      | 8       | 2.5     | 2.0     | 12      | 2.5 | 1.8 | 1.4 | 120 |
| 2430 D-160    | 0032860           | 5 | 160     | 49      | 16      | 8       | 3.0     | 2.5     | 12      | 3.0 | 1.8 | 1.6 | 160 |
| 2430 D-200    | 0032884           | 5 | 200     | 72      | 17      | 9       | 4.0     | 2.5     | 12      | 3.0 | 1.8 | 1.6 | 170 |
| 2430 D-140 IP | 0100774           | 5 | 140     | 39      | 15      | 8       | 2.5     | 2.0     | 12      | 2.5 | 1.8 | 1.4 | 120 |
| 2430 D-160 IP | 0100781           | 5 | 160     | 49      | 16      | 8       | 3.0     | 2.5     | 12      | 3.0 | 1.8 | 1.6 | 160 |
| 2430 D-200 IP | 0100804           | 5 | 200     | 72      | 17      | 9       | 4.0     | 2.5     | 12      | 3.0 | 1.8 | 1.6 | 170 |





# SNIPE NOSE PLIERS

2430S

## SNIPE NOSE PLIERS



- Insulated snipe nose pliers
- ISO 5745, IEC 60900
- Finish: Black finish, anti-corrosion treated
- Material: High performance alloy steel, plastic injected handles
- Slim semicircular shaped and serrated jaws
- Sharp edges for cutting softer material such as copper and plastic insulated wire
- Tips give a good grip and improved accessibility in confined spaces


IEC 60900 1000V



|            | <br>731415 |   | A<br>mm | B<br>mm | C<br>mm | D<br>mm | E<br>mm | F<br>mm | G<br>mm |     |     |     |     |
|------------|------------|---|---------|---------|---------|---------|---------|---------|---------|-----|-----|-----|-----|
| 2430 S-200 | 0033010    | 3 | 200     | 72      | 17      | 9       | 4       | 2.5     | 12      | 3.0 | 1.8 | 1.6 | 170 |

2719SB/2457B/2456AB

## SNIPE NOSE PLIERS




- ISO 5745
- Finish: Nickel-chrome plated, fine-polished, anti-corrosion treated
- Material: Vanadium-extra, handles are orange, transparent cellulose acetate
- Serrated jaws



|         | <br>731415 |   | A<br>mm | B<br>mm | C<br>mm | D<br>mm | E<br>mm | F<br>mm | G<br>mm |      |     |
|---------|------------|---|---------|---------|---------|---------|---------|---------|---------|------|-----|
| 2719 SB | 1381189    | 1 | 140     | 38.5    | 15.0    | 8       | 3       | 1.5     | 12      | 1.25 | 125 |
| 2457 B  | 1063221    | 1 | 160     | 49.0    | 16.0    | 8       | 3       | 2.0     | 12      | 1.5  | 125 |
| 2456 AB | 1063122    | 1 | 200     | 71.5    | 16.5    | 9       | 3       | 2.5     | 12      | 2.0  | 180 |

2457/2456A

## SNIPE NOSE PLIERS



- ISO 5745
- Finish: Nickel-chrome plated, fine-polished, anti-corrosion treated
- Material: Vanadium-extra, PVC coated handles
- Serrated jaws



|        | <br>731415 |   | A<br>mm | B<br>mm | C<br>mm | D<br>mm | E<br>mm | F<br>mm | G<br>mm |     |     |
|--------|------------|---|---------|---------|---------|---------|---------|---------|---------|-----|-----|
| 2457   | 1063214    | 1 | 160     | 50.0    | 16      | 8       | 3       | 1.5     | 12.5    | 1.5 | 105 |
| 2456 A | 1063115    | 1 | 200     | 74.5    | 17      | 9       | 3       | 2.5     | 14.0    | 2.0 | 150 |



## 2457VDE/2456AVDE

### SNIPE NOSE PLIERS




- Insulated snipe nose pliers
- ISO 5745, IEC 60900
- Finish: Nickel and chrome plated, fine-polished
- Material: Vanadium-extra
- Handles are red cellulose acetate
- Serrated jaws




|           | <br>731415 |   | A<br>mm | B<br>mm | C<br>mm | D<br>mm | E<br>mm | F<br>mm | G<br>mm | <br>Fe<br>mm | <br>g |
|-----------|------------|---|---------|---------|---------|---------|---------|---------|---------|--------------|-------|
| 2457 VDE  | 1498375    | 1 | 160     | 49      | 15.5    | 8       | 4       | 2.0     | 12      | 2.0          | 130   |
| 2456 AVDE | 1598082    | 1 | 200     | 76      | 17.5    | 9       | 3       | 2.5     | 14      | 2.0          | 180   |

## 2470G

### SNIPE NOSE PLIERS




- ISO 5745
- Finish: Polished and lacquered for extra rust protection
- Material: High performance alloy steel, 2-component handles



|            | <br>731415 |   | A<br>mm | B<br>mm | C<br>mm | D<br>mm | E<br>mm | F<br>mm | G<br>mm | <br>Cu<br>mm | <br>Fe<br>mm | <br>Fe+<br>mm | <br>g |
|------------|------------|---|---------|---------|---------|---------|---------|---------|---------|--------------|--------------|---------------|-------|
| 2470 G-160 | 0116188    | 5 | 165     | 48      | 18      | 9       | 3       | 2       | 48      | 3.0          | 1.5          | 1.0           | 160   |
| 2470 G-200 | 0116195    | 5 | 210     | 71      | 22      | 11      | 4       | 3       | 71      | 3.0          | 1.5          | 1.0           | 190   |

## 158-N

### SNIPE NOSE PLIER, LONG



- Finish: Fine-polished, anti-corrosion treated
- Material: High performance alloy steel, PVC coated handles
- Extra long slim shaped serrated jaws
- Accurately machined jaws provide a sure grip on the work piece
- Tips give good grip and improved accessibility in confined spaces

|       | <br>731151 |    | <br>L<br>mm | <br>g |
|-------|------------|----|-------------|-------|
| 158-N | 8277239    | 12 | 280         | 265   |

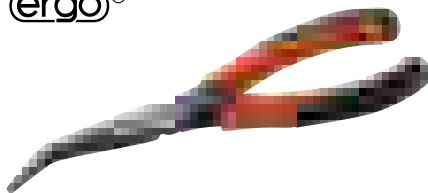


## SNIPE NOSE PLIERS, BENT TIP

2427G

### SNIPE NOSE PLIERS, 60°

ergo®



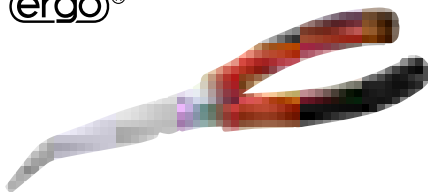
- Snipe nose pliers with bent tips angled at 60° developed according to the scientific ERGO™ process
- ISO 5745
- Finish: Black finish, anti-corrosion treated
- Material: High performance alloy steel
- ERGO™ handles with 2-component combination, thermoplastic surface on tough polypropylene which gives superior grip
- Slim semicircular shaped and serrated jaws
- Sharp edges for cutting softer material such as copper and plastic insulated wire
- Tips give a good grip and improved accessibility in confined spaces
- Equipped with a return spring featuring an on/off function
- IP: Industrial packed

|               | <br>731415 |   | A<br>mm | B<br>mm | C<br>mm | D<br>mm | E<br>mm | F<br>mm | G<br>mm | <br>Cu<br>mm | <br>Fe<br>mm | <br>Fe+<br>mm | <br>g |
|---------------|------------|---|---------|---------|---------|---------|---------|---------|---------|--------------|--------------|---------------|-------|
| 2427 G-160    | 0100408    | 5 | 160     | 46      | 17      | 9       | 2       | 2       | 12      | 3.0          | 1.8          | 1.6           | 160   |
| 2427 G-200    | 0100415    | 5 | 200     | 70      | 17      | 9       | 2       | 2       | 12      | 3.0          | 1.8          | 1.6           | 170   |
| 2427 G-160 IP | 0100743    | 5 | 160     | 46      | 17      | 9       | 2       | 2       | 12      | 3.0          | 1.8          | 1.6           | 160   |
| 2427 G-200 IP | 0100750    | 5 | 200     | 70      | 17      | 9       | 2       | 2       | 12      | 3.0          | 1.8          | 1.6           | 170   |

2427GC

### SNIPE NOSE PLIERS, 60°

ergo®




- Snipe nose pliers with bent tips angled at 60° developed according to the scientific ERGO™ process
- ISO 5745
- Finish: Chrome plated, anti-corrosion treated
- Material: High performance alloy steel
- ERGO™ handles with 2-component combination, thermoplastic surface on tough polypropylene which gives superior grip
- Slim semicircular shaped and serrated jaws
- Sharp edges for cutting softer material such as copper and plastic insulated wire
- Tips give a good grip and improved accessibility in confined spaces
- Equipped with a return spring featuring an on/off function
- IP: Industrial packed

|               | <br>731415 |   | A<br>mm | B<br>mm | C<br>mm | D<br>mm | E<br>mm | F<br>mm | G<br>mm | <br>Cu<br>mm | <br>Fe<br>mm | <br>Fe+<br>mm | <br>g |
|---------------|------------|---|---------|---------|---------|---------|---------|---------|---------|--------------|--------------|---------------|-------|
| 2427 GC-160IP | 0102051    | 5 | 160     | 46      | 17      | 9       | 2       | 2       | 12      | 3.0          | 1.8          | 1.6           | 160   |
| 2427 GC-200IP | 0102075    | 5 | 200     | 70      | 17      | 9       | 2       | 2       | 12      | 3.0          | 1.8          | 1.6           | 170   |



## 2427D

### SNIPE NOSE PLIERS, 60°



- ISO 5745
- Finish: Black finish, anti-corrosion treated
- Material: High performance alloy steel, PVC coated handles
- Slim semicircular shaped and serrated jaws
- Sharp edges for cutting softer material such as copper and plastic insulated wire
- Tips bent at 60° that give a good grip and improved accessibility in confined spaces



|            |  |         |  | A<br>mm | B<br>mm | C<br>mm | D<br>mm | E<br>mm | F<br>mm | G<br>mm |     |     |     |     |
|------------|--|---------|--|---------|---------|---------|---------|---------|---------|---------|-----|-----|-----|-----|
| 2427 D-160 |  | 731415  |  | 160     | 46      | 17      | 9       | 2       | 2       | 12      | 3.0 | 1.8 | 1.6 | 160 |
| 2427 D-200 |  | 0169030 |  | 200     | 10      | 17      | 9       | 2       | 2       | 12      | 3.0 | 1.8 | 1.6 | 170 |

## 2427S

### SNIPE NOSE PLIERS, 60°



- Insulated snipe nose pliers with a tip angled at 60°
- ISO 5745, IEC 60900
- Finish: Black finish, anti-corrosion treated
- Material: High performance alloy steel, plastic injected handles
- Sharp edges for cutting softer material such as copper and plastic insulated wire
- Equipped with a return spring featuring an on/off function

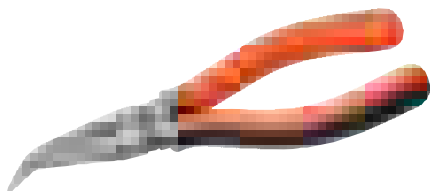
IEC 60900 1000V



|            |  |        |  | A<br>mm | B<br>mm | C<br>mm | D<br>mm | E<br>mm | F<br>mm | G<br>mm |     |     |     |     |
|------------|--|--------|--|---------|---------|---------|---------|---------|---------|---------|-----|-----|-----|-----|
| 2427 S-200 |  | 731415 |  | 200     | 70      | 17      | 9       | 2       | 2       | 12      | 3.0 | 1.8 | 1.6 | 170 |

## 2477G-200

### SNIPE NOSE PLIERS, 60°



- ISO 5745
- Finish: Lacquered and polished for extra rust protection
- Material: High performance alloy steel, 2-component handles




|            |  |        |  | A<br>mm | B<br>mm | C<br>mm | D<br>mm | E<br>mm | F<br>mm | G<br>mm |     |     |     |     |
|------------|--|--------|--|---------|---------|---------|---------|---------|---------|---------|-----|-----|-----|-----|
| 2477 G-200 |  | 731415 |  | 210     | 70      | 22      | 11      | 4       | 3       | 70      | 3.0 | 1.5 | 1.0 | 185 |



## SNIPE NOSE PLIERS, BENT TIP

### 2456BB

### SNIPE NOSE PLIERS, 45°




- ISO 5745
- Finish: Nickel-chrome plated, fine-polished, anti-corrosion treated
- Material: Vanadium-extra, handles are orange, transparent cellulose acetate
- Serrated jaws bent at 45°



|         |            |   |         |         |         |         |         |         |         |               |       |
|---------|------------|---|---------|---------|---------|---------|---------|---------|---------|---------------|-------|
|         | <br>731415 |   | A<br>mm | B<br>mm | C<br>mm | D<br>mm | E<br>mm | F<br>mm | G<br>mm | <br>Fe+<br>mm | <br>g |
| 2456 BB | 1063160    | 1 | 195     | 69      | 17.5    | 9       | 3       | 2.5     | 13      | 2.0           | 180   |

### 2456B

### SNIPE NOSE PLIERS, 45°



- ISO 5745
- Finish: Nickel-chrome plated, fine-polished, anti-corrosion treated
- Material: Vanadium-extra, PVC coated handles
- Serrated jaws bent at 45°



|        |            |   |         |         |         |         |         |         |         |               |       |
|--------|------------|---|---------|---------|---------|---------|---------|---------|---------|---------------|-------|
|        | <br>731415 |   | A<br>mm | B<br>mm | C<br>mm | D<br>mm | E<br>mm | F<br>mm | G<br>mm | <br>Fe+<br>mm | <br>g |
| 2456 B | 1063153    | 1 | 200     | 71      | 17.5    | 9       | 3       | 2.5     | 13      | 2.0           | 150   |

### 2456BVDE

### SNIPE NOSE PLIERS, 45°



- Insulated snipe nose pliers with tips bent at 45°
- ISO 5745, IEC 60900
- Finish: Nickel and chrome plated, fine-polished
- Material: Vanadium-extra
- Handles are red cellulose acetate
- Serrated jaws




|           |            |   |         |         |         |         |         |         |         |               |       |
|-----------|------------|---|---------|---------|---------|---------|---------|---------|---------|---------------|-------|
|           | <br>731415 |   | A<br>mm | B<br>mm | C<br>mm | D<br>mm | E<br>mm | F<br>mm | G<br>mm | <br>Fe+<br>mm | <br>g |
| 2456 BVDE | 1598167    | 1 | 210     | 69      | 17.5    | 9       | 3       | 2.5     | 13      | 2.0           | 210   |



**158-NB**

## SNIPE NOSE PLIERS LONG, BENT TIP, 35°



- Finish: Fine-polished, anti-corrosion treated
- Material: High performance alloy steel, PVC coated handles
- Extra long slim shaped tips bent at 35° with serrated jaws
- Accurately machined jaws provide a sure grip on the work piece
- Tips give good grip and improved accessibility in confined spaces

|        |                   |    |                |          |
|--------|-------------------|----|----------------|----------|
|        |                   |    |                |          |
| 158-NB | 731151<br>8277246 | 12 | L<br>mm<br>270 | g<br>265 |

# MACHINISTS PLIERS



**2477AB**

## MACHINISTS PLIERS



- ISO 5745
- Finish: Nickel and chrome plated, fine-polished
- Material: Vanadium-extra, handles with cellulose acetate coating
- Straight, pointed serrated jaws
- Tips give good grip and improved accessibility in confined spaces
- Particularly suited to precision work

|         |                   |   |         |         |         |         |         |         |          |
|---------|-------------------|---|---------|---------|---------|---------|---------|---------|----------|
|         |                   |   | A<br>mm | B<br>mm | C<br>mm | D<br>mm | E<br>mm | F<br>mm |          |
| 2477 AB | 731415<br>1063825 | 1 | 200     | 78      | 18      | 9       | 2.5     | 2.5     | g<br>180 |

**2477BB**

## MACHINISTS PLIERS



- ISO 5745
- Finish: Nickel and chrome plated, fine-polished
- Material: Vanadium-extra, handles with cellulose acetate coating
- Pointed serrated jaws bent at 45°
- Tips give good grip and improved accessibility in confined spaces
- Particularly suited to precision work

|         |                   |   |         |         |         |         |         |         |          |
|---------|-------------------|---|---------|---------|---------|---------|---------|---------|----------|
|         |                   |   | A<br>mm | B<br>mm | C<br>mm | D<br>mm | E<br>mm | F<br>mm |          |
| 2477 BB | 731415<br>1063849 | 1 | 195     | 73.5    | 16.5    | 9       | 3       | 2.5     | g<br>190 |




# FLAT NOSE PLIERS

2420G

## FLAT NOSE PLIERS

ergo®



- Short flat nose pliers developed according to the scientific ERGO™ process
- ISO 5745
- Finish: Black finish, anti-corrosion treated
- Material: High performance alloy steel
- ERGO™ handles with 2-component combination, thermoplastic surface on tough polypropylene which gives superior grip
- Tips give a good grip and improved accessibility in confined spaces
- Particularly suited for gripping flat material
- Equipped with a return spring featuring an on/off function

|            |            |   |         |         |         |         |         |         |       |
|------------|------------|---|---------|---------|---------|---------|---------|---------|-------|
|            | <br>731415 |   | A<br>mm | B<br>mm | C<br>mm | D<br>mm | E<br>mm | F<br>mm | <br>g |
| 2420 G-125 | 0102525    | 5 | 125     | 23      | 16      | 7       | 2       | 4       | 120   |

2421G

## FLAT NOSE PLIERS

ergo®



- Long flat nose pliers developed according to the scientific ERGO™ process
- ISO 5745
- Finish: Black finish, anti-corrosion treated
- Material: High performance alloy steel
- ERGO™ handles with 2-component combination, thermoplastic surface on tough polypropylene which gives superior grip
- Tips give a good grip and improved accessibility in confined spaces
- Particularly suited for gripping flat material
- Equipped with a return spring featuring an on/off function
- IP: Industrial packed

|               |            |   |         |         |         |         |         |         |       |
|---------------|------------|---|---------|---------|---------|---------|---------|---------|-------|
|               | <br>731415 |   | A<br>mm | B<br>mm | C<br>mm | D<br>mm | E<br>mm | F<br>mm | <br>g |
| 2421 G-140    | 0102532    | 5 | 140     | 39      | 14.5    | 8.0     | 2       | 4.0     | 120   |
| 2421 G-160    | 0102549    | 5 | 160     | 49      | 16.5    | 8.5     | 3       | 5.0     | 170   |
| 2421 G-180    | 0102556    | 5 | 180     | 64      | 17.0    | 8.5     | 3       | 6.5     | 180   |
| 2421 G-140IP  | 0102006    | 5 | 140     | 39      | 14.5    | 8.0     | 2       | 4.0     | 120   |
| 2421 G-160 IP | 0100576    | 5 | 160     | 49      | 16.5    | 8.5     | 3       | 5.0     | 170   |
| 2421 G-180 IP | 0100583    | 5 | 180     | 64      | 17.0    | 8.5     | 3       | 6.5     | 180   |



## 2421GC

ergo®

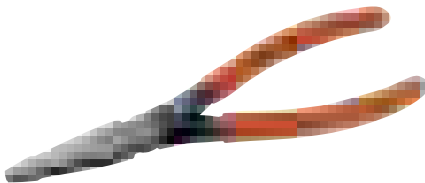


## FLAT NOSE PLIERS

- Long flat nose pliers developed according to the scientific ERGO™ process
- ISO 5745
- Finish: Black finish, anti-corrosion treated
- Material: High performance alloy steel
- ERGO™ handles with 2-component combination, thermoplastic surface on tough polypropylene which gives superior grip
- Tips give a good grip and improved accessibility in confined spaces
- Particularly suited for gripping flat material
- Equipped with a return spring featuring an on/off function

|            | <br>731415 |   | A<br>mm | B<br>mm | C<br>mm | D<br>mm | E<br>mm | F<br>mm | <br>g |
|------------|------------|---|---------|---------|---------|---------|---------|---------|-------|
| 2421GC-160 | 0123902    | 5 | 160     | 49      | 16.5    | 8.5     | 3       | 5.0     | 170   |

## 2421D




## FLAT NOSE PLIERS

- ISO 5745
- Finish: Black finish, anti-corrosion treated
- Material: High performance alloy steel, PVC coated handles
- Tips give a good grip and improved accessibility in confined spaces
- Particularly suited for gripping flat material
- IP: Industrial packed

|              | <br>731415 |   | A<br>mm | B<br>mm | C<br>mm | D<br>mm | E<br>mm | F<br>mm | <br>g |
|--------------|------------|---|---------|---------|---------|---------|---------|---------|-------|
| 2421 D-160   | 0032594    | 5 | 160     | 49      | 16.5    | 8.5     | 3       | 5.0     | 150   |
| 2421 D-140IP | 0101979    | 5 | 140     | 39      | 14.5    | 8.0     | 2       | 4.0     | 120   |
| 2421 D-160IP | 0101986    | 5 | 160     | 49      | 16.5    | 8.5     | 3       | 5.0     | 150   |
| 2421 D-180IP | 0101993    | 5 | 180     | 64      | 17.0    | 8.5     | 3       | 6.5     | 160   |

## 2718B/2458B



## FLAT NOSE PLIERS

- ISO 5745
- Finish: Nickel-chrome plated, fine-polished, anti-corrosion treated
- Material: Vanadium-extra, handles are orange, transparent cellulose acetate
- Serrated jaws

|        | <br>731415 |   | A<br>mm | B<br>mm | C<br>mm | D<br>mm | E<br>mm | F<br>mm | <br>g |
|--------|------------|---|---------|---------|---------|---------|---------|---------|-------|
| 2718 B | 1067380    | 1 | 140     | 40      | 13.0    | 7.5     | 2.5     | 4       | 95    |
| 2458 B | 1063269    | 1 | 180     | 62      | 17.5    | 9.0     | 3.5     | 6       | 170   |





# FLAT NOSE PLIERS

## 2724B/2694B

### FLAT NOSE PLIERS




- ISO 5745
- Finish: Nickel-chrome plated, fine-polished, anti-corrosion treated
- Material: Vanadium-extra, handles are orange, transparent cellulose acetate
- Serrated short jaws



|        | <br>731415 |   | A<br>mm | B<br>mm | C<br>mm | D<br>mm | E<br>mm | F<br>mm |     |
|--------|------------|---|---------|---------|---------|---------|---------|---------|-----|
| 2724 B | 1067601    | 1 | 125     | 22.0    | 14      | 7.5     | 2       | 4       | 120 |
| 2694 B | 1066826    | 1 | 160     | 41.5    | 13      | 9.0     | 4       | 7       | 160 |

## 2718

### FLAT NOSE PLIERS




- ISO 5745
- Finish: Nickel-chrome plated, fine-polished, anti-corrosion treated
- Material: Vanadium-extra, PVC coated handles
- Serrated jaws



|      | <br>731415 |   | A<br>mm | B<br>mm | C<br>mm | D<br>mm | E<br>mm | F<br>mm |    |
|------|------------|---|---------|---------|---------|---------|---------|---------|----|
| 2718 | 1067359    | 1 | 140     | 40      | 13.5    | 7.5     | 3.5     | 5       | 80 |

## 2694VDE/2458VDE

### FLAT NOSE PLIERS



- Insulated flat nose pliers
- ISO 5745, IEC 60900
- Finish: Nickel-chrome plated, fine-polished, anti-corrosion treated
- Material: Vanadium-extra, handles are red, transparent cellulose acetate
- Serrated jaws




|          | <br>731415 |   | A<br>mm | B<br>mm | C<br>mm | D<br>mm | E<br>mm | F<br>mm |     |
|----------|------------|---|---------|---------|---------|---------|---------|---------|-----|
| 2694 VDE | 1498023    | 1 | 160     | 49      | 17      | 9       | 3.5     | 6       | 165 |
| 2458 VDE | 1586829    | 1 | 180     | 64      | 17.5    | 9       | 3.5     | 6       | 175 |



## 2471G

### FLAT NOSE PLIERS



- ISO 5745
- Finish: Lacquered and polished for extra rust protection
- Material: High performance alloy steel 2-component handles



|            |            |   |         |         |         |         |         |         |       |
|------------|------------|---|---------|---------|---------|---------|---------|---------|-------|
|            | <br>731415 |   | A<br>mm | B<br>mm | C<br>mm | D<br>mm | E<br>mm | F<br>mm | <br>g |
| 2471 G-160 | 0116225    | 5 | 165     | 50      | 18      | 9       | 3       | 9       | 160   |

## 7835G

### CONNECTOR PLIER

ergo®



- Connector pliers developed according to the scientific ERGO™ process
- Finish: Black finish, anti-corrosion treated
- Material: High performance alloy steel
- ERGO™ handles with 2-component combination, thermoplastic surface on tough polypropylene which gives superior grip
- Sharp edges for cutting softer material such as copper and plastic insulated wire
- Equipped with a return spring featuring an on/off function
- To assemble connectors within the telecommunication field




|            |            |    |         |         |         |         |         |         |         |     |     |     |       |
|------------|------------|----|---------|---------|---------|---------|---------|---------|---------|-----|-----|-----|-------|
|            | <br>731415 |    | A<br>mm | B<br>mm | C<br>mm | D<br>mm | E<br>mm | F<br>mm | G<br>mm |     |     |     | <br>g |
| 7835 G-160 | 0050253    | 10 | 160     | 20      | 16.5    | 8.5     | 12      | 8       | 6<1/4   | 3.0 | 1.8 | 1.6 | 160   |

## 2713A

### ADJUSTING PLIERS



- DIN 5235
- Finish: Nickel-chrome plated, fine-polished, anti-corrosion treated
- Material: Vanadium-extra, PVC coated handles
- Smooth extra thin jaws for bending contact and relay springs




|        |            |   |         |         |         |         |         |         |       |
|--------|------------|---|---------|---------|---------|---------|---------|---------|-------|
|        | <br>731415 |   | A<br>mm | B<br>mm | C<br>mm | D<br>mm | E<br>mm | F<br>mm | <br>g |
| 2713 A | 1067069    | 1 | 140     | 33      | 14      | 7.5     | 1       | 4       | 100   |




## FLAT NOSE PLIERS

2979D

### NUT PLIER



- Finish: Black finish, anti-corrosion treated
- Material: High performance alloy steel, PVC coated handles
- Service pliers for nut and bolt dimensions with 3-13 mm across-flat widths
- Shape: The design of the handles ensures good access in confined spaces
- Serrated and slightly conical gripping surfaces for good grip round the hexagon
- Gripping capacity: 3-13 mm




|            |                   |   |         |         |         |         |         |         |         |     |
|------------|-------------------|---|---------|---------|---------|---------|---------|---------|---------|-----|
|            |                   |   | A<br>mm | B<br>mm | C<br>mm | D<br>mm | E<br>mm | F<br>mm | G<br>mm |     |
| 2979 D-180 | 731415<br>0034246 | 5 | 180     | 12      | 23      | 11.5    | 5       | 3       | 17      | 200 |



## ROUND NOSE PLIERS

2521G

### ROUND NOSE PLIERS


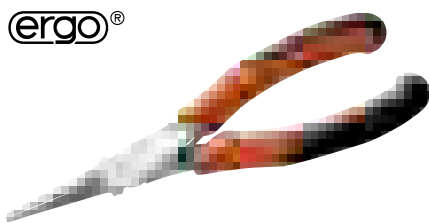


- Round nose pliers developed according to the scientific ERGO™ process
- ISO 5745
- Finish: Black finish, anti-corrosion treated
- Material: High performance alloy steel
- ERGO™ handles with 2-component combination, thermoplastic surface on tough polypropylene which gives superior grip
- Particularly suited to wire bending work
- Equipped with a return spring featuring an on/off function
- IP: Industrial packed

|               |                   |   |         |         |         |         |         |         |     |
|---------------|-------------------|---|---------|---------|---------|---------|---------|---------|-----|
|               |                   |   | A<br>mm | B<br>mm | C<br>mm | D<br>mm | E<br>mm | F<br>mm |     |
| 2521 G-140    | 731415<br>0100293 | 5 | 140     | 37      | 16      | 7       | 3.0     | 1.5     | 115 |
| 2521 G-160 IP | 0100620           | 5 | 160     | 42      | 16      | 7       | 3.0     | 1.5     | 120 |

2521GC

### ROUND NOSE PLIERS




- Round nose pliers developed according to the scientific ERGO™ process
- ISO/DIN 5745
- Finish: Chrome plated, anti-corrosion treated
- Material: Chrome-vanadium. ERGO™ handles with 2-component combination, thermoplastic surface on tough polypropylene which gives superior grip
- Particularly suited to wire bending work
- Equipped with a return spring featuring an on/off function

|            |                   |   |         |         |         |         |         |         |     |
|------------|-------------------|---|---------|---------|---------|---------|---------|---------|-----|
|            |                   |   | A<br>mm | B<br>mm | C<br>mm | D<br>mm | E<br>mm | F<br>mm |     |
| 2521GC-160 | 731415<br>0127146 | 5 | 160     | 42      | 16      | 7       | 3.0     | 1.5     | 410 |




## 2521D

### ROUND NOSE PLIERS




- ISO 5745
- Finish: Black finish, anti-corrosion treated
- Material: High performance alloy steel, PVC coated handles
- Particularly suited to wire bending work




|            | <br>731415 |   | A<br>mm | B<br>mm | C<br>mm | D<br>mm | E<br>mm | F<br>mm | <br>g |
|------------|------------|---|---------|---------|---------|---------|---------|---------|-------|
| 2521 D-140 | 0032907    | 5 | 140     | 37      | 16      | 7       | 3.0     | 1.5     | 100   |
| 2521D-160  | 0127139    | 5 | 160     | 42      | 16      | 7       | 3.0     | 1.5     | 120   |

## 2727B/2698B

### ROUND NOSE PLIERS



- Finish: Nickel-chrome plated, anti-corrosion treated, fine-polished
- Material: Vanadium-extra, handles are cellulose acetate
- Particularly suited to wire bending work
- 2698B with short tips




|        | <br>731415 |   | A<br>mm | B<br>mm | C<br>mm | D<br>mm | E<br>mm | F<br>mm | <br>g |
|--------|------------|---|---------|---------|---------|---------|---------|---------|-------|
| 2727 B | 1067731    | 1 | 140     | 38      | 15      | 8       | 4       | 2       | 120   |
| 2698 B | 1066888    | 1 | 160     | 30      | 15      | 8       | 4       | 2       | 150   |

## 2727

### ROUND NOSE PLIERS



- ISO 5745
- Finish: Nickel-chrome plated, anti-corrosion treated, fine-polished
- Material: Vanadium-extra, PVC coated handles
- Particularly suited to wire bending work
- With short tips



|      | <br>731415 |   | A<br>mm | B<br>mm | C<br>mm | D<br>mm | E<br>mm | F<br>mm | <br>g |
|------|------------|---|---------|---------|---------|---------|---------|---------|-------|
| 2727 | 1067700    | 1 | 140     | 28      | 15      | 8       | 4.5     | 2       | 90    |




## ROUND NOSE PLIERS

2698VDE

### ROUND NOSE PLIERS



- Insulated round nose pliers
- ISO 5745, IEC 60900
- Finish: Nickel-chrome plated, anti-corrosion treated, fine-polished
- Material: Vanadium-extra, handles are red cellulose acetate
- Particularly suited to wire bending



|          |                   |   |         |         |         |         |         |         |     |
|----------|-------------------|---|---------|---------|---------|---------|---------|---------|-----|
|          |                   |   | A<br>mm | B<br>mm | C<br>mm | D<br>mm | E<br>mm | F<br>mm |     |
| 2698 VDE | 731415<br>1498290 | 1 | 160     | 30      | 15      | 8       | 4       | 2       | 150 |



## WIRE STRIPPERS

2223G

### WIRE STRIPPERS

ergo®



- Wire stripping pliers developed according to the scientific ERGO™ process
- For stripping copper cables up to 5 mm
- Finish: Black finish, anti-corrosion treated
- Material: High performance alloy steel, ERGO™ handles with 2-component combination, thermoplastic surface on tough polypropylene which gives superior grip
- Equipped with a return spring featuring an on/off function



|            |                   |   |         |         |         |         |         |             |      |     |
|------------|-------------------|---|---------|---------|---------|---------|---------|-------------|------|-----|
|            |                   |   | A<br>mm | B<br>mm | C<br>mm | D<br>mm | G<br>mm |             | AWG  |     |
| 2223 G-150 | 731415<br>0113651 | 5 | 167     | 46      | 15      | 8       | 8       | 0.5-5<br>mm | 4-23 | 170 |

2223GC

### WIRE STRIPPERS

ergo®



- Wire stripping pliers developed according to the scientific ERGO™ process
- For stripping copper cables up to 5 mm
- Finish: Chrome plated, anti-corrosion treated
- Material: High performance alloy steel
- ERGO™ handles with 2-component combination, thermoplastic surface on tough polypropylene which gives superior grip
- Equipped with a return spring featuring an on/off function




|            |                   |   |         |         |         |         |         |             |      |     |
|------------|-------------------|---|---------|---------|---------|---------|---------|-------------|------|-----|
|            |                   |   | A<br>mm | B<br>mm | C<br>mm | D<br>mm | G<br>mm |             | AWG  |     |
| 2223GC-150 | 731415<br>0123919 | 5 | 167     | 146     | 15      | 8       | 8       | 0.5-5<br>mm | 4-23 | 170 |




## 2223D

### WIRE STRIPPERS




- For stripping copper cables up to 5 mm
- Finish: Black finish, anti-corrosion treated
- Material: High performance alloy steel, PVC coated handles



|            |            |   |         |         |         |         |         |        |      |       |
|------------|------------|---|---------|---------|---------|---------|---------|--------|------|-------|
|            | <br>731415 |   | A<br>mm | B<br>mm | C<br>mm | D<br>mm | G<br>mm | <br>mm | AWG  | <br>g |
| 2223 D-150 | 0033591    | 5 | 160     | 46      | 15      | 8       | 8       | 0.5-5  | 4-23 | 140   |


## 2223S

### WIRE STRIPPERS



- Insulated wire stripping pliers, for copper cables up to 5 mm
- IEC 60900
- Finish: Black finish, anti-corrosion treated
- Material: High performance alloy steel, plastic injected handles


IEC 60900 1000V



|            |            |   |         |         |         |         |         |        |      |       |
|------------|------------|---|---------|---------|---------|---------|---------|--------|------|-------|
|            | <br>731415 |   | A<br>mm | B<br>mm | C<br>mm | D<br>mm | G<br>mm | <br>mm | AWG  | <br>g |
| 2223 S-150 | 0032983    | 3 | 167     | 46      | 15      | 8       | 8       | 0.5-5  | 4-23 | 170   |

## 3417NFB

### WIRE STRIPPERS



- Finish: Nickel-chrome plated, anti-corrosion treated, fine-polished
- Material: Vanadium-extra, handles are orange cellulose acetate



|           |            |   |         |         |         |         |         |        |      |       |
|-----------|------------|---|---------|---------|---------|---------|---------|--------|------|-------|
|           | <br>731415 |   | A<br>mm | B<br>mm | C<br>mm | D<br>mm | G<br>mm | <br>mm | AWG  | <br>g |
| 3417 NF B | 1072216    | 1 | 160     | 38      | 15      | 9       | 6.0     | 0.5-5  | 4-23 | 160   |



## WIRE STRIPPERS

3417NF

### WIRE STRIPPERS



- Finish: Nickel-chrome plated, anti-corrosion treated, fine-polished
- Material: Vanadium-extra, PVC coated handles

|         |         |   |         |         |         |         |         |       |      |     |
|---------|---------|---|---------|---------|---------|---------|---------|-------|------|-----|
|         |         |   | A<br>mm | B<br>mm | C<br>mm | D<br>mm | G<br>mm |       | AWG  |     |
| 3417 NF | 1072209 | 1 | 160     | 38      | 15      | 9       | 6.0     | 0.5-5 | 4-23 | 150 |



3417NFVDE

### WIRE STRIPPERS



- Insulated wire stripping pliers
- IEC 60900
- Finish: Nickel-chrome plated, anti-corrosion treated, fine-polished
- Material: Vanadium-extra, handles of red cellulose acetate



|             |         |   |         |         |         |         |         |       |      |     |
|-------------|---------|---|---------|---------|---------|---------|---------|-------|------|-----|
|             |         |   | A<br>mm | B<br>mm | C<br>mm | D<br>mm | G<br>mm |       | AWG  |     |
| 3417 NF VDE | 1498450 | 1 | 160     | 38      | 15      | 9       | 6.0     | 0.5-5 | 4-23 | 180 |



3419A

### AUTOMATIC WIRE-STRIPPING PLIERS




- For conductors with PVC insulation of all degrees
- Precise stripping without damaging the cables, even in confined spaces where the conductors are difficult to reach
- The blades automatically adjust to the respective conductor cross section - from 0.08 to 1.00 mm<sup>2</sup> (AWG 28-17)
- Built-in wire cutter for conductors up to 1.00 mm<sup>2</sup>, safe, with hand protection
- Adjustable stripping length from 2.5 to 7.0 mm

|        |         |   |     |
|--------|---------|---|-----|
|        |         |   |     |
| 3419 A | 1812409 | 1 | 110 |



## 3419B

### ELECTRICIAN'S WIRE-STRIPPING PLIERS



- For stripping and cutting of wire and cable 0.1 - 6.0 mm, such as:- PVC thick insulation of all hardness- Stranded wires, for thin flat ribbon cables also multiple wires in one operation- Double insulated cable, in two steps without adjustment
- Adjustment of the insulation strip length from 3 - 16 mm (0.12 - 0.65 inches)
- Light, almost unbreakable casing made of fibreglass reinforced polyamide, resistant to chemicals and corrosion
- The wire cutter should be used only for copper and aluminium wire
- No. 3419EB Replacement blade


|         | <br>731415 |   | <br>g |
|---------|------------|---|-------|
| 3419 B  | 1812416    | 1 | 145   |
| 3419 EB | 1812621    | 1 | 6     |

# FINE MECHANICAL CUTTERS AND PLIERS



## 4130, 4131

### SIDE CUTTERS



ergo®



- Compact side cutting pliers developed according to the scientific ERGO™ process
- ISO 5749
- Finish: Black finish, anti-corrosion treated
- Material: High performance alloy steel
- ERGO™ handles with 2-component combination, thermoplastic surface on tough polypropylene which gives superior grip
- CNC machine grinding guarantees edge angle accuracy
- Equipped with a return spring
- For fine mechanical, telecommunication and electronics industry


|      | <br>731415 |   | A<br>mm | B<br>mm | C<br>mm | D<br>mm | E<br>mm | F<br>mm | G<br>mm | <br>Cu<br>mm |       | <br>g |
|------|------------|---|---------|---------|---------|---------|---------|---------|---------|--------------|-------|-------|
| 4130 | 0100019    | 3 | 120     | 9       | 11      | 6.8     | 0.5     | 0.9     | 10      | 0.3-1.5      | Micro | 60    |
| 4131 | 0100026    | 3 | 120     | 9       | 11      | 6.8     | 0.5     | 0.9     | 10      | 0.3-1.5      | Flush | 60    |





# FINE MECHANICAL CUTTERS AND PLIERS

4231





## OBLIQUE CUTTERS

- Compact oblique cutting pliers developed according to the scientific ERGO™ process
- ISO 5748
- Finish: Black finish, anti-corrosion treated
- Material: High performance alloy steel
- ERGO™ handles with 2-component combination, thermoplastic surface on tough polypropylene which gives superior grip
- CNC machine grinding guarantees edge angle accuracy
- 20° cutting angle
- Equipped with a return spring
- For fine mechanical, telecommunication and electronics industry

|      |            |   |         |         |         |         |         |         |              |       |       |
|------|------------|---|---------|---------|---------|---------|---------|---------|--------------|-------|-------|
|      | <br>731415 |   | A<br>mm | B<br>mm | C<br>mm | D<br>mm | F<br>mm | G<br>mm | <br>Cu<br>mm |       | <br>g |
| 4231 | 0100033    | 3 | 119     | 9       | 13      | 15      | 0.5     | 15      | 0.3-1.25     | Flush | 55    |

4239


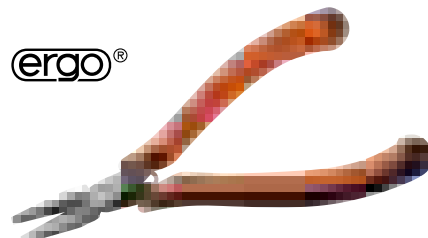


## OBLIQUE CUTTERS

- Compact oblique cutting pliers developed according to the scientific ERGO™ process
- ISO 5748
- Finish: Black finish, anti-corrosion treated
- Material: High performance alloy steel
- ERGO™ handles with 2-component combination, thermoplastic surface on tough polypropylene which gives superior grip
- CNC machine grinding guarantees edge angle accuracy
- 45° cutting angle
- Equipped with a return spring
- For fine mechanical, telecommunication and electronics industry

|      |            |   |         |         |         |         |         |         |         |              |       |       |
|------|------------|---|---------|---------|---------|---------|---------|---------|---------|--------------|-------|-------|
|      | <br>731415 |   | A<br>mm | B<br>mm | C<br>mm | D<br>mm | E<br>mm | F<br>mm | G<br>mm | <br>Cu<br>mm |       | <br>g |
| 4239 | 0100088    | 3 | 129     | 19      | 9       | 7       | 3.0     | 1.5     | 5.5     | 0.3-1.0      | Flush | 60    |

4430



## FLAT NOSE PLIERS

- Compact flat nose pliers developed according to the scientific ERGO™ process
- ISO 5745
- Finish: Black finish, anti-corrosion treated
- Material: High performance alloy steel
- ERGO™ handles with 2-component combination, thermoplastic surface on tough polypropylene which gives superior grip
- CNC machine grinding guarantees accuracy
- Equipped with a return spring
- For fine mechanical, telecommunication and electronics industry
- Smooth jaws

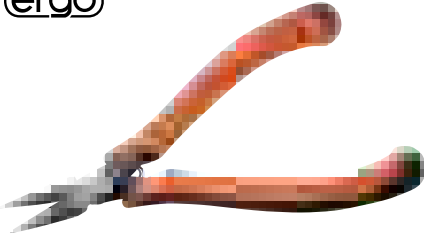
|      |            |   |         |         |         |         |         |         |       |
|------|------------|---|---------|---------|---------|---------|---------|---------|-------|
|      | <br>731415 |   | A<br>mm | B<br>mm | C<br>mm | D<br>mm | E<br>mm | F<br>mm | <br>g |
| 4430 | 0100040    | 3 | 135     | 26      | 9       | 7       | 1.0     | 4.0     | 65    |



## 4830, 4831

### SNIPE NOSE PLIERS

ergo®



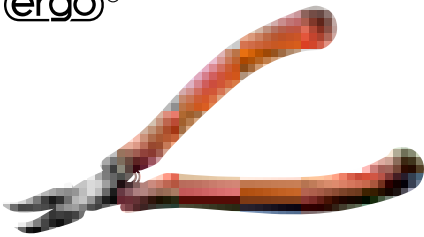
- Compact snipe nose pliers developed according to the scientific ERGO™ process
- ISO 5745
- Finish: Black finish, anti-corrosion treated
- Material: High performance alloy steel
- ERGO™ handles with 2-component combination, thermoplastic surface on tough polypropylene which gives superior grip
- CNC machine grinding guarantees accuracy
- Equipped with a return spring
- For fine mechanical, telecommunication and electronics industry
- 4830: Smooth jaws
- 4831: Serrated jaws

|      |  | <br>731415 |   | A<br>mm | B<br>mm | C<br>mm | D<br>mm | E<br>mm | F<br>mm | <br>g |
|------|--|------------|---|---------|---------|---------|---------|---------|---------|-------|
| 4830 |  | 0100057    | 3 | 135     | 25      | 9       | 7       | 1.0     | 1.0     | 60    |
| 4831 |  | 0103393    | 3 | 135     | 25      | 9       | 7       | 1.0     | 1.0     | 60    |

## 4833

### SNIPE NOSE PLIERS, BENT TIP 60°

ergo®



- Compact snipe nose pliers with bent tip developed according to the scientific ERGO™ process
- ISO 5745
- Finish: Black finish, anti-corrosion treated
- Material: High performance alloy steel
- ERGO™ handles with 2-component combination, thermoplastic surface on tough polypropylene which gives superior grip
- CNC machine grinding guarantees accuracy
- Equipped with a return spring
- Tip bent at 60°
- For fine mechanical, telecommunication and electronics industry
- Smooth jaws

|      |  | <br>731415 |   | A<br>mm | B<br>mm | C<br>mm | D<br>mm | E<br>mm | F<br>mm | <br>g |
|------|--|------------|---|---------|---------|---------|---------|---------|---------|-------|
| 4833 |  | 0100064    | 3 | 130     | 23      | 9       | 7       | 1.0     | 1.0     | 60    |

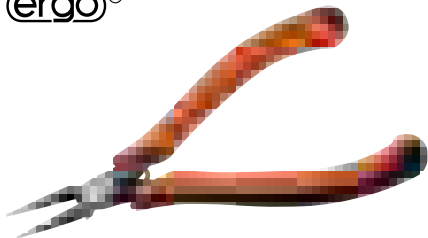


# FINE MECHANICAL CUTTERS AND PLIERS

4530

## ROUND NOSE PLIERS

ergo®



- Compact round nose pliers developed according to the scientific ERGO™ process
- ISO 5745
- Finish: Black finish, anti-corrosion treated
- Material: High performance alloy steel
- ERGO™ handles with 2-component combination, thermoplastic surface on tough polypropylene which gives superior grip
- CNC machine grinding guarantees accuracy
- Equipped with a return spring
- For fine mechanical, telecommunication and electronics industry

|      |            |   |         |         |         |         |         |         |       |
|------|------------|---|---------|---------|---------|---------|---------|---------|-------|
|      | <br>731415 |   | A<br>mm | B<br>mm | C<br>mm | D<br>mm | E<br>mm | F<br>mm | <br>g |
| 4530 | 0100095    | 3 | 135     | 22      | 9       | 7       | 1.6     | 0.8     | 60    |

9733

## FINE MECHANICAL CUTTERS AND PLIERS SET

ergo®



- Set of fine mechanical cutters and pliers packed in a wallet

|                                 |            |                     |            |       |
|---------------------------------|------------|---------------------|------------|-------|
|                                 | <br>731415 |                     |            | <br>g |
| 9733                            | 0103256    | 1                   | 215x215x30 | 680   |
| 4130/4131<br>120 mm Micro/Flush |            | 4231<br>119 mm      |            |       |
| 4239<br>129 mm                  |            | 4430<br>135 mm      |            |       |
| 4830<br>135 mm                  |            | 4833<br>130 mm, 60° |            |       |
| 4530<br>135 mm                  |            |                     |            |       |



## 2646M - 2649

### DIAGONAL CUTTERS OVAL HEAD



- Material: High performance alloy steel
- Mirror polished
- Numerically controlled machine grinding guarantees edge angle accuracy and contact; increases reliability and consistency
- Precision induction hardened edges 63-65 HRC
- Screw joint that minimizes friction and maximizes alignment of cutting edges
- Handles in synthetic material with return spring
- The cutting capacity that is given is for copper wire
- 2646RK with lead catcher

|         | <br>731415 |   | A<br>mm | B<br>mm | C<br>mm | D<br>mm | F<br>mm | <br>mm   |       | <br>g |
|---------|------------|---|---------|---------|---------|---------|---------|----------|-------|-------|
| 2646 M  | 1487928    | 1 | 108.0   | 8.0     | 8.0     | 5       | 0.8     | 0.1-0.8  | Ultra | 44    |
| 2646 R  | 1304706    | 1 | 110.0   | 10.0    | 10.0    | 6       | 0.8     | 0.2-1.25 | Micro | 46    |
| 2646 RK | 1496678    | 1 | 110.0   | 10.0    | 10.0    | 6       | 0.8     | 0.2-1.25 | Micro | 46    |
| 2646 RA | 1834838    | 1 | 110.0   | 10.0    | 10.0    | 6       | 0.8     | 0.1-1.0  | Ultra | 46    |
| 2666    | 0058006    | 1 | 112.5   | 12.5    | 12.5    | 6       | 1.2     | 0.3-1.6  | Micro | 50    |
| 2649    | 0058013    | 1 | 125.0   | 16.0    | 16.0    | 8       | 1.6     | 0.4-2.0  | Micro | 88    |

## 2646 - 2648A

### DIAGONAL CUTTERS TAPERED HEAD




- Material: High performance alloy steel
- Mirror polished
- Numerically controlled machine grinding guarantees edge angle accuracy and contact; increases the tools reliability and consistency
- Precision induction hardened edges 63-65 HRC
- Screw joint that minimizes friction and maximizes alignment of cutting edges
- Handles in synthetic material with return spring
- The cutting capacity that is given is for copper wire
- 2646K, 2646AK, 2666FKK with lead catcher

|          | <br>731415 |   | A<br>mm | B<br>mm | C<br>mm | D<br>mm | F<br>mm | <br>mm   |       | <br>g |
|----------|------------|---|---------|---------|---------|---------|---------|----------|-------|-------|
| 2646     | 1304638    | 1 | 110.0   | 10.0    | 10.0    | 6       | 0.8     | 0.2-1.25 | Micro | 46    |
| 2646 K   | 1495862    | 1 | 110.0   | 10.0    | 10.0    | 6       | 0.8     | 0.2-1.25 | Micro | 46    |
| 2646 A   | 1304645    | 1 | 110.0   | 10.0    | 10.0    | 6       | 0.8     | 0.1-1.0  | Ultra | 46    |
| 2646 AK  | 1396619    | 1 | 110.0   | 10.0    | 10.0    | 6       | 0.8     | 0.1-1.0  | Ultra | 46    |
| 2666 FK  | 1066079    | 1 | 112.5   | 12.5    | 12.5    | 6       | 1.2     | 0.2-1.25 | Ultra | 49    |
| 2666 FKK | 1496593    | 1 | 112.5   | 12.5    | 12.5    | 6       | 1.2     | 0.2-1.25 | Ultra | 49    |
| 2648     | 1304713    | 1 | 125.0   | 16.0    | 16.0    | 8       | 1.6     | 0.4-2.0  | Micro | 88    |
| 2648 A   | 1304720    | 1 | 125.0   | 16.0    | 16.0    | 8       | 1.6     | 0.3-1.6  | Ultra | 88    |



## 2787F

### OBLIQUE CUTTER 45° LONG HEAD



- Material: High performance alloy steel
- Mirror polished
- Numerically controlled machine grinding guarantees edge angle accuracy and contact; increases reliability and consistency
- Precision induction hardened edges 63-65 HRC
- Screw joint that minimizes friction and maximizes alignment of cutting edges
- Handles in synthetic material with return spring
- Ideal for rework and close assembly needs
- The cutting capacity given is for copper wire

|        |            |   |         |         |         |         |         |         |       |       |
|--------|------------|---|---------|---------|---------|---------|---------|---------|-------|-------|
|        | <br>731415 |   | A<br>mm | B<br>mm | C<br>mm | D<br>mm | G<br>mm | <br>mm  |       | <br>g |
| 2787 F | 1474270    | 1 | 117.5   | 18      | 10      | 6       | 6.7     | 0.2-1.0 | Flush | 51    |

## 2787G

### OBLIQUE CUTTER 45° LONG HEAD RELIEVED




- Material: High performance alloy steel
- Mirror polished
- Numerically controlled machine grinding guarantees edge angle accuracy and contact; increases reliability and consistency
- Precision induction hardened edges 63-65 HRC
- Screw joint that minimizes friction and maximizes alignment of cutting edges
- Handles in synthetic material with return spring
- Ideal for rework and close assembly needs
- The cutting capacity given is for copper wire

|        |            |   |         |         |         |         |         |         |       |       |
|--------|------------|---|---------|---------|---------|---------|---------|---------|-------|-------|
|        | <br>731415 |   | A<br>mm | B<br>mm | C<br>mm | D<br>mm | G<br>mm | <br>mm  |       | <br>g |
| 2787 G | 0058020    | 1 | 117.5   | 18      | 10      | 6       | 6.7     | 0.2-0.8 | Flush | 51    |

## 2656/2656A

### END CUTTERS





- Material: High performance alloy steel
- Mirror polished
- Numerically controlled machine grinding guarantees edge angle accuracy and contact; increases reliability and consistency
- Precision induction hardened edges 58-60 HRC
- Screw joint that minimizes friction and maximizes alignment of cutting edges
- Handles in synthetic material with return spring
- Miniature end cutter for use in confined spaces
- The cutting capacity given is for copper wire

|        |            |   |         |         |         |         |         |         |            |       |       |
|--------|------------|---|---------|---------|---------|---------|---------|---------|------------|-------|-------|
|        | <br>731415 |   | A<br>mm | B<br>mm | C<br>mm | D<br>mm | E<br>mm | F<br>mm | <br>mm     |       | <br>g |
| 2656   | 1304737    | 1 | 115     | 15      | 9       | 6       | 3.2     | 4       | 0.35 - 0.8 | Micro | 54    |
| 2656 A | 1304744    | 1 | 115     | 15      | 9       | 6       | 3.2     | 4       | 0.35 - 0.8 | Flush | 54    |



## 2646MF

### FLAT NOSE PLIERS



- Material: High performance alloy steel
- Mirror polished
- Numerically controlled machine grinding guarantees edge angle accuracy and contact; increases reliability and consistency
- Screw joint that minimizes friction and maximizes alignment of the jaws
- Handles in synthetic material with return spring
- 20 mm smooth gripping surface with rounded edges

|         |                   |   |         |         |         |         |         |         |    |
|---------|-------------------|---|---------|---------|---------|---------|---------|---------|----|
|         |                   |   | A<br>mm | B<br>mm | C<br>mm | D<br>mm | E<br>mm | F<br>mm |    |
| 2646 MF | 731415<br>1573683 | 1 | 120     | 20      | 9       | 6       | 1.2     | 3.2     | 53 |

## 2646MT

### ROUND NOSE PLIERS




- Material: High performance alloy steel
- Mirror polished
- Numerically controlled machine grinding guarantees edge angle accuracy and contact; increases reliability and consistency
- Screw joint that minimizes friction and maximizes alignment of the jaws
- Handles in synthetic material with return spring
- Round jaws with no sharp edges

|         |                   |   |         |         |         |         |         |         |    |
|---------|-------------------|---|---------|---------|---------|---------|---------|---------|----|
|         |                   |   | A<br>mm | B<br>mm | C<br>mm | D<br>mm | E<br>mm | F<br>mm |    |
| 2646 MT | 731415<br>0058037 | 1 | 120     | 20      | 9       | 6       | 1.8     | 0.9     | 54 |

## 2646MS

### CHAIN NOSE PLIERS




- Material: High performance alloy steel
- Mirror polished
- Numerically controlled machine grinding guarantees edge angle accuracy and contact; increases reliability and consistency
- Screw joint that minimizes friction and maximizes alignment of the jaws
- Handles in synthetic material with return spring
- 20 mm smooth gripping surface with rounded edges

|         |                   |   |         |         |         |         |         |         |    |
|---------|-------------------|---|---------|---------|---------|---------|---------|---------|----|
|         |                   |   | A<br>mm | B<br>mm | C<br>mm | D<br>mm | E<br>mm | F<br>mm |    |
| 2646 MS | 731415<br>1573768 | 1 | 120     | 20      | 9       | 6       | 1.2     | 0.8     | 56 |



## 2656S

### SNIPE NOSE PLIERS



- Material: High performance alloy steel
- Mirror polished
- Numerically controlled machine grinding guarantees edge angle accuracy and contact; increases reliability and consistency
- Screw joint that minimizes friction and maximizes alignment of the jaws
- Handles in synthetic material with return spring
- 32 mm smooth gripping surface with rounded edges

|        |         |   |         |         |         |         |         |         |    |
|--------|---------|---|---------|---------|---------|---------|---------|---------|----|
|        |         |   | A<br>mm | B<br>mm | C<br>mm | D<br>mm | E<br>mm | F<br>mm |    |
| 2656 S | 0058044 | 1 | 132     | 32      | 9       | 6       | 1.2     | 0.8     | 60 |

## 2656R

### SNIPE NOSE PLIERS, BENT TIP




- Material: High performance alloy steel
- Mirror polished
- Numerically controlled machine grinding guarantees edge angle accuracy and contact; increases reliability and consistency
- Screw joint that minimizes friction and maximizes alignment of the jaws
- Handles in synthetic material with return spring
- 29 mm smooth gripping surface angled at 60° with rounded edges

|        |         |   |         |         |         |         |         |         |    |
|--------|---------|---|---------|---------|---------|---------|---------|---------|----|
|        |         |   | A<br>mm | B<br>mm | C<br>mm | D<br>mm | E<br>mm | F<br>mm |    |
| 2656 R | 1473976 | 1 | 129     | 29      | 9       | 6       | 1.2     | 0.8     | 59 |



## 2800

### CIRCLIPS PLIERS INTERNAL



- Pliers without return spring for handling of internal circlips
- DIN 5256
- Black finish, anti-corrosion treated
- Material: High performance alloy steel, PVC coated handles
- Straight jaws, forged tips

|          | <br>731415 |   | A<br>mm | B<br>mm | C<br>mm | D<br>mm | <br>mm | <br>mm | <br>g |
|----------|------------|---|---------|---------|---------|---------|--------|--------|-------|
| 2800-140 | 0121632    | 3 | 140     | 38      | 18      | 0.8     | 8-13   | 1.2    | 80    |
| 2800-150 | 0034567    | 3 | 150     | 38      | 20      | 10      | 12-25  | 1.3    | 120   |
| 2800-180 | 0034581    | 3 | 180     | 57      | 23      | 10      | 19-60  | 1.7    | 185   |
| 2800-225 | 0034604    | 3 | 225     | 69      | 28      | 12      | 40-100 | 2.2    | 280   |
| 2800-300 | 0122622    | 1 | 310     | 95      | 33      | 14      | 85-165 | 3.1    | 490   |

## 2890

### CIRCLIPS PLIERS INTERNAL



- Pliers without return spring for handling of internal circlips
- DIN 5256
- Black-finish, anti-corrosion treated
- Material: High performance alloy steel, PVC coated handles
- Shape: With 90° offset jaws, forged tips

|          | <br>731415 |   | A<br>mm | B<br>mm | C<br>mm | D<br>mm | <br>mm | <br>mm | <br>g |
|----------|------------|---|---------|---------|---------|---------|--------|--------|-------|
| 2890-125 | 0122639    | 3 | 127     | 38      | 17      | 9       | 8-15   | 0.8    | 80    |
| 2890-140 | 0034550    | 3 | 140     | 38      | 19      | 10      | 12-25  | 1.3    | 120   |
| 2890-180 | 0034574    | 3 | 180     | 57      | 23      | 12      | 19-60  | 1.8    | 185   |
| 2890-210 | 0034598    | 3 | 210     | 59      | 27      | 14      | 40-100 | 2.3    | 280   |
| 2890-300 | 0122646    | 1 | 289     | 95      | 33      | 14      | 85-165 | 3.1    | 490   |

## 2900

### CIRCLIPS PLIERS EXTERNAL



- Pliers with return spring for handling of external circlips
- DIN 5256
- Black finish, anti-corrosion treated
- Material: High performance alloy steel, PVC coated handles
- Straight jaws, forged tips

|          | <br>731415 |   | A<br>mm | B<br>mm | C<br>mm | D<br>mm | <br>mm | <br>mm | <br>g |
|----------|------------|---|---------|---------|---------|---------|--------|--------|-------|
| 2900-140 | 0121045    | 3 | 140     | 38      | 18      | 9       | 3-10   | 0.8    | 80    |
| 2900-150 | 0034499    | 3 | 150     | 38      | 20      | 10      | 10-25  | 1.3    | 120   |
| 2900-180 | 0034512    | 3 | 180     | 57      | 23      | 11      | 19-60  | 1.8    | 185   |
| 2900-215 | 0034536    | 3 | 215     | 69      | 31      | 12      | 40-100 | 2.3    | 280   |
| 2900-300 | 0121076    | 1 | 295     | 95      | 35      | 14      | 85-165 | 3.1    | 490   |





# CIRCLIP PLIERS

2990

## CIRCLIPS PLIERS EXTERNAL

- Pliers with return spring for handling of external circlips
- DIN 5256
- Black finish, anti-corrosion treated
- Material: High performance alloy steel, PVC coated handles
- Shape: 90° offset jaws, forged tips



|          | <br>731415 |   | A<br>mm | B<br>mm | C<br>mm | D<br>mm | <br>mm | <br>mm | <br>g |
|----------|------------|---|---------|---------|---------|---------|--------|--------|-------|
| 2990-125 | 0121250    | 3 | 127     | 38      | 18      | 9       | 3-10   | 0.8    | 80    |
| 2990-140 | 0034482    | 3 | 140     | 38      | 20      | 10      | 10-25  | 1.3    | 120   |
| 2990-180 | 0034505    | 3 | 180     | 57      | 22      | 10      | 19-60  | 1.8    | 185   |
| 2990-200 | 0034529    | 3 | 200     | 69      | 27      | 14      | 40-100 | 2.3    | 280   |
| 2990-300 | 0121267    | 1 | 289     | 95      | 35      | 11      | 85-165 | 3.1    | 490   |

28-29/S4

## CIRCLIPS PLIERS EXTERNAL

- Circlip pliers set in a cardboard box
  - 2800-180: Internal straight tip, Ø 19-60 mm
  - 2890-180: Internal bent tip, Ø 19-60 mm
  - 2900-180: External straight tip, Ø 19-60 mm
  - 2990-180: External bent tip, Ø 19-60 mm



|          | <br>731415 |   | <br>g |
|----------|------------|---|-------|
| 28-29/S4 | 0179688    | 1 | 740   |

2900-180




2800-180



2990-180




2890-180






## 2928


### RESETTABLE PLIERS FOR BOTH INTERNAL AND EXTERNAL CIRCLIPS



2928-160



2928-250



- Adjustable pliers that complete the range of existing conventional circlip pliers
- Patented pliers are equipped with interchangeable tips (straight, 15° and 90°) which can easily be adapted for use with internal or external circlips as required
- 5 pairs of tips are supplied with the -160 & -200 and 6 pairs with the -250
- For internal circlips from 8 to 100 mm diameter and for external circlips from 3 to 100 mm
- The 2928-160 covers a range of applications normally requiring up to ten pliers
- Stop mechanism (automatic on the 2928-250 model) for easier use and prevention of damage to circlips from excessive force

|          |         |        |     | A<br>mm | B<br>mm | C<br>mm | D<br>mm |        |             |             |             |        |  |  |
|----------|---------|--------|-----|---------|---------|---------|---------|--------|-------------|-------------|-------------|--------|--|--|
|          |         | 731415 |     |         |         |         |         | mm     | mm          | mm 0°       | mm 15°      | mm 90° |  |  |
| 2928-160 | 0056514 | 1      | 160 | 23.5    | 21.5    | 17      | 7-26    | 3-26   | 0.6 0.9 1.2 | –           | 0.9 1.2     | 120    |  |  |
| 2928-200 | 0056521 | 1      | 200 | 32.0    | 23.5    | 20      | 10-51   | 7-51   | 0.9 1.2 1.8 | –           | 0.9 1.2     | 230    |  |  |
| 2928-250 | 0056538 | 1      | 250 | 36.0    | 30.0    | 22      | 46-102  | 32-102 | –           | 2.3 2.7 3.0 | 2.3 2.7 3.0 | 505    |  |  |

## 9938

### CIRCLIP PLIERS, SET



- Set of three adjustable pliers for both internal and external circlips from the 2928 series: 160 mm, 200 mm and 250 mm
- Patented pliers that are equipped with interchangeable tips (straight, 15° and 90°) which can easily be adapted for use with internal or external circlips as required
- 5 pairs of tips are supplied with the -160 & -200 and 6 pairs with the -250
- The pliers can be used for internal circlips from 8 to 100 mm diameter and for external circlips from 3 to 100 mm
- This set covers a range of applications previously requiring up to ten conventional pliers
- Stop mechanism (automatic on the 2928-250 model) for easier use and prevention of damage to circlips from excessive force

|                            | 731415  |                          | g    |
|----------------------------|---------|--------------------------|------|
| 9938                       | 0056491 | 1                        | 1640 |
| 2928-160<br>8-25, 3-25     |         | 2928-200<br>10-48, 10-48 |      |
| 2928-250<br>31-100, 31-100 |         |                          |      |



# CIRCLIP PLIERS

## 2928-1 - 4

## SPARE TIPS

- Spare tips for the 2928 series of resettable circlip pliers

|        | 731415  |   |          | mm 0°       | mm 15°      | mm 90°      | g  |
|--------|---------|---|----------|-------------|-------------|-------------|----|
| 2928-1 | 0056583 | 1 | 2928-160 | 0.6 0.9 1.2 |             | 0.9 1.2     | 10 |
| 2928-2 | 0056590 | 1 | 2928-200 | 0.9 1.2 1.8 |             | 0.9 1.2     | 15 |
| 2928-3 | 0056606 | 1 | 2928-250 |             | 2.3 2.7 3.0 |             | 45 |
| 2928-4 | 0056613 | 1 | 2928-250 |             |             | 2.3 2.7 3.0 | 60 |

## 2461

## CIRCLIP PLIERS INTERNAL

- Circlip pliers internal
- ISO 5256
- Chrome plated, fine-polished, black finished tips
- Material: High performance alloy steel
- Straight jaws, for internal circlips

|          |         |   | A   | B    | C    | D    |        |         |     |
|----------|---------|---|-----|------|------|------|--------|---------|-----|
|          | 731415  |   | mm  | mm   | mm   | mm   | mm     | mm      | g   |
| 2461 C8  | 1063481 | 1 | 140 | 31.5 | 18.5 | 8.0  | 8-25   | 1.0-2.0 | 85  |
| 2461 C19 | 1063498 | 1 | 180 | 40.0 | 21.5 | 9.5  | 19-60  | 2.0-2.5 | 140 |
| 2461 C40 | 1063504 | 1 | 255 | 55.0 | 22.0 | 11.0 | 40-100 | 2.5-3.5 | 230 |

## 2463

## CIRCLIP PLIERS INTERNAL


- Circlip pliers internal
- ISO 5256
- Finish: Chrome plated, fine-polished, black finish tips
- Material: High performance alloy steel
- 90° offset jaws for internal circlips

|          |         |   | A   | B    | C    | D    |        |         |     |
|----------|---------|---|-----|------|------|------|--------|---------|-----|
|          | 731415  |   | mm  | mm   | mm   | mm   | mm     | mm      | g   |
| 2463 D8  | 1588878 | 1 | 130 | 20.0 | 15.0 | 8.0  | 8-25   | 1.0-2.0 | 85  |
| 2463 D19 | 1063511 | 1 | 170 | 27.5 | 21.5 | 9.5  | 19-60  | 2.0-2.5 | 150 |
| 2463 D40 | 1063528 | 1 | 210 | 40.0 | 22.0 | 11.0 | 40-100 | 2.5-3.5 | 240 |



## 2464

### CIRCLIP PLIERS EXTERNAL




- Circlip pliers for external circlips
- ISO 5254
- Finish: Chrome plated, fine-polished; black finish tips
- Material: High performance alloy steel
- Straight jaws
- Stop screw and opening spring



|          |         |   | A<br>mm | B<br>mm | C<br>mm | D<br>mm |        |         |     |
|----------|---------|---|---------|---------|---------|---------|--------|---------|-----|
|          | 731415  |   |         |         |         |         | mm     | mm      | g   |
| 2464 A3  | 1406516 | 1 | 120     | 32      | 20.0    | 8.0     | 3-10   | 1.0-1.5 | 95  |
| 2464 A10 | 1063535 | 1 | 120     | 32      | 20.0    | 8.0     | 10-25  | 1.5-2.0 | 95  |
| 2464 A19 | 1063542 | 1 | 180     | 40      | 21.5    | 9.5     | 19-60  | 2.0-2.5 | 140 |
| 2464 A40 | 1063559 | 1 | 210     | 60      | 29.5    | 10.5    | 40-100 | 2.5-3.0 | 260 |

## 2466

### CIRCLIP PLIERS EXTERNAL



- Circlip pliers external
- ISO: 5254
- Finish: Chrome plated, fine-polished; black finish tips
- Material: High performance alloy steel
- Shape: With 90° offset jaws
- Stop screw and opening spring



|          |         |   | A<br>mm | B<br>mm | C<br>mm | D<br>mm |        |         |     |
|----------|---------|---|---------|---------|---------|---------|--------|---------|-----|
|          | 731415  |   |         |         |         |         | mm     | mm      | g   |
| 2466 B3  | 1406868 | 1 | 130     | 20      | 20      | 8       | 3-10   | 1.0-1.5 | 100 |
| 2466 B10 | 1063573 | 1 | 130     | 20      | 20      | 8       | 10-25  | 1.5-2.0 | 110 |
| 2466 B19 | 1063580 | 1 | 165     | 32      | 25      | 9       | 19-60  | 2.0-2.5 | 150 |
| 2466 B40 | 1063597 | 1 | 190     | 44      | 30      | 11      | 40-100 | 2.5-3.0 | 250 |

## 2460

### CIRCLIPS PLIERS SPECIAL



- Pliers for external horseshoe circlips on shafts
- Finish: Chrome plated, fine-polished
- Material: High performance alloy steel
- Opening spring



|      |         |   | A<br>mm | B<br>mm | C<br>mm | D<br>mm | E<br>mm | F<br>mm |     |
|------|---------|---|---------|---------|---------|---------|---------|---------|-----|
|      | 731415  |   |         |         |         |         |         |         | g   |
| 2460 | 1063467 | 1 | 175     | 48      | 22      | 9.5     | 3       | 7       | 160 |



## CIRCLIP PLIERS

2465D

### CIRCLIPS PLIERS SPECIAL



- Material: High performance alloy steel
- Finish: Nickel and chrome plated surface
- Shape: With jaw for horseshoe circlips on shafts and external snap-rings
- With opening spring




|           |                   |   | L<br>mm | A<br>mm | B<br>mm | D<br>mm |     |
|-----------|-------------------|---|---------|---------|---------|---------|-----|
| 2465D-200 | 731415<br>0120826 | 1 | 200     | 30      | 55      | 2.4     | 200 |



## CABLE CUTTERS

2233D

### CABLE CUTTERS




- Wire cutting and stripping pliers for copper and aluminium
- Finish: Forged surfaces are black finished and mirror polished
- Material: Carbon steel, PVC coated handles
- IP: Industrial packed



|             |                   |    | A<br>mm | B<br>mm | C<br>mm | D<br>mm |       |    |     |
|-------------|-------------------|----|---------|---------|---------|---------|-------|----|-----|
| 2233 D-160  | 731415<br>0114023 | 5  | 160     | 25      | 25      | 10      | 50/35 | 10 | 160 |
| 2233 D-200  | 0114030           | 5  | 200     | 28      | 30      | 12      | 70/50 | 13 | 280 |
| 2233 D-240  | 0114047           | 5  | 240     | 37      | 35      | 14      | 95/70 | 16 | 340 |
| 2233D-160IP | 0114054           | 10 | 160     | 25      | 25      | 10      | 50/35 | 10 | 160 |
| 2233D-200IP | 0114061           | 5  | 200     | 28      | 30      | 12      | 70/50 | 13 | 280 |
| 2233D-240IP | 0114078           | 5  | 240     | 37      | 35      | 14      | 95/70 | 16 | 340 |

2800N-2801N

### CABLE CUTTERS



- Large cutting capacity cable cutter with return spring
- Finish: Nickel and chrome plated, anti-corrosion treated, fine-polished
- Material: Vanadium-extra, PVC coated handles
- Specially designed for cutting multi-wire and other flexible conductors
- Not for use with solid conductors
- Cutting capacity: Plastic insulated copper wire




|        |                   |   | A<br>mm | B<br>mm | C<br>mm | D<br>mm | F<br>mm | G<br>mm |      |     |
|--------|-------------------|---|---------|---------|---------|---------|---------|---------|------|-----|
| 2800 N | 731415<br>1318338 | 1 | 170     | 17      | 28      | 10      | 9.0     | 18      | 0-10 | 210 |
| 2801 N | 1318352           | 1 | 230     | 22      | 35      | 13      | 12.0    | 27      | 0-15 | 425 |



## 2520

### CABLE CUTTERS




- Cable cutter to cut aluminium or copper cables with or without messenger wire
- Finish: Black finish, handles epoxy painted
- Material: Alloy steel
- For maximum service life only the notched part of blade to be used for ferrous material
- Cutting capacity: 30 mm diameter of Al/Cu with a messenger wire of hard steel of maximum 6 mm diameter
- 2520-SH: Spare blades, screws and nut

|         | <br>731415 |   | A<br>mm | B<br>mm | C<br>mm | D<br>mm | E<br>mm | F<br>mm | G<br>mm |      |
|---------|------------|---|---------|---------|---------|---------|---------|---------|---------|------|
| 2520    | 0023752    | 1 | 550     | 54      | 69,5    | 15      | 16      | 8       | 13      | 1730 |
| 2520-SH | 8197506    | 1 | 220     | 54      | 69.5    | 15      | 16      | 8       | 13      | 800  |

## 2620-80

### CABLE CUTTERS



- Cable cutter to cut aluminium or copper cables
- Finish: Black finish, handles epoxy painted
- Material: Alloy steel
- For maximum service life only the notched part of blade to be used for cutting
- Cutting capacity: 42 mm diameter of Al/Cu

|         | <br>731151 |   | A<br>mm | B<br>mm | C<br>mm | D<br>mm | E<br>mm | F<br>mm | G<br>mm |      |
|---------|------------|---|---------|---------|---------|---------|---------|---------|---------|------|
| 2620-80 | 8200947    | 1 | 800     | 72      | 80      | 16      | 22      | 8       | 72      | 3700 |

## 2804-2805

### CABLE CUTTERS




- Gradual cutting of cables with an optimum leverage due to a ratcheting mechanism
- Finish: Chrome plated fine-polished, cutting part black finish with red handles
- Material: Special steel, PVC handles
- Excellent handling during cutting, can be unclamped in any cutting position
- Does not cut cables with steel core or steel-armoured cables
- Multiple cables: 2804 up to 240 mm<sup>2</sup> Cu, 2805 up to 400 mm<sup>2</sup> Cu
- Cutting capacity:
  - 1 copper wire
  - 2 plastic coated copper or aluminium cables

|          | <br>731415 |   | A<br>mm | C<br>mm | D<br>mm | <br>1 mm | <br>2 mm |     |
|----------|------------|---|---------|---------|---------|----------|----------|-----|
| 2804     | 1692698    | 1 | 250     | 50      | 15      | 16       | 32       | 645 |
| 2805-280 | 1826123    | 1 | 280     | 77      | 15      | -        | 52       | 800 |



## CABLE CUTTERS

### 2804CC




### CABLE CUTTERS

- Effortless cutting of single and multi-wire copper/aluminium cable diameters
- Finish: Black finish, black polypropylene handles
- Material: Carbursed alloy steel
- Pliers will be engaged gradually during cutting due to ratcheting mechanism
- Cutting capacity Cu/Al:
  - CC62 up to diameter 62 mm
  - CC80 up to diameter 80 mm

|          | <br>731415 |   | <br>mm | <br>g |
|----------|------------|---|--------|-------|
| 2804CC62 | 0122080    | 1 | 440    | 2200  |
| 2804CC80 | 0122097    | 2 | 560    | 3000  |

### 2720




### CABLE CUTTERS

- Cutting capacity: 42 mm diameter of aluminium and copper
- Cable cutter to cut steel cables
- Finish: Black finish, handles epoxy painted
- Material: Alloy steel
  - Steel wire 100 kg/mm<sup>2</sup>: Ø 12 mm
  - Steel wire 150 kg/mm<sup>2</sup>: Ø 10 mm
  - Solid steel wire 80 kg/mm<sup>2</sup>: Ø 8 mm
- Spare parts: Blades 2720-SH

|         | <br>731415 |   | A<br>mm | B<br>mm | C<br>mm | D<br>mm | E<br>mm | F<br>mm | G<br>mm | <br>g |
|---------|------------|---|---------|---------|---------|---------|---------|---------|---------|-------|
| 2720    | 0179701    | 1 | 600     | 38      | 71      | 17      | 9       | 0       | 8       | 2800  |
| 2720-SH | 0179718    | 1 | 163     | 38      | 71      | 17      | 9       | 0       | 8       | 760   |

### 2235-160



### CABLE CUTTERS

- Lightweight tool designed for cutting solid materials and multi-wire cables
- Finish: Black finish
- Material: Alloy steel, elastomer handles for comfort
- Spring and locking mechanism
- Medium hard wire: Ø 5 mm
- Piano wire: Ø 1.5 mm
- Low carbon steel wire: Ø 4 mm

|          | <br>731415 |   | A<br>mm | B<br>mm | C<br>mm | D<br>mm | G<br>mm | <br>g |
|----------|------------|---|---------|---------|---------|---------|---------|-------|
| 2235-160 | 0179695    | 1 | 7       | 21      | 12      | 8       | 165     | 165   |



## 4559

### BOLT CUTTERS




- Material: High performance alloy steel
- Wide range of bolt cutters with cutting capacity up to 15 mm concrete reinforcing rod or 9 mm valve spring steel
- Black finish, anti-corrosion treated
- Forged from precision high-grade steel
- High cutting power even at the start of the cut
- Comfortable handles
- Good accessibility in confined spaces

|         | <br>731415 |   |      |    |    |    |      |
|---------|------------|---|------|----|----|----|------|
| 4559-12 | 0113132    | 1 | 320  | 6  | 5  | 4  | 900  |
| 4559-18 | 0024513    | 8 | 430  | 8  | 7  | 6  | 1990 |
| 4559-24 | 0024520    | 1 | 600  | 10 | 9  | 8  | 2860 |
| 4559-30 | 0024537    | 5 | 750  | 13 | 10 | 9  | 3670 |
| 4559-36 | 0024544    | 1 | 900  | 15 | 12 | 11 | 5980 |
| 4559-42 | 0024551    | 1 | 1060 | 15 | 12 | 11 | 8510 |

## 4559 JC

### BOLT CUTTERS




- Complete spare cutting head for the 4559 range of bolt cutters

|             | <br>731415 |   |      |
|-------------|------------|---|------|
| 4559-12B JC | 0113613    | 1 | 285  |
| 4559-18B JC | 0113880    | 1 | 600  |
| 4559-24B JC | 0113897    | 1 | 930  |
| 4559-30B JC | 0113903    | 1 | 1260 |
| 4559-36B JC | 0113910    | 1 | 2180 |
| 4559-42B JC | 0113620    | 1 | 3025 |

## 4560-210

### BOLT CUTTERS



- Material: High performance alloy steel
- Black finish
- Application: Cable cutter to cut steel cables
- Recommended maximum capacity: Steel wire 130 kg/mm<sup>2</sup>: Ø 1.5 mm
- Cuts rivets, nails, bits, screws, etc



|          | <br>731415 |   | A<br>mm | B<br>mm | C<br>mm |     |
|----------|------------|---|---------|---------|---------|-----|
| 4560-210 | 0178995    | 1 | 210     | 20      | 75      | 280 |





# GRIP AND WELDING PLIERS

2951

## GRIP



- Finish: Chrome plated for good rust protection
- Shape: Curved jaws for general purpose. Thin, neat jaws for good accessibility
- Application: General purpose. Also good for plumbing and heating work. The cutting edges are good for cutting welding leads etc.
- With cutter

|          |         |   | A<br>mm | B<br>mm | C<br>mm | D<br>mm | E<br>mm | F<br>mm | G<br>mm |           |           |     |
|----------|---------|---|---------|---------|---------|---------|---------|---------|---------|-----------|-----------|-----|
|          | 731415  |   |         |         |         |         |         |         |         | Fe+<br>mm | max<br>mm | g   |
| 2951-140 | 0124084 | 1 | 140     | 22      | 47      | 6,5     | 4       | 7.0     | 4       | 1.2       | 30        | 180 |
| 2951-180 | 0102204 | 1 | 180     | 30      | 43      | 10.0    | 5       | 10.0    | 7       | 2         | 42        | 355 |
| 2951-250 | 0102211 | 1 | 250     | 35      | 54      | 11.0    | 6       | 11.0    | 11      | 3         | 63        | 540 |
| 2951-300 | 0102228 | 1 | 300     | 46      | 67      | 13.5    | 7       | 13.5    | 14      | 4         | 75        | 890 |

2968

## GRIP




- Finish: Chrome plated for good rust protection
- Benefits: Clamps flat work pieces with maximum contact. Allows more space for work pieces
- Applications: Ideal for holding L, U & T sections in maintenance work
- Features: Broad surface of both jaws. Convex shape of lower jaw

|          |         |   | A<br>mm | B<br>mm | C<br>mm | D<br>mm | E<br>mm | F<br>mm |           |     |
|----------|---------|---|---------|---------|---------|---------|---------|---------|-----------|-----|
|          | 731415  |   |         |         |         |         |         |         | max<br>mm | g   |
| 2968-190 | 0124091 | 1 | 190     | 50      | 58      | 10      | 13      | 6       | 35        | 370 |
| 2968-235 | 0103850 | 1 | 235     | 53      | 56      | 15      | 6       | 12      | 43        | 590 |

2952

## GRIP



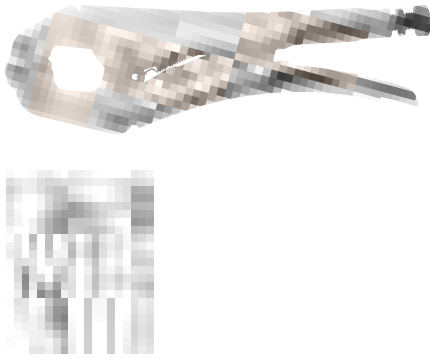
- Finish: Chrome plated for good rust protection
- Features: Long slim jaw design. Curved section
- Benefits: Enables pliers to reach deep into recess areas. Also be used to can hold rounded objects
- Applications: Provides aid when holding, placing or extracting pieces in awkward areas, engines etc.

|          |         |   | A<br>mm | B<br>mm | C<br>mm | D<br>mm | E<br>mm | F<br>mm |           |     |
|----------|---------|---|---------|---------|---------|---------|---------|---------|-----------|-----|
|          | 731415  |   |         |         |         |         |         |         | max<br>mm | g   |
| 2952-165 | 0103836 | 1 | 165     | 62      | 27      | 11      | 5       | 4       | 55        | 190 |
| 2952-235 | 0103843 | 1 | 235     | 81      | 41      | 14      | 7       | 5       | 70        | 400 |



## 2950

### PARALLEL GRIP PLIER, SELF ADJUSTING




- Finish: Chrome plated for good rust protection
- Shape: Narrow jaw profile, fits in areas where C-Clamps cannot
- Application: Self adjusting parallel grip with swivel pads to grip firmly on any flat or tapered surface

|          | <br>731415 |   | A<br>mm | B<br>mm | C<br>mm | D<br>mm | E<br>mm | F<br>mm |    |     |
|----------|------------|---|---------|---------|---------|---------|---------|---------|----|-----|
| 2950-250 | 0124039    | 1 | 235     | 43      | 73      | 16      | 5       | 6       | 35 | 690 |

## 2953

### SELF GRIP PLIER, CURVED JAWS WITHOUT CUTTER




- Finish: Chrome plated for good rust protection
- Shape: Slim design with large opening curved jaws to allow firm hold on all round shapes
- Application: Multipurpose grip for workshops, garages and general maintenance

|          | <br>731415 |   | A<br>mm | B<br>mm | C<br>mm | D<br>mm | E<br>mm | F<br>mm |     |
|----------|------------|---|---------|---------|---------|---------|---------|---------|-----|
| 2953-140 | 0124046    | 1 | 140     | 22      | 47      | 6.5     | 4       | 7.0     | 190 |
| 2953-200 | 0124053    | 1 | 190     | 30      | 43      | 10.0    | 5       | 10.0    | 390 |
| 2953-250 | 0124060    | 1 | 235     | 35      | 54      | 11.0    | 6       | 11.0    | 672 |
| 2953-300 | 0124077    | 1 | 300     | 46      | 67      | 13.5    | 7       | 13.5    | 910 |

## 2955

### PARALLEL PLUS GRIP



- Finish: Chrome plated for good rust protection
- Shape: Parallel jaws with one swivel jaw
- Application: Enables parallel clamping to any size within its capacity
- Fully flat contact makes it perfect for maintenance and repair work. The extra inner jaws also make it possible to grip round work pieces


|          | <br>731415 |   | A<br>mm | B<br>mm | C<br>mm | D<br>mm | E<br>mm | F<br>mm |    |     |
|----------|------------|---|---------|---------|---------|---------|---------|---------|----|-----|
| 2955-250 | 0102235    | 1 | 250     | 53      | 59      | 12      | 7       | 12      | 45 | 590 |



# GRIP AND WELDING PLIERS

2957

## IDEAL GRIP



- Finish: Chrome plated for good rust protection
- Shape: Jaws designed for multipurpose
- Application: The configuration of the jaws is ideal for gripping round, flat and square shaped work pieces
- Suitable for plumbers, welders and general mechanics

|          | <br>731415 |   | A<br>mm | B<br>mm | C<br>mm | D<br>mm | E<br>mm | F<br>mm |    |     |
|----------|------------|---|---------|---------|---------|---------|---------|---------|----|-----|
| 2957-250 | 0102259    | 1 | 250     | 46      | 56      | 11      | 10      | 11      | 63 | 550 |
| 2957-300 | 0124251    | 1 | 300     | 73      | 60      | 12.5    | 10      | 11      | 63 | 880 |

2958

## GRIP WITH STRAIGHT JAWS




- Finish: Chrome plated for good rust protection
- Shape: Parallel jaws for general purpose. Thin, neat jaws for good accessibility
- Application: General purpose applications

|          | <br>731415 |   | A<br>mm | B<br>mm | C<br>mm | D<br>mm | E<br>mm | F<br>mm |    |     |
|----------|------------|---|---------|---------|---------|---------|---------|---------|----|-----|
| 2958-140 | 0124107    | 1 | 135     | 45      | 30      | 9,5     | 10      | 6       | 30 | 190 |
| 2958-200 | 0124114    | 1 | 190     | 45      | 58      | 13      | 10      | 6       | 42 | 390 |
| 2958-250 | 0102242    | 1 | 250     | 45      | 73      | 16      | 14      | 12      | 63 | 530 |
| 2958-300 | 0124121    | 1 | 300     | 45      | 79      | 20      | 14      | 12      | 75 | 910 |

2965

## WELDING GRIP




- Finish: Chrome plated for good rust protection
- Shape: U-shaped locking clamp
- Application: Gives powerful grip on two work pieces
- Ideal for assembly and welding work, car repair etc

|          | <br>731415 |   | A<br>mm | B<br>mm | C<br>mm | D<br>mm | E<br>mm | F<br>mm |    |     |
|----------|------------|---|---------|---------|---------|---------|---------|---------|----|-----|
| 2965-200 | 0124152    | 1 | 228     | 67      | 70      | 78      | 70      | 48      | 60 | 960 |
| 2965-280 | 0102266    | 1 | 290     | 87      | 70      | 88      | 70      | 60      | 90 | 950 |



## 2966

### GRIP FOR TUBE





- Finish: Chrome plated body for good rust protection
- Shape: U-shaped locking clamp for pipes and tubes
- Application: Jaws designed to fit on pipes or other round material. Can hold two pipes aligned for obtaining accurate welding
- Ideal for plumbing and general pipe and tube work

|          | <br>731415 |   | A<br>mm | B<br>mm | C<br>mm | D<br>mm | E<br>mm | F<br>mm |     |     |
|----------|------------|---|---------|---------|---------|---------|---------|---------|-----|-----|
| 2966-280 | 0102273    | 1 | 280     | 97      | 67      | 50      | 64      | 46      | 100 | 930 |

## 2963

### C-CLAMP




- Finish: Chrome plated body for good rust protection
- Shape: C-shaped locking clamp
- Application: Holds two work pieces together for welding, soldering, gluing, marking off etc

|          | <br>731415 |   | A<br>mm | B<br>mm | C<br>mm | D<br>mm | E<br>mm | F<br>mm |      |
|----------|------------|---|---------|---------|---------|---------|---------|---------|------|
| 2963-280 | 0102280    | 1 | 280     | 100     | 148     | 12      | 890     | 6       | 700  |
| 2963-450 | 0124138    | 1 | 460     | 265     | 160     | 12      | 165     | 7       | 1440 |
| 2963-630 | 0124145    | 1 | 580     | 470     | 245     | 13      | 55      | 8       | 3850 |

## 2964

### PARALLEL C-CLAMP



- Finish: Chrome plated surface for good rust protection
- Shape: C-shaped locking clamp with swivel pads which adjust themselves in parallel to the work piece
- Application: Clamps metal, wood and plastic in a secure way

|          | <br>731415 |   | A<br>mm | B<br>mm | C<br>mm | D<br>mm | E<br>mm | F<br>mm |     |      |
|----------|------------|---|---------|---------|---------|---------|---------|---------|-----|------|
| 2964-160 | 0124183    | 1 | 160     | 57      | 85      | 18      | 4       | 4       | 50  | 270  |
| 2964-280 | 0102297    | 1 | 280     | 113     | 137     | 32      | 6       | 6       | 80  | 770  |
| 2964-450 | 0124190    | 1 | 436     | 249     | 156     | 32      | 6       | 6       | 240 | 970  |
| 2964-600 | 0124206    | 1 | 630     | 430     | 152     | 32      | 6       | 6       | 400 | 1740 |



## GRIP AND WELDING PLIERS

2967

### GRIP FOR SHEET METAL



- Finish: Chrome plated body for good rust protection
- Shape: Clamp for sheet metal
- Application: Gives a secure lock onto sheet metal when forming, bending, crimping and manipulating




|          | <br>731415 |   | A<br>mm | B<br>mm | C<br>mm | D<br>mm | E<br>mm | F<br>mm |    |     |
|----------|------------|---|---------|---------|---------|---------|---------|---------|----|-----|
| 2967-180 | 0102396    | 1 | 180     | 46      | 45      | 80      | 10      | 6       | 45 | 470 |

2999

### LOCKING PLIER




- Finish: Chrome plated for good rust protection
- Shape: Wraps around and holds irregular objects quickly and easily
- Application: Adjusts quickly around any shaped object, even in awkward areas



|          | <br>731415 |   | A<br>mm | B<br>mm | C<br>mm | D<br>mm |      |
|----------|------------|---|---------|---------|---------|---------|------|
| 2999-250 | 0124169    | 1 | 250     | 75      | 19      | 160     | 900  |
| 2999-300 | 0124176    | 1 | 300     | 80      | 19      | 160     | 1140 |

2998

### CHAIN PIPE CUTTER



- Finish: Chrome plated for good rust protection
- Shape: Perfect for inaccessible areas
- Application: Cuts thin wall pipes (stainless steel, copper, PVC etc.) up to 2.6 mm
- Both cutters have a capacity of cutting pipes between  $\varnothing$  15-75 mm




|          | <br>731415 |   | A<br>mm | B<br>mm | C<br>mm | D<br>mm |      |
|----------|------------|---|---------|---------|---------|---------|------|
| 2998-250 | 0124213    | 1 | 250     | 70      | 28      | 75      | 800  |
| 2998-300 | 0124220    | 1 | 300     | 70      | 28      | 75      | 1020 |



2997

## UNIVERSAL GRIP PLIER





- Short jaws
- Finish: Chrome plated for good rust protection
- Shape: With flat and convex jaws that can be adjusted in 4 different positions for an increased gripping capacity
- Application: Holds most L, T & U profiles

|          |            |   |         |         |         |         |         |         |       |
|----------|------------|---|---------|---------|---------|---------|---------|---------|-------|
|          | <br>731415 |   | A<br>mm | B<br>mm | C<br>mm | D<br>mm | E<br>mm | F<br>mm | <br>g |
| 2997-250 | 0124237    | 1 | 235     | 38      | 58      | 17      | 14      | 15      | 550   |

2997

## UNIVERSAL GRIP PLIER



- Extra long jaws with twice as large gripping capacity compared to standard model
- Finish: Chrome plated for good rust protection
- Shape: With flat and convex jaws that can be adjusted in 4 different positions for an increased gripping capacity
- Application: Holds most L, T & U profiles

|          |            |   |         |         |         |         |         |         |       |
|----------|------------|---|---------|---------|---------|---------|---------|---------|-------|
|          | <br>731415 |   | A<br>mm | B<br>mm | C<br>mm | D<br>mm | E<br>mm | F<br>mm | <br>g |
| 2997-300 | 0124244    | 1 | 255     | 68      | 64      | 17      | 15      | 15      | 700   |

2949

## AUTOMATIC HAND VICES



- Finish: Black finish
- Shape: Locking clamp with movable jaw for increased flexibility
- Application: For production or maintenance applications and general purpose work


|            |            |   |         |         |         |       |
|------------|------------|---|---------|---------|---------|-------|
|            | <br>731415 |   | A<br>mm | B<br>mm | C<br>mm | <br>g |
| 2949-190IP | 0123926    | 1 | 193     | 30      | 32      | 690   |
| 2949-200IP | 0123940    | 1 | 196     | 30      | 70      | 765   |
| 2949-240IP | 0123957    | 1 | 240     | 62      | 70      | 935   |
| 2949-250IP | 0123971    | 1 | 240     | 62      | 150     | 1180  |




# FENCING PLIERS

## 2339D

### END CUTTER/ FENCING PLIERS




- Finish: Black epoxy powder coated, anti-corrosion treated
- Material: High performance alloy steel, PVC coated handles
- With high leverage design
- For wire twisting and cutting at construction sites (armouring) and to cut medium hard wire used in this application
- IP = Industrial Packed




|          | <br>731415 |   | A<br>mm | B<br>mm | C<br>mm | D<br>mm | E<br>mm | F<br>mm | G<br>mm | <br>Fe<br>mm | <br>g |
|----------|------------|---|---------|---------|---------|---------|---------|---------|---------|--------------|-------|
| 2339 D   | 0032792    | 3 | 220     | 16      | 28      | 21      | 1.0     | 3.0     | 21      | 2.5          | 320   |
| 2339 DIP | 0103508    | 5 | 220     | 16      | 28      | 22      | 1.0     | 3.0     | 22      | 2.5          | 320   |

## 2339

### END CUTTER/ FENCING PLIERS




- Finish: Black epoxy powder coated, anti-corrosion treated
- Material: High performance alloy steel
- With high leverage design
- For wire twisting and cutting at construction sites (armouring) and to cut medium hard wire used in this application
- 300 mm size designed for greater leverage
- IP = Industrial Packed



|            | <br>731415 |   | A<br>mm | B<br>mm | C<br>mm | D<br>mm | E<br>mm | F<br>mm | G<br>mm | <br>Fe<br>mm | <br>g |
|------------|------------|---|---------|---------|---------|---------|---------|---------|---------|--------------|-------|
| 2339-220IP | 0101061    | 5 | 220     | 16      | 28      | 22      | 1.0     | 3.0     | 22      | 2.0          | 205   |
| 2339-250IP | 0101078    | 5 | 250     | 16      | 33      | 23      | 1.0     | 4.0     | 23      | 2.5          | 360   |
| 2339-280IP | 0101948    | 5 | 280     | 18      | 33      | 23      | 1.5     | 4.0     | 23      | 3.0          | 420   |
| 2339-300IP | 0123865    | 5 | 300     | 12      | 36      | 21      | 6       | 2       | 6       | 4.5          | 465   |

## 541D

### PINCERS



- Finish: Black epoxy powder coated, anti-corrosion treated
- Material: High performance alloy steel, handles plastic coated
- Edges are induction hardened and annealed withstand the high breaking stresses from pulling nails etc



|           | <br>731415 |   | A<br>mm | B<br>mm | C<br>mm | D<br>mm | E<br>mm | F<br>mm | G<br>mm | <br>Fe<br>mm | <br>g |
|-----------|------------|---|---------|---------|---------|---------|---------|---------|---------|--------------|-------|
| 541 D-150 | 0032754    | 5 | 150     | 16      | 45      | 20.5    | 1.5     | 7.0     | 20.5    | 2.0          | 230   |
| 541D-180  | 0127160    | 5 | 180     | 21      | 52      | 21.5    | 2.0     | 8.0     | 21.5    | 2.0          | 265   |
| 541 D-200 | 0032761    | 5 | 200     | 24      | 53      | 23.0    | 1.5     | 9.0     | 23.0    | 2.5          | 385   |
| 541D-225  | 0127290    | 5 | 225     | 27      | 58      | 26.0    | 2.0     | 12.0    | 26.0    | 2.5          | 484   |
| 541 D-250 | 0032778    | 5 | 250     | 20      | 55      | 29.0    | 2.0     | 12.0    | 29.0    | 2.5          | 630   |



38

NAIL PULLER





- A robust tool for fast easy removal of nails in crates etc
- Finish: Black finish, anti-corrosion treated
- Material: High performance alloy steel
- Comfortable handle of malleable cast iron, other parts forged, specially hardened jaws

|    |            |   |         |         |         |         |         |         |       |
|----|------------|---|---------|---------|---------|---------|---------|---------|-------|
|    | <br>731415 |   | A<br>mm | B<br>mm | C<br>mm | D<br>mm | F<br>mm | G<br>mm | <br>g |
| 38 | 0021734    | 1 | 450     | 23      | 36      | 18      | 4.5     | 4.5     | 2300  |

1519D

END CUTTER/ FENCING PLIERS



- Finish: Black finish
- Material: High performance alloy steel
- Extra long handles for high leverage and cutting capacity
- 1519-9 : Spare jaws 2 pcs jaws and screws

|        |            |   |         |         |         |         |         |         |         |                 |       |
|--------|------------|---|---------|---------|---------|---------|---------|---------|---------|-----------------|-------|
|        | <br>731415 |   | A<br>mm | B<br>mm | C<br>mm | D<br>mm | E<br>mm | F<br>mm | G<br>mm | <br>Piano<br>mm | <br>g |
| 1519 D | 0032747    | 3 | 230     | 10.5    | 37      | 13.5    | 2.5     | 11.5    | 25      | 2.5             | 450   |
| 1519-9 | 0026074    | 1 |         |         |         |         |         |         |         |                 |       |






# SLIP JOINT PLIERS

8223 - 8226

## SLIP JOINT PLIERS

ergo®




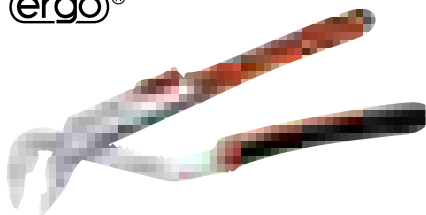
- Slip joint pliers developed according to the scientific ERGO™ process
- ISO 8976
- Finish: Black finish, anti-corrosion treated
- Material: High performance alloy steel
- ERGO™ handles in 2-component combination, thermoplastic surface, for comfortable grip, on tough polypropylene core for rigidity
- Hardened jaws
- Teeth designed to ensure grip
- Jaws for flat and pipe shape gripping
- Single thumb button adjustment
- IP: Industrial Packed

|         | <br>731415 |   | A<br>mm | B<br>mm | C<br>mm | D<br>mm | E<br>mm | F<br>mm |    |     |
|---------|------------|---|---------|---------|---------|---------|---------|---------|----|-----|
| 8223    | 0112685    | 5 | 210     | 35      | 46      | 7.0     | 5       | 7.0     | 37 | 270 |
| 8224    | 0000012    | 5 | 250     | 40      | 51      | 8.0     | 6       | 8.0     | 45 | 350 |
| 8225    | 0000029    | 5 | 315     | 52      | 63      | 9.5     | 7       | 9.5     | 55 | 550 |
| 8226    | 0115853    | 1 | 400     | 60      | 77      | 13.0    | 7       | 13.0    | 67 | 670 |
| 8223 IP | 0113149    | 5 | 210     | 35      | 46      | 7.0     | 5       | 7.0     | 37 | 270 |
| 8224 IP | 0101757    | 5 | 250     | 40      | 51      | 8.0     | 6       | 8.0     | 45 | 350 |
| 8225 IP | 0101764    | 5 | 315     | 52      | 63      | 9.5     | 7       | 9.5     | 55 | 550 |

8224/8225C

## SLIP JOINT PLIERS

ergo®



- Slip joint pliers developed according to the scientific ERGO™ process
- ISO 8976
- Finish: Chrome plated, anti-corrosion treated
- Material: High performance alloy steel
- ERGO™ handles in 2-component combination, thermoplastic surface, for comfortable grip, on tough polypropylene core for rigidity
- Hardened jaws
- Teeth designed to ensure grip
- Jaws for flat and pipe shape gripping
- Single thumb button adjustment
- Industrial packed



|         | <br>731415 |   | A<br>mm | B<br>mm | C<br>mm | D<br>mm | E<br>mm | F<br>mm |    |     |
|---------|------------|---|---------|---------|---------|---------|---------|---------|----|-----|
| 8224CIP | 0103607    | 5 | 250     | 40      | 51      | 8.0     | 6       | 8.0     | 45 | 350 |
| 8225CIP | 0103614    | 5 | 315     | 52      | 48      | 9.5     | 7       | 9.5     | 55 | 550 |



8231

## SLIP JOINT PLIERS

ergo®




- Slip joint pliers developed according to the scientific ERGO™ process
- ISO 8976
- Finish: Black finish, anti-corrosion treated
- Material: High performance alloy steel
- ERGO™ handles in 2-component combination, thermoplastic surface, for comfortable grip, on tough polypropylene core for rigidity
- Hardened jaws
- Teeth designed to ensure grip
- Jaws for flat and pipe shape gripping
- Extra wide jaw opening combined with a short handle
- Perfect for plumbers and other tradesmen which carry their tools with them
- Single thumb button adjustment
- IP: Industrial Packed

|         |                   |   | A<br>mm | B<br>mm | C<br>mm | D<br>mm | E<br>mm | F<br>mm |    |     |
|---------|-------------------|---|---------|---------|---------|---------|---------|---------|----|-----|
| 8231    | 731151<br>8266509 | 5 | 225     | 52      | 63      | 9.5     | 7       | 9.5     | 51 | 340 |
| 8231 IP | 8270285           | 5 | 225     | 52      | 63      | 9.5     | 7       | 9.5     | 51 | 340 |

7224

## SLIP JOINT PLIERS



- ISO 8976
- Finish: Black, anti-corrosion treated
- Material: High performance alloy steel, 2-component handles for maximum grip comfort
- Heat treated jaws
- 8 position settings
- Slim jaws provide good accessibility
- Flat and round grip shape with auto-tightening device

|      |                   |   | A<br>mm | B<br>mm | C<br>mm | D<br>mm | E<br>mm | F<br>mm |         |     |
|------|-------------------|---|---------|---------|---------|---------|---------|---------|---------|-----|
| 7224 | 731151<br>8274733 | 5 | 250     | 43      | 49      | 16      | 4       | 3.9     | 69 / 71 | 285 |



# SLIP JOINT PLIERS

## 2619LS

### SLIP JOINT PLIERS




- ISO 8976
- Finish: Orange laquered
- Material: High performance alloy steel
- Shape: With ground jaw faces, teeth induction hardened
- Box joint



|             | <br>731415 |   | A<br>mm | B<br>mm | C<br>mm | D<br>mm | E<br>mm | F<br>mm |    | <br>g |
|-------------|------------|---|---------|---------|---------|---------|---------|---------|----|-------|
| 2619 LS-175 | 1809188    | 5 | 175     | 30      | 27      | 45      | 6.5     | 6       | 30 | 154   |
| 2619 LS-250 | 1809195    | 5 | 240     | 32      | 40      | 14.5    | 4.0     | 7.0     | 39 | 330   |
| 2619 LS-300 | 1809201    | 5 | 300     | 40      | 50      | 15.0    | 5.5     | 9.0     | 39 | 480   |

## 2971G

### SLIP JOINT PLIERS



- ISO 8976
- Black finish, lacquered and polished, anti-corrosion treated
- High performance alloy steel, 2-component handles for comfort
- Box joint



|           | <br>731415 |   | A<br>mm | B<br>mm | C<br>mm | D<br>mm | E<br>mm | F<br>mm |    | <br>g |
|-----------|------------|---|---------|---------|---------|---------|---------|---------|----|-------|
| 2971G-250 | 0117154    | 5 | 250     | 40      | 40      | 13      | 4       | 8       | 35 | 360   |

## 6224DC

### SLIP JOINT PLIERS



- ISO 8976
- Finish: Chrome plated, anti-corrosion treated
- High performance alloy steel, PVC coated handles
- Slim head for good accessibility
- Machined groove joint for greater stability




|         | <br>731415 |   | A<br>mm | B<br>mm | C<br>mm | D<br>mm | E<br>mm | F<br>mm |    | <br>g |
|---------|------------|---|---------|---------|---------|---------|---------|---------|----|-------|
| 6224 DC | 0120307    | 5 | 250     | 35      | 46      | 10      | 7       | 10      | 32 | 385   |



## 6224GC

### SLIP JOINT PLIERS




- ISO 8976
- Material: High performance alloy steel, bi-material handles for better gripping comfort
- Finish: Chrome plated
- Slim head for good accessibility and with machined groove joint for high stability



|         | <br>731415 |   | A<br>mm | B<br>mm | C<br>mm | D<br>mm | E<br>mm | F<br>mm | <br>max<br>mm | <br>g |
|---------|------------|---|---------|---------|---------|---------|---------|---------|---------------|-------|
| 6224 GC | 0120314    | 5 | 250     | 35      | 46      | 10      | 7       | 10      | 32            | 385   |

## 5223 - 5226 DC

### SLIP JOINT PLIERS




- ISO 8976
- Finish: Chrome plated, anti-corrosion treated
- High performance alloy steel, PVC coated handles
- Machined groove joint for greater stability



|         | <br>731415 |   | A<br>mm | B<br>mm | C<br>mm | D<br>mm | E<br>mm | F<br>mm | <br>max<br>mm | <br>g |
|---------|------------|---|---------|---------|---------|---------|---------|---------|---------------|-------|
| 5223 DC | 0120321    | 5 | 190     | 25      | 41      | 8       | 3       | 8       | 30            | 195   |
| 5224 DC | 0120338    | 5 | 250     | 32      | 51      | 11      | 5.5     | 11      | 39            | 345   |
| 5225 DC | 0120345    | 2 | 300     | 42      | 61      | 12      | 7       | 12      | 54            | 705   |
| 5226 DC | 0120352    | 1 | 400     | 55      | 81      | 13      | 8       | 13      | 105           | 1130  |

## 221 D - 225 D

### SLIP JOINT PLIERS



- ISO 8976
- Black finish, anti-rust protected, PVC coated handles for better gripping comfort
- High performance alloy steel
- Jaws grip parallel in all positions up to maximum jaw opening



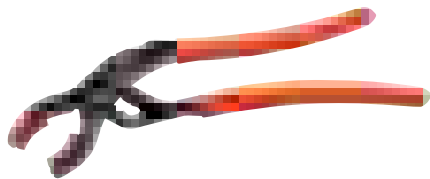
|       | <br>731415 |   | A<br>mm | B<br>mm | C<br>mm | D<br>mm | E<br>mm | F<br>mm | <br>max<br>mm | <br>g |
|-------|------------|---|---------|---------|---------|---------|---------|---------|---------------|-------|
| 221 D | 0037070    | 5 | 117     | 16      | 18.0    | 5.0     | 3.0     | 5.0     | 18            | 60    |
| 222 D | 0037087    | 5 | 150     | 22      | 23.5    | 6.5     | 4.0     | 6.5     | 23            | 100   |
| 223 D | 0037094    | 5 | 192     | 25      | 28.0    | 7.5     | 4.5     | 7.5     | 32            | 185   |
| 224 D | 0037100    | 5 | 240     | 30      | 35.0    | 9.5     | 5.5     | 9.5     | 45            | 345   |
| 225 D | 0037117    | 3 | 305     | 38      | 42.0    | 11.5    | 4.5     | 11.5    | 58            | 535   |








## SLIP JOINT PLIERS

2650

### CONNECTOR PLIER



- Chrome plated, fine-polished, anti-corrosion treated
- High performance alloy steel, PVC coated handles
- For specific use in the aviation industry
- With interchangeable nylon inserts and slip joint
- 3 positions
- Slim jaws permit work in very confined spaces
- Designed for adjusting connectors on engines, for plumbing and work with light metals and threaded pipe joints where surfaces must not be damaged
- 2650B: Spare pair of nylon inserts

|       |  | <br>731415 |  | A<br>mm | B<br>mm | C<br>mm | D<br>mm | E<br>mm | <br>max<br>mm | <br>g |
|-------|---|---|---|---------|---------|---------|---------|---------|--|--|
| 2650  |   | 1065829   | 1   | 235     | 65      | 38      | 88      | -       | 65   | 275  |
| 2650B |   | 1065843   | 1   |         |         |         |         |         |  | 3  |

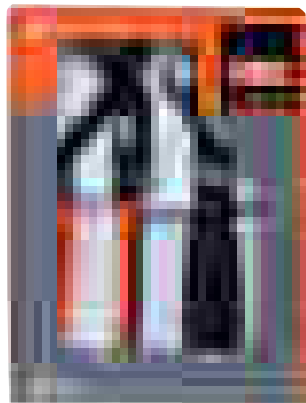


## PLIER SETS








9873

### PLUMBER'S SET

ergo®



- Adjustable wrench 9072P and slip joint plier 8224
- Packed in environmentally friendly corrugated cardboard
- Attractive packaging design for both wall and shelf display

|                 |  | <br>731415 |  |  | <br>g |
|-----------------|---|---|--|---|--|
| 9873            |   | 0058082   | 1  | 280x190x25  | 900  |
| 9072P<br>250 mm |   |   |   | 8224<br>250 mm  |       |






9853

ALL ROUND SET

ergo®




- Adjustable wrench, slip joint pliers and side cutting pliers
- Packed in environmentally friendly corrugated cardboard
- Attractive packaging design for both wall and shelf display

|  | <br>731415 |  |  | <br>g |
|---|---|---|---|--|
| 9853  | 0103287   | 1   | 292x252x25  | 730  |
| 9071<br>200 mm / 8"   |           | 8224<br>250 mm  |  |  |
| 2101G<br>160 mm   |           |   |   |  |






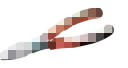


9897

ALL ROUND SET

ergo®




- Slip joint pliers, combination pliers, side cutting pliers and snipe nose pliers
- Packed in environmentally friendly corrugated cardboard
- Attractive packaging design for both wall and shelf display

|  | <br>731415 |  | <br>g |
|---|---|---|--|
| 9897  | 0058068   | 1   | 1030   |
| 8224<br>250 mm  |           | 2628G<br>180 mm   |       |
| 2101G<br>160 mm   |           | 2430G<br>160 mm   |       |








9860S

ALL ROUND SET



- IEC 60900
- Set of 3 insulated pliers: Side cutting, combination and snipe nose
- Packed in environmentally friendly corrugated cardboard
- Attractive packaging design for both wall and shelf display

IEC 60900  1000V


|  | <br>731415 |  | <br>g |
|---|---|---|--|
| 9860S   | 0140732   | 1   | 840  |
| 2101S-160   |           | 2628S-180   |       |
| 2430S-200   |           |   |  |



## WIRE TWISTING PLIERS

2855

### WIRE TWISTING PLIERS



- Black finish, anti-corrosion treated
- High performance alloy steel
- Extremely fast and time-saving with, consistent twisting
- Can be used for any wire length and any twist length
- When the pliers grip the wire, any number of twists can be made by pulling out and pushing in the spinner knob
- The reversible models eliminate the need of a second tool just a simple twist of the patented reversing sleeve gives right or left hand capability
- The smaller model might be easier to use in narrow areas
- This is a tool to secure, with wire, all critical places which are exposed to vibration
- Jaws angled at 30° and serrated, with cutter
- Capacity: Wires up to Ø 1.04 mm for the 2855 and Ø 1.6 mm for the 2855 D, also suitable

|       | <br>731415 |   | A<br>mm | B<br>mm | C<br>mm | D<br>mm | E<br>mm | F<br>mm | G<br>mm | <br>g |
|-------|------------|---|---------|---------|---------|---------|---------|---------|---------|-------|
| 2855  | 1825805    | 1 | 224     | 22      | 14.5    | 9.5     | 3       | 2.5     | 8       | 240   |
| 2855D | 1822569    | 1 | 282     | 29      | 20      | 10.5    | 5       | 4       | 10      | 525   |



## RIVETING TOOLS

2681

### HAND RIVETER



- Swivel head rivet tool
- Head swivels 360° to rivet at any angle
- Suitable for metal, leather, canvas and vinyl, using 2.4, 3.2, 4.0 or 4.8 mm rivets
- Three interchangeable nosepieces can be stored in handle, when not in use

|      | <br>731151 |    | <br>L<br>mm | <br>g |
|------|------------|----|-------------|-------|
| 2681 | 8276706    | 12 | 285         | 740   |



## 1467-250

### HAND RIVETER




- General duty riveter with four different exchangeable heads for rivet capacities of 2.4 mm; 3.2 mm; 4.0 mm and 4.8 mm
- Includes a wrench for changing heads



|          |                   |   |         |         |         |         |     |
|----------|-------------------|---|---------|---------|---------|---------|-----|
|          |                   |   | A<br>mm | B<br>mm | C<br>mm | D<br>mm |     |
| 1467-250 | 731415<br>0124268 | 1 | 250     | 22      | 34      | 75      | 500 |

## 1467-520

### LONG ARM RIVETER



- Expert quality riveter with long handles for greater leverage
- To be used with aluminium, steel and stainless steel rivets with rivet capacities of 3.2 mm; 4.0 mm; 4.8 mm; 6.0 mm and 6.8 mm
- The transparent tube collects snapped off rivet tails



|          |                   |   |         |         |         |         |      |
|----------|-------------------|---|---------|---------|---------|---------|------|
|          |                   |   | A<br>mm | B<br>mm | C<br>mm | D<br>mm |      |
| 1467-520 | 731415<br>0124275 | 1 | 520     | 22      | 58      | 160     | 1800 |

## 1467-320-850

### EXTENDIBLE RIVETER



- Extendible riveter with noses of  $\varnothing$  3.80 - 4.00 mm,  $\varnothing$  4.80 - 5 mm and  $\varnothing$  6.00 - 6.50 mm
- Variable length goes from 350 mm to 840 mm
- Riveting capacity (for all noses): Aluminium, copper and stainless steel
- Spares available

|              |                   |   |               |      |
|--------------|-------------------|---|---------------|------|
|              |                   |   |               |      |
| 1467-320-850 | 731415<br>0178636 | 1 | 320-850<br>mm | 1750 |



# PIPE WRENCHES & PIPE TOOLS

---

In 1888 the Swedish inventor and creative craftsman Johan Petter Johansson got his first patent for 'The Iron Hand', better known as the pipe wrench. JP Johansson's idea was to replace fixed spanners with a single tool that, just like the human hand, would be capable of gripping different size nuts and bolts. This was the beginning of the product innovation and design that prevails within the company today.

# Chapter Index

---

|                                 |         |
|---------------------------------|---------|
| PIPE WRENCHES                   | 606-609 |
| TUBE BENDERS AND SPARE PARTS    | 610     |
| TUBE CUTTERS AND SPARE PARTS    | 612-613 |
| PLASTIC CUTTERS                 | 613     |
| TUBE REAMERS AND DEBURRER TOOLS | 614-615 |
| SPECIAL PIPE WRENCHES           | 615-616 |
| FLARING TOOLS AND SETS          | 617     |
| WAD PUNCHES                     | 618-620 |

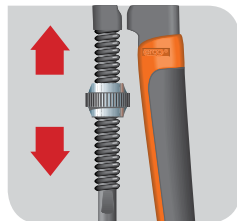
# PIPE WRENCH

The original 'Iron Hand' has laid the foundation for the high quality, ergonomic pipe wrench that Bahco produces today. It is a universal tool designed for a wide range of applications with maximum power and minimum effort.



## ERGONOMIC GRIP

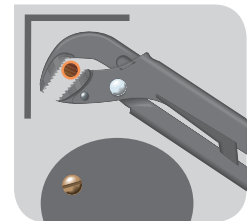
Bi-component grip of TPE for perfect handheld grip



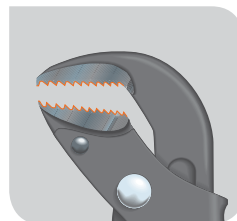
The wrench can easily be locked into the desired position with the adjusting screw. The jaw's grip increases as pressure is put on the handle.



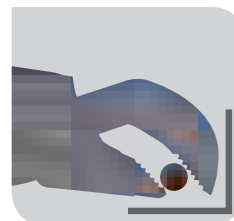
Safety stop prevents threading-off.




Slim design of the head allows excellent accessibility in confined spaces compared to many other types of pipe wrenches.



Specially-hardened jaws, with teeth that have been angled to obtain the strongest possible grip on the material.



Corner pipe wrench 45°, designed specifically for work in confined spaces.



The combination pipe wrench can grip both round objects and nuts in confined spaces.

Outer shape made out of durable sheet metal covered with TPE for a soft, warm, anti-slip, ergonomic grip.

# 600 RANGE TUBE BENDER



Simplified mounting in jaw's bench vice with a specially designed mounting area

Less bending-force needed because of the increased length of handles and low-friction shoe

Scale is embossed and coloured for easier reading

Replaceable shoe made of soft polymer material for non-scratch bends

Light-weight

Less bending force needed because of increased length of handles and low friction shoe

Comfortable non-slip grip. Ergonomically designed with TPE grips, great diameter and bent shape

Flexible cord at the end of the grip simplifies transportation and storage





# PIPE WRENCHES

1410/1420

## UNIVERSAL WRENCHES

ergo®




- Pipe wrench developed according to the scientific ERGO™ process
- True ergonomic design for optimal comfort and increased productivity
- Gripping capacity up to 38 mm (1 1/2") and a jaw opening up to 66 mm (2 2/3")
- Optimized design with narrower jaws gives better accessibility
- Patented progressive teeth for better grip
- Anti-rust treated high-alloy steel with induction hardened teeth
- Comfortable 2-component handle
- DIN 5234

|      | <br>731415 |   | A<br>mm | B<br>mm | C<br>mm | D<br>mm |       | <br>g |
|------|------------|---|---------|---------|---------|---------|-------|-------|
| 1410 | 0106332    | 1 | 320     | 45      | 11.7    | 18.8    | 1     | 610   |
| 1420 | 0103744    | 1 | 430     | 65      | 15.0    | 20.0    | 1 1/2 | 1105  |

1175

## UNIVERSAL WRENCHES

ergo®




- Pipe wrench developed according to the scientific ERGO™ process
- True ergonomic design for optimal comfort and increased productivity
- Gripping capacity up to 38 mm (1 1/2") and a jaw opening up to 66 mm (2 2/3")
- Optimized design with narrower jaws gives better accessibility
- Patented progressive teeth for better grip
- Chrome plated anti-rust treated high-alloy steel with induction hardened teeth
- Comfortable 2-component handle
- DIN 5234

|            | <br>731415 |   | A<br>mm | B<br>mm | C<br>mm | D<br>mm |       | <br>g |
|------------|------------|---|---------|---------|---------|---------|-------|-------|
| 1175-1     | 0106943    | 1 | 320     | 45      | 11.7    | 18.8    | 1     | 610   |
| 1175-1 1/2 | 0103768    | 1 | 430     | 65      | 15.0    | 20.0    | 1 1/2 | 1105  |



## 140-147



## UNIVERSAL WRENCHES

- Gripping capacity up to 127 mm (5") and a jaw opening up to 160 mm (6 1/3")
- Optimized design with narrower jaws gives better accessibility
- Patented progressive teeth for better grip
- Anti-rust treated high-alloy steel with induction hardened teeth
- DIN 5234

|     | <br>731415 |   | A<br>mm | B<br>mm | C<br>mm | D<br>mm |       |      |
|-----|------------|---|---------|---------|---------|---------|-------|------|
| 140 | 0008797    | 1 | 210     | 33      | 9.3     | 15.7    | 3/4   | 375  |
| 141 | 0008827    | 1 | 320     | 45      | 11.7    | 18.8    | 1     | 575  |
| 142 | 0008841    | 1 | 426     | 65      | 14.9    | 20.8    | 1 1/2 | 1150 |
| 143 | 0008872    | 1 | 557     | 90      | 19.8    | 26.7    | 2 1/2 | 2865 |
| 144 | 0008902    | 1 | 722     | 110     | 24.9    | 33.7    | 3 1/2 | 5390 |
| 147 | 0008933    | 1 | 1060    | 160     | 38.0    | 35.0    | 5     | 7210 |

## 442 B-444 B




## CORNER WRENCHES

- Gripping capacity up to 36.5 mm (2 1/2") and a jaw opening up to 78 mm (3 1/10")
- Optimized design with narrower jaws, with angle of 45°, gives better accessibility especially in corners
- Patented progressive teeth for better grip
- Anti-rust treated high-alloy steel with induction hardened teeth
- DIN 5234

|       | <br>731415 |   | A<br>mm | B<br>mm | C<br>mm | D<br>mm |       |      |
|-------|------------|---|---------|---------|---------|---------|-------|------|
| 442 B | 0008957    | 1 | 320     | 40      | 20      | 9.5     | 1     | 800  |
| 443 B | 0008971    | 1 | 430     | 65      | 22      | 10.5    | 2     | 1400 |
| 444 B | 0009008    | 1 | 535     | 78      | 24      | 12.0    | 2 1/2 | 2000 |

## 341-343



## COMBINATION PIPE MODEL

- Gripping capacity up to 51 mm (2") and a jaw opening up to 67 mm (2 2/3")
- Can grip both round and hexagonal (nuts) objects in confined spaces
- Patented progressive teeth for better grip
- Anti-rust treated high-alloy steel with induction hardened teeth
- DIN 5234

|     | <br>731415 |   | A<br>mm | B<br>mm | C<br>mm | D<br>mm |       |      |
|-----|------------|---|---------|---------|---------|---------|-------|------|
| 341 | 0113729    | 1 | 230     | 25      | 15      | 8.5     | 1/2   | 350  |
| 342 | 0113736    | 1 | 330     | 40      | 18      | 13.5    | 1     | 750  |
| 343 | 0113743    | 1 | 420     | 55      | 24      | 14.5    | 1 1/2 | 1350 |








## PIPE WRENCHES

### DOW177

### COMBINATION PIPE MODEL






- Gripping capacity up to 51 mm (2") and a jaw opening up to 67 mm (2 2/3")
- Can grip both round and hexagonal (nuts) objects in confined spaces
- Drop forged steel with induction hardened teeth
- Green powder coating
- DIN 5234

|  | <br>731415 |  | A<br>mm | B<br>mm | C<br>mm | D<br>mm |  |  |
|---|---|---|---------|---------|---------|---------|---|---|
| DOW 177-1/2-1   | 2816383   | 1   | 330     | 40      | 18      | 13.0    | 1   | 750   |
| DOW 177-11/2  | 2816468   | 1   | 420     | 55      | 24      | 14.5    | 1 1/2   | 1350  |
| DOW 177-2   | 2816543   | 1   | 530     | 67      | 28      | 15.5    | 2   | 2300  |

### DOW175

### PIPE WRENCHES UNIVERSAL MODEL






- Gripping capacity up to 76 mm (3") and a jaw opening up to 103 mm (4 1/10")
- Drop forged steel with induction hardened teeth
- Green powder coating
- DIN 5234

|  | <br>731415 |  | A<br>mm | B<br>mm | C<br>mm | D<br>mm |  |  |
|---|---|---|---------|---------|---------|---------|---|---|
| DOW 175-1   | 2202728   | 1   | 310     | 40      | 18      | 15.5    | 1   | 750   |
| DOW 175-11/2  | 2202995   | 1   | 420     | 55      | 20      | 17.0    | 1 1/2   | 1350  |
| DOW 175-2   | 2203022   | 1   | 560     | 67      | 25      | 19.0    | 2   | 2300  |
| DOW 175-3   | 2203299   | 1   | 620     | 103     | 30      | 28.0    | 3   | 2950  |

### DOW176

### CORNER PIPE MODEL


- Gripping capacity up to 51 mm (2") and a jaw opening up to 67 mm (2 2/3")
- Angled jaws of 45°
- Drop forged steel with induction hardened teeth
- Green powder coating
- DIN 5234

|  | <br>731415 |  | A<br>mm | B<br>mm | C<br>mm | D<br>mm |  |  |
|---|---|---|---------|---------|---------|---------|---|---|
| DOW 176-1   | 2206047   | 1   | 320     | 40      | 22.0    | 13.0    | 1   | 750   |
| DOW 176-11/2  | 2206122   | 1   | 420     | 55      | 24.0    | 14.5    | 1 1/2   | 1350  |
| DOW 176-2   | 2206399   | 1   | 530     | 67      | 31.0    | 15.5    | 2   | 2300  |



380

ALUMINIUM PIPE WRENCH



- Self clamping one-hand use multipurpose pipe wrench
- Lightweight
- Body in high strength aluminium alloy, anti-corrosion treated
- Jaws in forged special steel
- US Norm GGG-W-651, Type I Class B
- UNE 16554

|        | <br>731151 |   | L<br>mm | L<br>inch | D<br>mm | D<br>inch | B<br>mm | <br>g |
|--------|------------|---|---------|-----------|---------|-----------|---------|-------|
| 380-10 | 0133178    | 1 | 253     | 10        | 49      | 1.1/2     | 17      | 430   |
| 380-14 | 0133185    | 1 | 354     | 14        | 60      | 2         | 21      | 950   |
| 380-18 | 0133192    | 1 | 455     | 18        | 76      | 2.1/2     | 26      | 1650  |
| 380-24 | 0133208    | 1 | 607     | 24        | 89      | 3         | 28      | 2500  |
| 380-36 | 0133215    | 1 | 910     | 36        | 140     | 5         | 32      | 5200  |
| 380-48 | 0133222    | 1 | 1210    | 58        | 166     | 6         | 36      | 8400  |

361

STILLSON PIPE WRENCH



- Self clamping one-hand traditional Stillson wrench
- Spring loaded for ratchet-like use
- Body in traditional forged steel, anti-corrosion treated
- Induction hardened jaws
- US Norm GGG-W-651, Type I Class B
- UNE 16554

|        | <br>731151 |   | L<br>mm | L<br>inch | D<br>mm | D<br>inch | B<br>mm | <br>g |
|--------|------------|---|---------|-----------|---------|-----------|---------|-------|
| 361-8  | 8295196    | 1 | 200     | 8         | 25      | 1         | 11      | 290   |
| 361-10 | 8295202    | 1 | 250     | 10        | 35      | 1 3/8     | 15      | 620   |
| 361-12 | 8295219    | 1 | 300     | 12        | 44      | 1 3/4     | 17      | 800   |
| 361-14 | 8295226    | 1 | 350     | 14        | 50      | 2         | 19      | 1120  |
| 361-18 | 8295233    | 1 | 450     | 18        | 60      | 2 3/8     | 23      | 1890  |
| 361-24 | 8295240    | 1 | 600     | 24        | 76      | 3         | 26      | 3200  |
| 361-36 | 8295257    | 1 | 900     | 36        | 102     | 4         | 30      | 6100  |






# TUBE BENDERS AND SPARE PARTS

600

## TUBE BENDERS

ergo®




- Tube bender developed according to the scientific ERGO™ process
- True ergonomic design for optimal comfort and increased productivity
- Tube capacity from 10 mm (2/5") to 15 mm (19/32")
- High precision bending of steel, stainless steel, soft and hard copper tubes
- Hard tubes must be annealed before bending to avoid cracks in the tubes
- Allows bending up to 180°
- Less bending force needed, up to 20% less compared to traditional tube bender
- Non scratched bends thanks to low friction shoe
- Detailed and easy readable scale improves accurate bends
- Allows vice clamping
- Comfortable curve shaped handles for non slip grip

|        | <br>731151 |   | A<br>mm | B<br>mm | C<br>mm | r<br>mm | Ø<br>mm | <br>g |
|--------|------------|---|---------|---------|---------|---------|---------|-------|
| 600-10 | 8293642    | 1 | 460     | 185     | 125     | 42      | 10      | 1758  |
| 600-12 | 8293659    | 1 | 460     | 185     | 125     | 42      | 12      | 1758  |
| 600-15 | 8293666    | 1 | 640     | 230     | 150     | 55      | 15      | 2368  |

600-x-95

## TUBE BENDER SPARE PARTS



- Spare shoe for 600-series tube bender

|           | <br>731151 |   | Ø<br>mm | <br>g |
|-----------|------------|---|---------|-------|
| 600-10-95 | 8295158    | 1 | 10      | 15    |
| 600-12-95 | 8295165    | 1 | 12      | 15    |
| 600-15-95 | 8295172    | 1 | 15      | 15    |

1084

## TUBE BENDER



- Multipurpose tube bender, bends up to a 90° angle
- For 1/4", 5/16" and 3/8" (6, 8 and 10 mm) aluminium, copper and stainless steel tubing
- Detailed and easy readable scale improves accurate bends

|      | <br>731151 |   | A<br>mm | B<br>mm | <br>L<br>mm | <br>g |
|------|------------|---|---------|---------|-------------|-------|
| 1084 | 8277291    | 5 | 95      | 125     | 250         | 360   |







## 306

### TUBE CUTTERS AND SPARE PARTS



- For tubes between 10 - 22 mm
- For copper and other soft material tubes
- Automatic tube cutter, no manual adjustment needed when cutting off the tube
- Spare wheel available

|  | <br>731415 |  | A<br>mm | B<br>mm | Ø<br>mm | <br>g |
|---|---|--|---------|---------|---------|--|
| 306-10  | 0120246   | 1  | 48      | 26      | 10      | 124  |
| 306-12  | 0120253   | 1  | 52      | 26      | 12      | 146  |
| 306-15  | 8297107   | 1  | 56      | 27      | 15      | 175  |
| 306-22  | 8297114   | 1  | 68      | 27      | 22      | 215  |

## 306-15-95

### TUBE CUTTERS AND SPARE PARTS




- Spare cutting wheel
- Fits all sizes for tube cutters in 306-series





|  | <br>731151 |  | <br>g |
|---|--|---|--|
| 306-15-95   | 8297329  | 1   | 10   |

## 301-22

### TUBE CUTTERS AND SPARE PARTS



- Tube cutter for 3 to 22 mm pipes
- For copper, bronze, aluminium, and steel tubes
- Compact round design gives good accessibility
- Spare wheel available, code 301-22-95

|  | <br>731151 |  | A<br>mm | B<br>mm | Ø<br>mm | <br>g |
|---|---|--|---------|---------|---------|--|
| 301-22  | 8293673   | 10   | 62      | 20      | 3-22    | 160  |
| 301-22-95   | 8295189   | 10   | -       | -       | -       | 5  |



## 302-35

### TUBE CUTTERS AND SPARE PARTS



- Tube cutter for 8 to 35 mm pipes
- For copper, bronze, aluminium, and steel tubes
- Comfortable TPE covered knob with an extra spare wheel attached
- Heavy knob allow fast adjustment
- Spare wheel available, code 302-35-95

|           | <br>731151 |    | A<br>mm | B<br>mm | Ø<br>mm | <br>g |
|-----------|------------|----|---------|---------|---------|-------|
| 302-35    | 8293680    | 4  | 140     | 30      | 8-35    | 302   |
| 302-35-95 | 0188338    | 10 | -       | -       | -       | 5     |

## 302-76

### TUBE CUTTERS AND SPARE PARTS



- Tube cutter for 35 to 76 mm pipes
- For copper, bronze, aluminium, and steel tubes
- Comfortable TPE covered knob with an extra spare wheel attached
- Heavy knob allows fast adjustment
- Spare wheel available, code 302-76-95

|           | <br>731151 |    | A<br>mm | B<br>mm | Ø<br>mm | <br>g |
|-----------|------------|----|---------|---------|---------|-------|
| 302-76    | 8293697    | 4  | 210     | 32      | 35-76   | 570   |
| 302-76-95 | 0188345    | 10 | -       | -       | -       | 5     |






## 311-32

## PLASTIC CUTTERS



- For plastic tubes up to 32 mm
- Cuts PVC, PEX, PP, PB and PE
- PA body reinforced with fibreglass with a comfortable bi-material handle for a soft and firm grip





|  | <br>731415 |  | A<br>mm | B<br>mm | Ø<br>mm | <br>g |
|---|---|--|---------|---------|---------|--|
| 311-32  | 0120215   | 6  | 83      | 26      | 32      | 210  |

## 311-42

## PLASTIC CUTTERS



- For plastic tubes up to 42 mm
- Cuts PVC, PEX, PP, PB, PVDF and PE
- Less force needed with gearing function
- Body in cast aluminium
- Exchangeable cutting blade, code 311-42-95



|  | <br>731151 |  | A<br>mm | B<br>mm | Ø<br>mm | <br>g |
|---|---|--|---------|---------|---------|--|
| 311-42  | 8295523   | 1  | 94      | 22      | 0-42    | 347  |
| 311-42-95   | 8295554   | 1  | -       | -       | -       | 69   |

## 312-42

## PLASTIC CUTTERS



- For plastic tubes up to 42 mm
- Cuts PVC, PEX, PP, PB, PVDF and PE
- Less force needed with gearing function
- Body in cast aluminium
- Exchangeable cutting blade, code 312-42-95


|  | <br>731415 |  | A<br>mm | B<br>mm | Ø<br>mm   | <br>g |
|---|---|--|---------|---------|-----------|--|
| 312-42  | 0120222   | 1  | 84      | 26      | 0-(26)-42 | 769  |
| 312-42-95   | 0120239   | 1  | -       | -       | -         | 57   |



# TUBE REAMERS AND DEBURRER TOOLS

## 316-1

### TUBE REAMERS



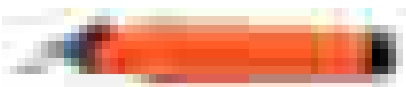
- Pen reamer for deburring tubes
- Aluminium body with HSS-blade



|       |            |   |         |         |       |
|-------|------------|---|---------|---------|-------|
|       | <br>731151 |   | A<br>mm | B<br>mm | <br>g |
| 316-1 | 8296216    | 1 | 143     | 10      | 21    |

## 316-2

### TUBE REAMERS



- Pen reamer for deburring tubes
- Plastic body with an extra HSS-blade inside
- Spare blade available, code 316-2-95



|       |            |    |         |         |       |
|-------|------------|----|---------|---------|-------|
|       | <br>731151 |    | A<br>mm | B<br>mm | <br>g |
| 316-2 | 8296223    | 12 | 150     | 22      | 31    |

## 316-2-95

### TUBE REAMERS



- Spare blade for 316-2

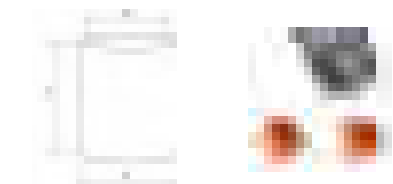
|          |            |   |       |
|----------|------------|---|-------|
|          | <br>731151 |   | <br>g |
| 316-2-95 | 8296278    | 1 | 3     |

## 318

### TUBE REAMERS



- For deburring copper, steel and stainless steel tubes
- Aluminium body with blades in high performance alloy steel
- Deburrs both internally and externally




|        |            |   |         |         |         |       |
|--------|------------|---|---------|---------|---------|-------|
|        | <br>731151 |   | A<br>mm | B<br>mm | C<br>mm | <br>g |
| 318-38 | 8296247    | 1 | 60      | 8-38    | 49      | 208   |
| 318-54 | 8296254    | 1 | 85      | 12-54   | 68      | 483   |



317

## TUBE REAMERS



- For deburring soft material tubes such as copper and aluminium
- Plastic body with carbon steel blades
- Deburrs both internally and externally

|        |            |   |         |         |         |       |
|--------|------------|---|---------|---------|---------|-------|
|        | <br>731151 |   | A<br>mm | B<br>mm | C<br>mm | <br>g |
| 317-40 | 8296230    | 1 | 50      | 3-40    | 50      | 35    |

## SPECIAL PIPE WRENCHES



363

## PLUMBING WRENCHES



- For 10 - 32 mm wide nuts
- Basin wrench with spring loaded jaws and flexible head for optimal accessibility in narrow spaces
- Telescopic wrench with four positionings

|        |            |   |         |         |         |         |         |         |         |       |
|--------|------------|---|---------|---------|---------|---------|---------|---------|---------|-------|
|        | <br>731151 |   | A<br>mm | B<br>mm | C<br>mm | D<br>mm | E<br>mm | F<br>mm | Ø<br>mm | <br>g |
| 363-32 | 8295578    | 1 | 230     | 150     | 19      | 9,7     | 19      | 60      | 12      | 790   |

375

## PLUMBING WRENCHES



- Optimized for oil filter and tubes up to 220 mm in diameter
- Nylon strap to avoid damage to the work piece
- Designed to operate in narrow spaces
- High performance alloy steel

|       |            |   |         |         |         |         |       |
|-------|------------|---|---------|---------|---------|---------|-------|
|       | <br>731151 |   | A<br>mm | B<br>mm | C<br>mm | D<br>mm | <br>g |
| 375-8 | 8296209    | 1 | 305     | 220     | 26      | 44      | 339   |



## SPECIAL PIPE WRENCHES

370

### PLUMBING WRENCHES



- Capacity up to 110 mm in diameter
- The special jaw design allows the wrench to operate in two directions
- Designed to operate in narrow spaces
- High performance alloy steel with induction hardened jaw

|       |                   |   | A<br>mm | B<br>mm | B<br>inch | C<br>mm | D<br>mm |     |
|-------|-------------------|---|---------|---------|-----------|---------|---------|-----|
| 370-4 | 731151<br>8296193 | 1 | 300     | 110     | 4         | 19      | 22      | 793 |

372

### CHAIN PIPE WRENCH



- Maximal tube capacity up from 38 mm (1 1/2") to 305 mm (12")
- Suitable for most jobs on metallic tubes
- Double sided tooth system for ratchet-like use
- Self locking function in both directions
- Strong chain made of tempered special steel
- Jaws and body in forged hardened steel
- US Norm GGG-W-651, Type I Class BUNE 16555

|           |         |   | A<br>mm | B<br>mm | B<br>inch | C<br>mm | D<br>mm |       |
|-----------|---------|---|---------|---------|-----------|---------|---------|-------|
| 372-1.1/2 | 0133239 | 1 | 350     | 49      | 1.1/2     | 8       | 38      | 1400  |
| 372-2.1/2 | 0133246 | 1 | 685     | 76      | 2.1/2     | 9       | 49      | 3500  |
| 372-4     | 0133253 | 1 | 940     | 115     | 4         | 13      | 60      | 6700  |
| 372-6     | 0133260 | 1 | 1122    | 166     | 6         | 20      | 75      | 12600 |
| 372-8     | 0133277 | 1 | 1278    | 220     | 8         | 20      | 79      | 17000 |
| 372-12    | 0133284 | 1 | 1625    | 324     | 12        | 20      | 82      | 24200 |



## 4480M

### TUBE FLARING TOOL




- For flaring brass, aluminium and soft copper tubes
- Clamping action of jaws prevents tube sliding with a self-centring pressure piece
- Hardened flaring core for 45° flares

|       |         |   |    |                     |     |
|-------|---------|---|----|---------------------|-----|
|       |         |   |    |                     |     |
| 4480M | 1080433 | 1 | 45 | 4 4.75 6 8 10 12 14 | 950 |

## 4480/

### TUBE FLARING TOOL, SET



- For double or single flares on soft steel, brass or aluminium tubes
- Set includes tube cutter, flaring bar, rod handle, yoke and adaptors
- Double flaring adapter: 3/16", 1/4", 5/16", 3/8" and 1/2"

|           |         |   |            |      |
|-----------|---------|---|------------|------|
|           |         |   |            |      |
| 4480/2-ZD | 8276911 | 1 | 330x140x45 | 1700 |





## WAD PUNCHES

400.003.020

### WAD PUNCHES



- Interchangeable wad punch set of 11 pieces, allowing cutting of foam, leather, cardboard, rubber, fibre, plastic and lead
- Packed in a resistant plastic case
- Noses are easily placed and blocked with a slight spin
- Nose diameters:  
3 mm, 4 mm, 6 mm, 8 mm, 10 mm, 12 mm, 14 mm, 16 mm, 18 mm and 20 mm

|             |            |   |                     |       |
|-------------|------------|---|---------------------|-------|
|             | <br>841281 |   | $\varnothing$<br>mm | <br>g |
| 400.003.020 | 4403205    | 1 | 3-20                | 594   |

400.003.030

### WAD PUNCHES



- Interchangeable wad punch set of 16 pieces allowing cutting of foam, leather, cardboard, rubber, fibre, plastic and lead
- Packed in a resistant plastic case
- Noses are easily placed and blocked with a slight spin
- Nose diameters:  
3 mm, 4 mm, 6 mm, 8 mm, 10 mm, 12 mm, 14 mm, 16 mm, 18 mm, 20 mm, 22 mm, 24 mm, 26 mm, 28 mm and 30 mm

|             |            |   |                     |       |
|-------------|------------|---|---------------------|-------|
|             | <br>841281 |   | $\varnothing$<br>mm | <br>g |
| 400.003.030 | 4403304    | 1 | 3-30                | 1115  |







## B400

## WAD PUNCHES



- Wad punches made of high-resistant steel
- Suitable to cut foam, leather, cardboard, rubber, fibre, plastic and lead

|  | <br>841281 |  | $\varnothing$<br>mm | <br>g |
|---|---|---|---------------------|--|
| B400.002  | 4119441   | 1   | 2                   | 10   |
| B400.003  | 4119458   | 1   | 3                   | 10   |
| B400.004  | 4119465   | 1   | 4                   | 10   |
| B400.005  | 4119472   | 1   | 5                   | 10   |
| B400.006  | 4119489   | 1   | 6                   | 10   |
| B400.007  | 4119496   | 1   | 7                   | 10   |
| B400.008  | 4119502   | 1   | 8                   | 10   |
| B400.009  | 4119519   | 1   | 9                   | 10   |
| B400.010  | 4119526   | 1   | 10                  | 10   |
| B400.011  | 4119533   | 1   | 11                  | 10   |
| B400.012  | 4119540   | 1   | 12                  | 10   |
| B400.013  | 4119557   | 1   | 13                  | 10   |
| B400.014  | 4119564   | 1   | 14                  | 10   |
| B400.015  | 4119571   | 1   | 15                  | 10   |
| B400.016  | 4119588   | 1   | 16                  | 10   |
| B400.017  | 4119595   | 1   | 17                  | 10   |
| B400.018  | 4119601   | 1   | 18                  | 10   |
| B400.019  | 4119618   | 1   | 19                  | 10   |
| B400.020  | 4119625   | 1   | 20                  | 10   |
| B400.021  | 4119632   | 1   | 21                  | 10   |
| B400.022  | 4119649   | 1   | 22                  | 10   |
| B400.023  | 4119656   | 1   | 23                  | 10   |
| B400.024  | 4119663   | 1   | 24                  | 10   |
| B400.025  | 4119670   | 1   | 25                  | 10   |
| B400.026  | 4119687   | 1   | 26                  | 10   |
| B400.027  | 4119694   | 1   | 27                  | 10   |
| B400.028  | 4119700   | 1   | 28                  | 10   |
| B400.029  | 4119717   | 1   | 29                  | 10   |
| B400.030  | 4119724   | 1   | 30                  | 10   |
| B400.031  | 4119731   | 1   | 31                  | 10   |
| B400.032  | 4119748   | 1   | 32                  | 10   |
| B400.033  | 4119755   | 1   | 33                  | 10   |
| B400.034  | 4119762   | 1   | 34                  | 10   |
| B400.035  | 4119779   | 1   | 35                  | 10   |
| B400.036  | 4119786   | 1   | 36                  | 10   |
| B400.037  | 4119793   | 1   | 37                  | 10   |
| B400.038  | 4119809   | 1   | 38                  | 10   |
| B400.039  | 4119816   | 1   | 39                  | 10   |
| B400.040  | 4119823   | 1   | 40                  | 10   |
| B400.041  | 4119830   | 1   | 41                  | 10   |
| B400.042  | 4119847   | 1   | 42                  | 10   |
| B400.043  | 4119854   | 1   | 43                  | 10   |
| B400.044  | 4119861   | 1   | 44                  | 10   |
| B400.045  | 4119878   | 1   | 45                  | 10   |
| B400.046  | 4119885   | 1   | 46                  | 10   |
| B400.047  | 4119892   | 1   | 47                  | 10   |
| B400.048  | 4119908   | 1   | 18                  | 10   |
| B400.049  | 4119915   | 1   | 49                  | 10   |
| B400.050  | 4119922   | 1   | 50                  | 10   |








2635

## REVOLVING PUNCH



- For punching round holes in leather, rubber, plastic, canvas, gaskets and other similar materials
- Six punch sizes 2.0/2.5/3.0/3.5/4.0/4.5 mm included in the tool
- Easily selected and viewed hole diameter
- Unique design reduces cutting power needed by 70%

|   |   |  |  |  |
|---|---|--|--|--|
|  | <br>731151 |  | <br>L<br>mm | <br>g |
| 2635  | 8276348   | 1  | 260  | 410  |



# AIR TOOLS

---

**Silent yet Powerful**  
**Powerful yet Lightweight**  
**Lightweight yet Durable**

Bahco offers a wide range of air tools designed and developed to meet the very highest standards. Each item in the range incorporates Bahco's spirit of innovation and unrelenting quality. They are equally suitable for the toughest and the most accurate precision jobs, working on the smallest car as readily as the largest truck.

In other words a comprehensive range of professional air tools for everyday use.

# Chapter Index

---

|                       |         |
|-----------------------|---------|
| IMPACT WRENCHES       | 630-634 |
| RATCHETS              | 635-636 |
| GRINDERS              | 637-640 |
| CUT OFF TOOLS         | 641     |
| RECIPROCATING SAWS    | 641     |
| DRILLS                | 642     |
| RIVETERS              | 643     |
| HAMMERS               | 643     |
| HAMMER CHISELS        | 644-645 |
| PNEUMATIC MARKERS     | 646     |
| CARTRIDGE APPLICATOR  | 646     |
| SURFACE CLEANER       | 646     |
| SANDERS               | 647-649 |
| WINDSCREEN REMOVER    | 649     |
| BLADES & SCRAPERS     | 649-650 |
| PAINT GUN             | 651     |
| PNEUMATIC ACCESSORIES | 652-654 |
| AIR GUNS              | 655     |
| BLOW GUNS             | 655     |

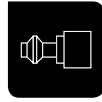
# ICON INDEX



Drive OUT  
inches



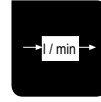
Maximum  
Service  
Pressure  
MPa



Air Inlet  
inches



Min. Hose  
Diameter  
mm



Air  
Consumption  
l/min



Torque  
Range  
Nm



Maximum  
Torque in  
Reverse Mode  
Nm



Speed  
Revolutions  
Per Minute



Sound  
Pressure  
dBA



Vibration  
Level  
m/s<sup>2</sup>



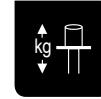
Engine  
Output  
watt



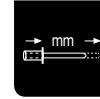
Diameter  
mm



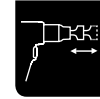
Disc / Belt  
Diameter  
mm



Traction  
Power  
kg



Stroke  
mm



Air hammer  
distance



Air Hammer  
force



Blows  
Per Minute



Hex



Rivet



Extension




Velcro®



Rotating  
Exhaust

BP814 MERELY 1,2 KG  
STRIKING A MAXIMUM  
TORQUE OF 410 NM  
IN REVERSE



# SPECIAL FEATURES

## FAST AND EASY




### ONE HAND DIRECTION AND POWER CONTROL KNOB

- Easy to change direction with one hand
- Easy to change power output with one hand

|  |        |                    |  |        |                         |  |        |                    |
|--|--------|--------------------|--|--------|-------------------------|--|--------|--------------------|
|  | BPM916 | Impact wrench 3/8" |  | BPM914 | Mini impact wrench 1/2" |  | BPM915 | Impact wrench 1/2" |
|--|--------|--------------------|--|--------|-------------------------|--|--------|--------------------|

## DURABLE AND LIGHTWEIGHT



### ONE PIECE MAGNESIUM HOUSING

- Lower weight
- Increased durability

|  |        |                    |  |        |                         |  |        |                    |
|--|--------|--------------------|--|--------|-------------------------|--|--------|--------------------|
|  | BPM916 | Impact wrench 3/8" |  | BPM914 | Mini impact wrench 1/2" |  | BPM915 | Impact wrench 1/2" |
|--|--------|--------------------|--|--------|-------------------------|--|--------|--------------------|

## SILENT AND LIGHTWEIGHT



### COMPOSITE HOUSING AND HEXAGONAL RUBBER SLEEVE

- Lower weight
- Lower sound pressure
- Lower vibration levels
- Great insulation against cold air
- User friendly grip

|  |       |                    |  |       |                                  |  |        |                        |
|--|-------|--------------------|--|-------|----------------------------------|--|--------|------------------------|
|  | BP816 | Impact wrench 3/8" |  | BP824 | Reciprocating saw                |  | BP825  | Reversible drill 13 mm |
|  | BP815 | Impact wrench 1/2" |  | BP601 | Random orbital sander 5 mm       |  | BP820  | Ratchet 3/8"           |
|  | BP817 | Impact wrench 3/4" |  | BP610 | Random orbital sander 2.5 mm     |  | BP821  | Ratchet 1/2"           |
|  | BP823 | 5" Disc grinder    |  | BP826 | Reversible screwdriver 1.800 RPM |  | BP822  | Mini grinder           |
|  | BP110 | Cut-off tool       |  | BP827 | Reversible screwdriver 800 RPM   |  | BP115  | Angle grinder          |
|  | BP814 | Impact wrench 1/2" |  | BP117 | Low Revolution Grinder           |  | BP822E | Extended die grinder   |

## POWERFUL DURABILITY



### TWIN HAMMER MECHANISM

- Reliable system for continuous torque increase with two hammers
- Resilient to air pressure fluctuations
- Consisting of very few parts
- Easy lubrication from the outside without dismantling the housing

|  |       |                    |  |        |                    |  |        |                             |
|--|-------|--------------------|--|--------|--------------------|--|--------|-----------------------------|
|  | BP814 | Impact wrench 1/2" |  | BPM916 | Impact wrench 3/8" |  | BPM914 | Mini impact wrench 1/2"     |
|  | BP816 | Impact wrench 3/8" |  | BP817  | Impact wrench 3/4" |  | BP900L | Long anvil impact wrench 1" |
|  | BP815 | Impact wrench 1/2" |  | BP900  | Impact wrench 1"   |  | BPM915 | Impact wrench 1/2"          |

## EXTRA POWERFUL & SILENT or EXTRA SILENT & POWERFUL



### EXCHANGEABLE MUFFLER SYSTEM

- Adapt the performance of the tool to meet your demand
- Attach either one or two of the included optional mufflers for a remarkable decrease in sound level with just a nominal power loss

|  |        |                    |  |        |                         |  |        |                    |
|--|--------|--------------------|--|--------|-------------------------|--|--------|--------------------|
|  | BP921  | Ratchet 1/2"       |  | BPM914 | Mini impact wrench 1/2" |  | BPM915 | Impact wrench 1/2" |
|  | BPM916 | Impact wrench 3/8" |  |        |                         |  |        |                    |

## SMOOTH OPERATION



### SWIVEL CONNECTION

- Allows the air hose to follow the tool naturally
- Higher operational comfort

|  |       |                    |  |       |              |  |        |                      |
|--|-------|--------------------|--|-------|--------------|--|--------|----------------------|
|  | BP816 | Impact wrench 3/8" |  | BP820 | Ratchet 3/8" |  | BP115  | Angle grinder        |
|  | BP815 | Impact wrench 1/2" |  | BP822 | Mini grinder |  | BP824  | Reciprocating saw    |
|  | BP814 | Impact wrench 1/2" |  | BP110 | Cut-off tool |  | BP822E | Extended die grinder |
|  | BP821 | Ratchet 1/2"       |  |       |              |  |        |                      |



# IMPACT WRENCH

The eight vanes twin hammer mechanism delivers maximum power at minimum air consumption

Flat rubber covered top ensures a stable grip. Supplied with a black vinyl protection boot

Well balanced one piece magnesium housing ensures extreme durability



Oil bath lubrication system with high grade synthetic racing oil to ensure a maintenance free tool with a long lifetime



Change direction and power output in 1 SECOND with one hand

System with optional mufflers allows you to adapt the tool to your needs. With no muffler the power is maximized, with two mufflers the sound is minimized



MINI IMPACT WRENCH 1/2"

| Muffler | MAX Nm | % Nm | dB       | %      |
|---------|--------|------|----------|--------|
| 0       | 440 Nm |      | 96,6 dBA |        |
| 1       | 414 Nm | -6%  | 90,3 dBA | -275 % |



IMPACT WRENCH 1/2"

| Muffler | MAX Nm  | % Nm   | dB        | %      |
|---------|---------|--------|-----------|--------|
| 0       | 1098 Nm |        | 102,5 dBA |        |
| 1       | 1015 Nm | -7,6%  | 92,5 dBA  | -316 % |
| 2       | 935 Nm  | -14,8% | 86,6 dBA  | -623 % |



IMPACT WRENCH 3/8"

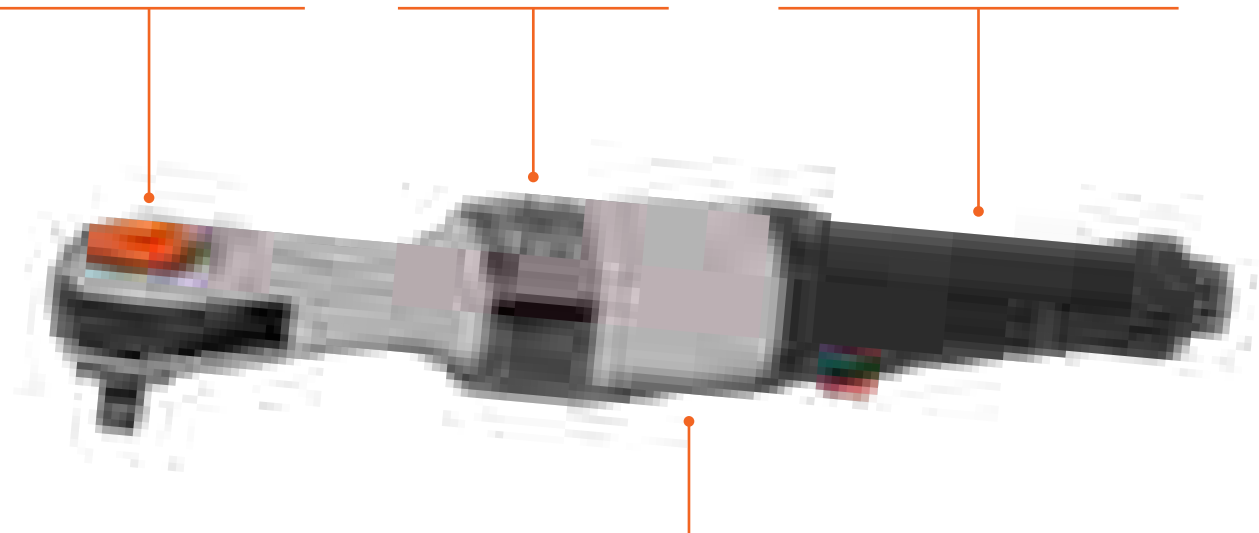
| Muffler | MAX Nm | % Nm | dB       | %      |
|---------|--------|------|----------|--------|
| 0       | 440 Nm |      | 99,1 dBA |        |
| 1       | 414 Nm | -6%  | 90,3 dBA | -275 % |

# RATCHET

The 'stop lock' pins prevent ratchet pawl lock up and assures longer durability

Balanced lightweight house for superior control and comfortable usage


Soft-grip handle with increased comfort, reduced vibration, and increased insulation against cold



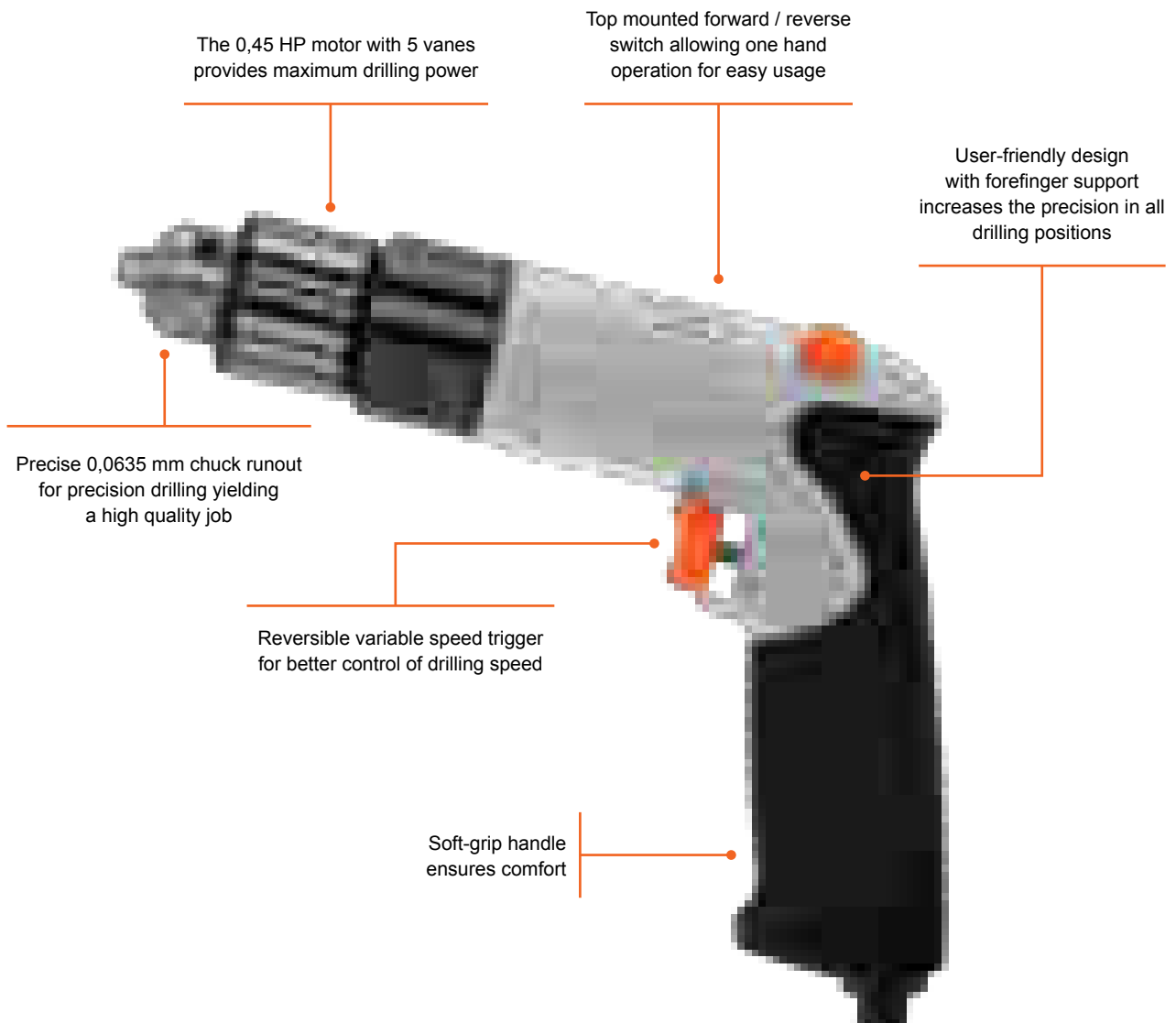
The muffer bypass system gives you the choice to adapt the tool to your needs

| Muffer | MAX Nm | % Nm | dB       | %     |
|--------|--------|------|----------|-------|
|        | 95 Nm  |      | 94,9 dBA |       |
|        | 67 Nm  | -30% | 87,9 dBA | -224% |


**308 MM LONG &  
95 NM STRONG**



# DRILLS



TOP MOUNTED  
FORWARD / REVERSE  
SWITCH:  
BP925 & BP926



# AIR HAMMER

The chuck makes changing the chisel quick and easy




The 76 mm long stroke of the heavy hard steel piston ensures high striking power

Supplied in a robust plastic case, with five chisels for numerous applications

Built from heavy duty materials, solid, high-grade steel barrel, Kevlar reinforced flutter disc and inbuilt air filter

Built-in, four-position air regulator and direct multi-port frontal exhaust for comfort

The vibration is only 1.5m/s<sup>2</sup> as a result of the dual elastomer cushions that absorb almost all vibration



## BP909K

Accessory chisels - Suitable for BP909

|          | Type                    | Shank         | Included in BP909K |
|----------|-------------------------|---------------|--------------------|
| BP909TF  | Turning, flat           | Round 10,2 mm | Yes                |
| BP909TWF | Turning, wide flat      | Round 10,2 mm | Yes                |
| BP909TTP | Turning, tapered punch  | Round 10,2 mm | Yes                |
| BP909TE  | Turning, edge claw      | Round 10,2 mm | Yes                |
| BP909TH  | Turning, hammer         | Round 10,2 mm |                    |
| BP909TSP | Turning, straight punch | Round 10,2 mm | Yes                |
| BP909NF  | Non - turning, flat     | Round 10,2 mm |                    |
| BP909NE  | Non - turning edge claw | Round 10,2 mm |                    |





# IMPACT WRENCHES

## BPM916

### IMPACT WRENCH 3/8"



- Impact wrench 3/8"
- Magnesium housing
- Twin hammer mechanism
- Rubber grip
- One-hand operation power regulator
- Fast forward/reverse valve
- Eight vanes rotor
- Air exhaust in handle
- Rubber boot included
- Muffler kit included to choose the preferred power and sound combination

|        |         |   |      |     |      |    |    |     |     |        |       |      |     |     |     |
|--------|---------|---|------|-----|------|----|----|-----|-----|--------|-------|------|-----|-----|-----|
|        |         |   |      |     |      |    |    |     |     |        |       |      |     |     |     |
| BPM916 | 0184187 | 1 | 3/8" | 6.2 | 1/4" | 10 | 68 | 300 | 440 | 10,700 | 1,400 | 99.1 | 4.5 | 155 | 1.3 |

## BP816

### IMPACT WRENCH 3/8"



- Impact wrench 3/8"
- Composite housing
- Twin hammer mechanism
- Power regulator
- Swivel connection
- Air exhaust in handle

|       |         |   |      |     |      |    |    |         |     |        |       |    |      |     |      |
|-------|---------|---|------|-----|------|----|----|---------|-----|--------|-------|----|------|-----|------|
|       |         |   |      |     |      |    |    |         |     |        |       |    |      |     |      |
| BP816 | 0134427 | 1 | 3/8" | 6.3 | 1/4" | 10 | 85 | 220-360 | 410 | 10,000 | 1,400 | 88 | 6.53 | 163 | 1.20 |

## BP816K1

### IMPACT WRENCH 3/8"



- Impact wrench kit 3/8"
- Delivered in a robust plastic case
- Foam inlay fits into Bahco T-module system T12
- Contains:
  - 1 pc BP816
  - Impact sockets: 10, 11, 12, 13, 14, 15, 17, 19, 21, 22, and 24 mm
  - 1/4" threaded male connector

|         |         |   |      |     |      |    |    |         |     |        |       |    |      |     |      |
|---------|---------|---|------|-----|------|----|----|---------|-----|--------|-------|----|------|-----|------|
|         |         |   |      |     |      |    |    |         |     |        |       |    |      |     |      |
| BP816K1 | 0182008 | 1 | 3/8" | 6.3 | 1/4" | 10 | 85 | 220-360 | 410 | 10,000 | 1,400 | 88 | 6.53 | 163 | 1.20 |



## BPM915



### IMPACT WRENCH 1/2"

- Impact wrench 1/2"
- Magnesium housing
- Twin hammer mechanism
- Rubber grip
- One-hand operation power regulator
- Fast forward/reverse valve
- Eight vanes rotor
- Air exhaust in handle
- Rubber boot included
- Muffler kit included to choose the preferred power and sound combination

|        |         |   |      |            |      |    |     |     |       |       |       |       |     |     |     |
|--------|---------|---|------|------------|------|----|-----|-----|-------|-------|-------|-------|-----|-----|-----|
|        |         |   |      | <b>BAR</b> |      |    |     |     |       |       |       |       |     |     |     |
| BPM915 | 0184194 | 1 | 1/2" | 6.2        | 1/4" | 10 | 178 | 813 | 1,098 | 9,800 | 1,270 | 102.5 | 5.1 | 194 | 2.2 |

## BP815



### IMPACT WRENCH 1/2"

- Impact wrench 1/2"
- Composite housing
- Twin hammer mechanism
- Power regulator
- Swivel connection
- Air exhaust in handle

|       |         |   |      |            |      |    |     |         |     |       |       |    |      |     |      |
|-------|---------|---|------|------------|------|----|-----|---------|-----|-------|-------|----|------|-----|------|
|       |         |   |      | <b>BAR</b> |      |    |     |         |     |       |       |    |      |     |      |
| BP815 | 0134311 | 1 | 1/2" | 6.3        | 1/4" | 10 | 130 | 320-620 | 825 | 7,000 | 1,150 | 84 | 5.00 | 192 | 1.95 |

## BPM914



### IMPACT WRENCH 1/2"

- Impact wrench 1/2"
- Magnesium housing
- Twin hammer mechanism
- Rubber grip
- One-hand operation power regulator
- Fast forward/reverse valve
- Eight vanes rotor
- Air exhaust in handle
- Rubber boot included
- Muffler kit included to choose the preferred power and sound combination

|        |         |   |      |            |      |    |    |     |     |        |       |      |      |     |     |
|--------|---------|---|------|------------|------|----|----|-----|-----|--------|-------|------|------|-----|-----|
|        |         |   |      | <b>BAR</b> |      |    |    |     |     |        |       |      |      |     |     |
| BPM914 | 0184170 | 1 | 1/2" | 6.2        | 1/4" | 10 | 68 | 300 | 440 | 10,700 | 1,400 | 96.6 | 4.54 | 155 | 1.3 |



# IMPACT WRENCHES

## BP814

### IMPACT WRENCH 1/2"



- Impact wrench 1/2"
- Composite housing
- Twin hammer mechanism
- Power regulator
- Swivel connection
- Air exhaust in handle

|       |         |    |      |            |      |    |    |         |     |        |       |    |      |     |      |
|-------|---------|----|------|------------|------|----|----|---------|-----|--------|-------|----|------|-----|------|
|       |         |    |      | <b>BAR</b> |      |    |    |         |     |        |       |    |      |     |      |
| BP814 | 0184262 | 10 | 1/2" | 6.3        | 1/4" | 10 | 85 | 220-360 | 410 | 10,000 | 1,400 | 88 | 6.53 | 163 | 1.20 |

## BP815K1

### IMPACT WRENCH 1/2"



- Impact wrench kit 1/2"
- Supplied in a robust plastic case
- Foam inlay fits into Bahco T-module system T12
- Contains:
  - 1 pc BP815 1/2" Impact wrench
  - Impact sockets: 10, 11, 12, 13, 14, 15, 17, 19, 21, 22, and 24 mm
  - 1/4" threaded male connector

|         |         |   |      |            |      |    |     |         |     |       |       |    |   |     |      |
|---------|---------|---|------|------------|------|----|-----|---------|-----|-------|-------|----|---|-----|------|
|         |         |   |      | <b>BAR</b> |      |    |     |         |     |       |       |    |   |     |      |
| BP815K1 | 0181957 | 1 | 1/2" | 6.3        | 1/4" | 10 | 130 | 320-620 | 825 | 7,000 | 1,150 | 84 | 5 | 192 | 1.95 |

## BP815K2

### IMPACT WRENCH 1/2"



- Impact wrench kit 1/2"
- Contains:
  - 1 pc BP815 1/2" Impact wrench
  - 1 pc BP500 Magnetic holder
  - 1 pc BWSS12P Wheel socket set 17, 19, 21 mm in a case

|         |         |   |      |            |      |    |     |         |     |       |       |    |   |     |      |
|---------|---------|---|------|------------|------|----|-----|---------|-----|-------|-------|----|---|-----|------|
|         |         |   |      | <b>BAR</b> |      |    |     |         |     |       |       |    |   |     |      |
| BP815K2 | 0181964 | 1 | 1/2" | 6.3        | 1/4" | 10 | 130 | 320-620 | 825 | 7,000 | 1,150 | 84 | 5 | 192 | 1.95 |





## BP817

### IMPACT WRENCH 3/4"



- Impact wrench 3/4"
- Composite housing
- Twin hammer mechanism
- Power regulator
- Swivel connection
- Air exhaust in handle

|       |         |   |      |            |      |    |     |         |       |       |     |    |      |     |      |
|-------|---------|---|------|------------|------|----|-----|---------|-------|-------|-----|----|------|-----|------|
|       |         |   |      | <b>BAR</b> |      |    |     |         |       |       |     |    |      |     |      |
| BP817 | 0134106 | 1 | 3/4" | 6.3        | 3/8" | 10 | 190 | 340-950 | 1,800 | 4,500 | 970 | 88 | 4.30 | 245 | 3.95 |

## BP900

### IMPACT WRENCH 1"



- Impact wrench 1"
- Twin hammer mechanism
- Power regulator
- Support handle included
- 6" anvil (BP900L)

|       |         |   |    |            |      |    |       |             |       |       |     |    |      |     |    |
|-------|---------|---|----|------------|------|----|-------|-------------|-------|-------|-----|----|------|-----|----|
|       |         |   |    | <b>BAR</b> |      |    |       |             |       |       |     |    |      |     |    |
| BP900 | 0134328 | 2 | 1" | 6.3        | 1/2" | 13 | 1,840 | 1,200-2,700 | 2,800 | 3,900 | 700 | 99 | 11.6 | 510 | 12 |

## BP900L

### IMPACT WRENCH 1"



- Impact wrench 1" long anvil
- Twin hammer mechanism
- Power regulator
- Support handle included
- 6" anvil (BP900L)

|        |         |   |    |            |      |    |       |             |       |       |     |    |      |     |      |
|--------|---------|---|----|------------|------|----|-------|-------------|-------|-------|-----|----|------|-----|------|
|        |         |   |    | <b>BAR</b> |      |    |       |             |       |       |     |    |      |     |      |
| BP900L | 0134335 | 1 | 1" | 6.3        | 1/2" | 13 | 1,840 | 1,200-2,700 | 2,800 | 3,900 | 700 | 99 | 11.6 | 610 | 12.5 |






# IMPACT WRENCHES

## BP405

### IMPACT WRENCH 1"




- Impact wrench 1"
- Power regulator
- Support handle included
- Air exhaust in handle
- Pin clutch mechanism

|       |         |   |    |            |      |    |     |           |       |       |     |       |      |     |       |
|-------|---------|---|----|------------|------|----|-----|-----------|-------|-------|-----|-------|------|-----|-------|
|       |         |   |    | <b>BAR</b> |      |    |     |           |       |       |     |       |      |     |       |
| BP405 | 0134373 | 1 | 1" | 6.3        | 1/2" | 13 | 235 | 813-1,898 | 3,796 | 4,000 | 500 | 92.00 | 5.10 | 302 | 11.80 |

## BPM91B

### IMPACT WRENCH ACCESSORIES




- Impact wrench boot
- BPM91BS to be used with BPM914 and BPM916
- BPM91BL to be used with BPM915

|         |         |   |           |     |
|---------|---------|---|-----------|-----|
|         |         |   |           |     |
| BPM91BL | 0186891 | 1 | 185x70x65 | 100 |
| BPM91BS | 0186907 | 1 | 140x65x50 | 70  |

## BPM91MK

### IMPACT WRENCH ACCESSORIES



- Impact wrench muffler kits
- BPM91MK1 to be used with BPM914 and BPM916
- BPM91MK2 to be used with BPM915














|          |         |   |          |    |
|----------|---------|---|----------|----|
|          |         |   |          |    |
| BPM91MK1 | 0186938 | 1 | 25x25x30 | 5  |
| BPM91MK2 | 0186945 | 1 | 50x25x30 | 10 |

## BP919



### RATCHET 1/4"

- Ratchet 1/4"
- Rubber grip
- Rubber boot included
- Balanced lightweight housing
- All ball bearing construction and high strength alloy steel gear system
- Hard coated motor plates














|   |   |   |   |            |  |   |  |   |  |  |  |   |   |
|---|---|---|---|------------|--|---|--|---|--|--|--|---|---|
|  | <br>731415 |  |  | <b>BAR</b> | <br>inch | <br>mm | <br>U/min | <br>Nm | <br>min-1 | <br>dBA | <br>m/sec | <br>mm | <br>kg |
| BP919   | 0184200   | 1   | 1/4"  | 6.2        | 1/4"   | 10  | 40   | 0-47  | 235  | 84   | 2.5  | 198   | 0.59  |

## BP700



### RATCHET 1/4"

- 1/4" Mini ratchet
- Composite housing
- Power regulator














|   |   |   |   |            |  |   |  |   |  |  |  |   |   |
|---|---|---|---|------------|--|---|--|---|--|--|--|---|---|
|  | <br>731415 |  |  | <b>BAR</b> | <br>inch | <br>mm | <br>U/min | <br>Nm | <br>min-1 | <br>dBA | <br>m/sec | <br>mm | <br>kg |
| BP700   | 0134458   | 1   | 1/4"  | 6.3        | 1/4"   | 10  | 65   | 0-30  | 300  | 94   | 3.60   | 133   | 0.50  |

## BP920



### RATCHET 3/8"

- Ratchet 3/8"
- Rubber grip
- Rubber boot included
- Balanced lightweight housing
- All ball bearing construction and high strength alloy steel gear system
- Hard coated motor plates

|   |   |   |   |            |  |   |  |   |  |  |  |   |   |
|---|---|---|---|------------|--|---|--|---|--|--|--|---|---|
|  | <br>731415 |  |  | <b>BAR</b> | <br>inch | <br>mm | <br>U/min | <br>Nm | <br>min-1 | <br>dBA | <br>m/sec | <br>mm | <br>kg |
| BP920   | 0184217   | 1   | 3/8"  | 6.2        | 1/4"   | 10  | 40   | 0-47  | 235  | 84   | 2.5  | 198   | 0.59  |



# RATCHETS

## BP820

### RATCHET 3/8"



- Ratchet 3/8"
- Rubber grip
- Power regulator
- Swivel connection
- Swivelling air exhaust

|       |         |   |      |            |      |    |     |      |     |    |     |     |      |
|-------|---------|---|------|------------|------|----|-----|------|-----|----|-----|-----|------|
|       |         |   |      | <b>BAR</b> |      |    |     |      |     |    |     |     |      |
| BP820 | 0134465 | 1 | 3/8" | 6.3        | 1/4" | 10 | 120 | 0-67 | 270 | 80 | 2.6 | 256 | 1.20 |

## BP921

### RATCHET 1/2"



- Ratchet 1/2"
- Rubber grip
- Rubber boot included
- Magnesium housing
- Power regulator with muffler bypass system to choose the preferred power and sound combination

|       |         |   |      |            |      |    |     |      |     |      |     |     |      |
|-------|---------|---|------|------------|------|----|-----|------|-----|------|-----|-----|------|
|       |         |   |      | <b>BAR</b> |      |    |     |      |     |      |     |     |      |
| BP921 | 0184224 | 1 | 1/2" | 6.2        | 1/4" | 10 | 127 | 7-95 | 200 | 94.9 | 5.2 | 308 | 1.35 |

## BP821

### RATCHET 1/2"




- Ratchet 1/2"
- Rubber grip
- Power regulator
- Swivel connection
- Swivelling air exhaust

|       |         |   |      |            |      |    |     |      |     |    |      |     |      |
|-------|---------|---|------|------------|------|----|-----|------|-----|----|------|-----|------|
|       |         |   |      | <b>BAR</b> |      |    |     |      |     |    |      |     |      |
| BP821 | 0134472 | 1 | 1/2" | 6.3        | 1/4" | 10 | 120 | 0-67 | 150 | 80 | 2.60 | 256 | 1.20 |

## BP91B

### AIR RATCHET ACCESSORIES




- Air ratchet boots
- BP91BS to be used with BP919 and BP920
- BP91BL to be used with BP921













|        |         |   |          |    |
|--------|---------|---|----------|----|
|        |         |   |          |    |
|        | 731415  |   | mm       |    |
| BP91BL | 0192779 | 1 | 60x40x35 | 12 |
| BP91BS | 0192786 | 1 | 45x30x30 | 6  |

## BP822

### DIE GRINDER 6 MM



- Die grinder 6 mm
- Includes 3 mm collet
- Rubber grip
- Swivel connector
- Swivelling air exhaust
- 3 and 6 mm collets included













|   |   |   |            |   |  |   |   |   |   |   |   |   |
|---|---|---|------------|---|--|---|---|---|---|---|---|---|
|  | <br>731415 |  | <b>BAR</b> |  |  |  |  |  |  |  |  |  |
| BP822   | 0134984   | 1   | 6.3        | 1/4"  | 10   | 170   | 25,000  | 85  | 4.53  | 250   | 165   | 0.50  |

## BP822E

### EXTENDED DIE GRINDER 6 MM




- Die grinder 6 mm
- Includes 3 mm collet
- Rubber grip
- Swivel connector
- Swivelling air exhaust
- 3 and 6 mm collets included













|   |   |   |            |   |  |   |   |   |   |   |   |   |
|---|---|---|------------|---|--|---|---|---|---|---|---|---|
|  | <br>731415 |  | <b>BAR</b> |  |  |  |  |  |  |  |  |  |
| BP822E  | 0184279   | 10  | 6.3        | 1/4"  | 10   | 113   | 25000   | 76  | 4.53  | 200   | 258   | 0.80  |

## BP115

### ANGLE DIE GRINDER 6 MM



- Angle die grinder 6 mm
- Rubber grip
- Swivel connector
- Swivelling air exhaust
- 3 and 6 mm collets included

|   |   |   |            |   |  |   |   |   |   |   |   |   |
|---|---|---|------------|---|--|---|---|---|---|---|---|---|
|  | <br>731415 |  | <b>BAR</b> |  |  |  |  |  |  |  |  |  |
| BP115   | 0134991   | 1   | 6.3        | 1/4"  | 10   | 113   | 20,000  | 79  | < 2.5   | 164   | 170   | 0.60  |



# GRINDERS

## BP823

### DISC GRINDER 5"



- Disc grinder 5"
- Composite housing
- Rubber grip
- Safety trigger
- Support handle included
- Tool free disc change

|       |         |   |            |      |    |     |        |    |        |     |           |
|-------|---------|---|------------|------|----|-----|--------|----|--------|-----|-----------|
|       |         |   | <b>BAR</b> |      |    |     |        |    |        |     |           |
| BP823 | 0135004 | 1 | 6.3        | 1/4" | 10 | 340 | 10,000 | 83 | < 2.50 | 250 | 1.80 2.22 |

## BP420M

### ABRASIVE WHEEL



- 6 mm abrasive wheel
- 2 units in a blister

|        |         |   |    |    |    |
|--------|---------|---|----|----|----|
|        |         |   |    |    |    |
| BP420M | 0134618 | 1 | 67 | 25 | 55 |

## BP421M

### ABRASIVE WHEEL

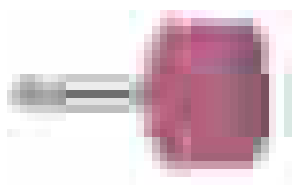


- 6mm abrasive wheel
- 2 units in a blister

|        |         |   |    |    |    |
|--------|---------|---|----|----|----|
|        |         |   |    |    |    |
| BP421M | 0134625 | 1 | 53 | 14 | 35 |

## BP422M

### ABRASIVE WHEEL




- 6 mm abrasive wheels
- 2 in a blister







|        |         |   |    |    |    |
|--------|---------|---|----|----|----|
|        |         |   |    |    |    |
| BP422M | 0134632 | 1 | 46 | 26 | 60 |

## BP423M

### ABRASIVE WHEEL



- 6 mm abrasive wheels
- 2 in a blister

|   |   |   |   |   |  |
|---|---|---|---|---|--|
|  | <br>731415 |  | <br>mm | <br>mm | <br>g |
| BP423M  | 0134649   | 1   | 53  | 25  | 60   |

## BP424M

### ABRASIVE WHEEL




- 6 mm abrasive wheels
- 2 in a blister







|   |   |   |   |   |  |
|---|---|---|---|---|--|
|  | <br>731415 |  | <br>mm | <br>mm | <br>g |
| BP424M  | 0134656   | 1   | 57  | 19  | 45   |

## BP430M

### ABRASIVE WHEEL




- 3 mm abrasive wheels
- 2 in a blister



|   |   |   |   |   |  |
|---|---|---|---|---|--|
|  | <br>731415 |  | <br>mm | <br>mm | <br>g |
| BP430M  | 0134663   | 1   | 55  | 12  | 15   |

## BP431M

### ABRASIVE WHEEL



- 3 mm abrasive wheels
- 2 in a blister

|   |   |   |   |   |  |
|---|---|---|---|---|--|
|  | <br>731415 |  | <br>mm | <br>mm | <br>g |
| BP431M  | 0134670   | 1   | 48  | 13  | 10   |

## BP432M

### ABRASIVE WHEEL



- 3 mm abrasive wheels
- 2 in a blister

|   |   |   |   |   |  |
|---|---|---|---|---|--|
|  | <br>731415 |  | <br>mm | <br>mm | <br>g |
| BP432M  | 0134687   | 1   | 44  | 15  | 15   |



# GRINDERS

## BP433M

### ABRASIVE WHEEL



- 3 mm abrasive wheels
- 2 in a blister

|        |                   |   |    |    |    |
|--------|-------------------|---|----|----|----|
|        |                   |   |    |    |    |
| BP433M | 731415<br>0134694 | 1 | 43 | 14 | 15 |

## BP434M

### ABRASIVE WHEEL



- 3 mm abrasive wheels
- 2 in a blister

|        |                   |   |    |    |    |
|--------|-------------------|---|----|----|----|
|        |                   |   |    |    |    |
| BP434M | 731415<br>0135837 | 1 | 42 | 13 | 15 |

## BP117

### LOW REVOLUTION GRINDER/TYRE BUFFER



- Tyre buffer
- Rubber grip
- Power regulator
- Safety trigger

|       |                   |   |       |            |      |    |     |      |    |      |     |     |   |
|-------|-------------------|---|-------|------------|------|----|-----|------|----|------|-----|-----|---|
|       |                   |   |       | <b>BAR</b> |      |    |     |      |    |      |     |     |   |
| BP117 | 731415<br>0184309 | 1 | 7/16" | 6.3        | 1/4" | 10 | 113 | 2500 | 80 | 1.68 | 373 | 246 | 1 |

## BP117EH

### LOW REVOLUTION GRINDER/TYRE BUFFER



- Tyre buffer exhaust hose
- To be used with BP117

|         |                   |   |           |   |
|---------|-------------------|---|-----------|---|
|         |                   |   |           |   |
| BP117EH | 731415<br>0184316 | 1 | 50x100x50 | 1 |



## BP110

### CUT OFF TOOL 3"



- Reversible cut off tool 3"/75 mm
- Rubber grip
- Power regulator
- Safety trigger
- Swivel connection

|       |            |   |    |            |          |        |        |                       |         |                        |        |        |
|-------|------------|---|----|------------|----------|--------|--------|-----------------------|---------|------------------------|--------|--------|
|       | <br>731415 |   |    | <b>BAR</b> | <br>inch | <br>mm | <br>mm | <br>min <sup>-1</sup> | <br>dBA | <br>m/sec <sup>2</sup> | <br>mm | <br>kg |
| BP110 | 0135011    | 1 | 75 | 6.3        | 1/4"     | 10     | 113    | 18,000                | 98      | < 2.5                  | 195    | 0.9    |

# RECIPROCATING SAWS



## BP824

### RECIPROCATING SAW



- Reciprocating saw
- Composite housing
- Safety trigger
- Swivel connection
- 3 car body saws included

|       |            |   |            |          |        |        |                       |         |                        |     |        |        |
|-------|------------|---|------------|----------|--------|--------|-----------------------|---------|------------------------|-----|--------|--------|
|       | <br>731415 |   | <b>BAR</b> | <br>inch | <br>mm | <br>mm | <br>min <sup>-1</sup> | <br>dBA | <br>m/sec <sup>2</sup> |     | <br>mm | <br>kg |
| BP824 | 0134489    | 1 | 6.3        | 1/4"     | 10     | 160    | 10,000                | 85      | 3.70                   | 260 | 0.51   | 0.905  |





# DRILLS

## BP825

### DRILLS 13 MM



- Reversible drill 13 mm
- Composite housing
- Rubber grip
- Fast forward/reverse lever
- Air exhaust in handle
- Quick chuck
- Support handle included

|       |         |   |            |      |    |     |     |    |       |     |      |      |
|-------|---------|---|------------|------|----|-----|-----|----|-------|-----|------|------|
|       |         |   | <b>BAR</b> |      |    |     |     |    |       |     |      |      |
| BP825 | 0134496 | 1 | 6.3        | 1/4" | 10 | 105 | 450 | 88 | <2.50 | 220 | 1.35 | 1.53 |

## BP926

### DRILLS 13 MM

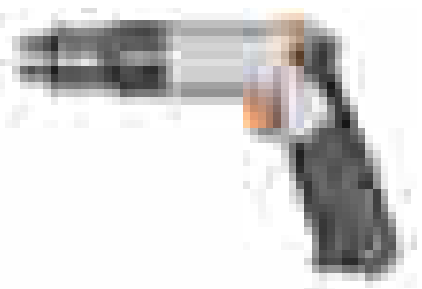


- Drill 13 mm
- Rubber grip
- Variable speed trigger
- Fast forward/reverse lever
- 0.0635 mm chuck runout
- Support handle included

|       |         |   |       |            |      |    |     |      |     |    |       |     |     |
|-------|---------|---|-------|------------|------|----|-----|------|-----|----|-------|-----|-----|
|       |         |   |       | <b>BAR</b> |      |    |     |      |     |    |       |     |     |
| BP926 | 0184248 | 1 | 13 mm | 6.2        | 1/4" | 10 | 108 | 0-34 | 450 | 80 | < 2.5 | 222 | 1.3 |

## BP925

### DRILLS 10 MM

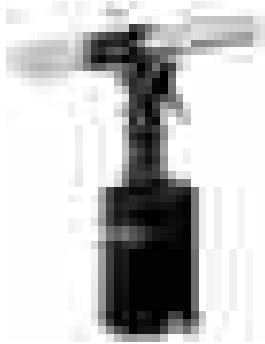


- Drill 10 mm
- Rubber grip
- Variable speed trigger
- Fast forward/reverse lever
- 0.0635 mm chuck runout

|       |         |   |       |            |      |    |     |     |      |    |       |     |   |
|-------|---------|---|-------|------------|------|----|-----|-----|------|----|-------|-----|---|
|       |         |   |       | <b>BAR</b> |      |    |     |     |      |    |       |     |   |
| BP925 | 0184231 | 1 | 10 mm | 6.2        | 1/4" | 10 | 108 | 0-6 | 2500 | 80 | < 2.5 | 178 | 1 |



## BP125



## RIVETERS

- Air riveter
- Composite handle
- Rubber grip

|       |            |   |         |            |          |        |        |        |        |
|-------|------------|---|---------|------------|----------|--------|--------|--------|--------|
|       | <br>731415 |   |         | <b>BAR</b> | <br>inch | <br>kg | <br>mm | <br>mm | <br>kg |
| BP125 | 0184323    | 1 | 3.2-6.4 | 6.3        | 1/4"     | 1330   | 19     | 290    | 2      |

# HAMMERS



## BP909



## HAMMERS

- Hammer
- Rubber grip
- Power regulator
- Air exhaust in handle
- Kevlar flutter disc
- Quick chuck

|       |            |   |        |            |          |        |        |        |             |         |                        |        |        |
|-------|------------|---|--------|------------|----------|--------|--------|--------|-------------|---------|------------------------|--------|--------|
|       | <br>731415 |   | <br>mm | <b>BAR</b> | <br>inch | <br>mm | <br>mm | <br>mm | <br>(min-1) | <br>dBA | <br>m/sec <sup>2</sup> | <br>mm | <br>kg |
| BP909 | 0184255    | 1 | 10.2   | 6.3        | 1/4"     | 10     | 76     | 1817   | 2500        | 94      | < 2.5                  | 230    | 2.1    |

## BP909K



## HAMMERS

- Hammer set
- Rubber grip
- Power regulator
- Air exhaust in handle
- Kevlar flutter disc
- Quick chuck
- Inlay fits into Bahco T-module system T12

|        |            |   |        |            |          |        |        |        |             |         |                        |        |        |
|--------|------------|---|--------|------------|----------|--------|--------|--------|-------------|---------|------------------------|--------|--------|
|        | <br>731415 |   | <br>mm | <b>BAR</b> | <br>inch | <br>mm | <br>mm | <br>mm | <br>(min-1) | <br>dBA | <br>m/sec <sup>2</sup> | <br>mm | <br>kg |
| BP909K | 0187898    | 1 | 10.2   | 6.3        | 1/4"     | 10     | 76     | 1817   | 2500        | 94      | < 2.5                  | 230    | 2.1    |



# HAMMER CHISELS

## BP909TF

### HAMMER CHISELS



- Rotating 10.2 mm flat chisel



|         |            |   |         |         |       |
|---------|------------|---|---------|---------|-------|
|         | <br>731151 |   | A<br>mm | B<br>mm | <br>g |
| BP909TF | 0187911    | 1 | 19      | 165     | 160   |

## BP909TWF

### HAMMER CHISELS



- Rotating 10.2 mm wide flat chisel



|          |            |   |         |         |       |
|----------|------------|---|---------|---------|-------|
|          | <br>731151 |   | A<br>mm | B<br>mm | <br>g |
| BP909TWF | 0187928    | 1 | 38      | 165     | 180   |

## BP909TTP

### HAMMER CHISELS



- Rotating 10.2 mm tapered punch chisel



|          |            |   |         |         |       |
|----------|------------|---|---------|---------|-------|
|          | <br>731151 |   | A<br>mm | B<br>mm | <br>g |
| BP909TTP | 0187935    | 1 | -       | 165     | 140   |

## BP909TE

### HAMMER CHISELS



- Rotating 10.2 mm edging chisel



|         |            |   |         |         |       |
|---------|------------|---|---------|---------|-------|
|         | <br>731151 |   | A<br>mm | B<br>mm | <br>g |
| BP909TE | 0187942    | 1 | -       | 139     | 140   |

## BP909TH

### HAMMER CHISELS



- Rotating 10.2 mm hammer chisel



|         |            |   |         |         |       |
|---------|------------|---|---------|---------|-------|
|         | <br>731151 |   | A<br>mm | B<br>mm | <br>g |
| BP909TH | 0187959    | 1 | 25      | 108     | 140   |



## BP909TSP

### HAMMER CHISELS



- Rotating 10.2 mm straight punch chisel

|          |            |   |         |         |       |
|----------|------------|---|---------|---------|-------|
|          | <br>731151 |   | A<br>mm | B<br>mm | <br>g |
| BP909TSP | 0187966    | 1 | 13      | 165     | 140   |

## BP909NF

### HAMMER CHISELS



- Non rotating 10.2 mm flat chisel

|         |            |   |         |         |       |
|---------|------------|---|---------|---------|-------|
|         | <br>731151 |   | A<br>mm | B<br>mm | <br>g |
| BP909NF | 0187973    | 1 | 19      | 190.5   | 230   |

## BP909NE

### HAMMER CHISELS



- Non rotating 10.2 mm edging chisel


|         |            |   |         |         |       |
|---------|------------|---|---------|---------|-------|
|         | <br>731151 |   | A<br>mm | B<br>mm | <br>g |
| BP909NE | 0187980    | 1 | -       | 178     | 180   |



## PNEUMATIC MARKERS

**BP799**

PNEUMATIC MARKER



- Pneumatic engraving pen
- For fast and secure marking
- Low vibration
- Low air consumption

|       |            |   |            |          |        |                       |         |                        |        |        |
|-------|------------|---|------------|----------|--------|-----------------------|---------|------------------------|--------|--------|
|       | <br>731415 |   | <b>BAR</b> | <br>inch | <br>mm | <br>min <sup>-1</sup> | <br>dBA | <br>m/sec <sup>2</sup> | <br>mm | <br>kg |
| BP799 | 0134502    | 1 | 6.3        | 1/4"     | 10     | 13,000                | 78      | < 2.0                  | 140    | 0.22   |

**BP79912**

CARBIDE TIP



- Pneumatic engraving pen consumable


|         |            |   |       |
|---------|------------|---|-------|
|         | <br>731415 |   | <br>g |
| BP79912 | 0134717    | 1 | 10    |



## CARTRIDGE APPLICATOR

**BP215**

CARTRIDGE APPLICATOR



- Cartridge applicator 310 ml

|       |            |   |            |          |        |        |        |
|-------|------------|---|------------|----------|--------|--------|--------|
|       | <br>731415 |   | <b>BAR</b> | <br>inch | <br>mm | <br>mm | <br>kg |
| BP215 | 0134519    | 1 | 2.5-5.2    | 1/4"     | 10     | 210    | 1      |



## SURFACE CLEANER

**BP127**

SURFACE CLEANER



- Surface cleaner
- 19 needles 3x180 mm
















|       |            |   |            |          |        |                       |         |                        |        |        |
|-------|------------|---|------------|----------|--------|-----------------------|---------|------------------------|--------|--------|
|       | <br>731415 |   | <b>BAR</b> | <br>inch | <br>mm | <br>min <sup>-1</sup> | <br>dBA | <br>m/sec <sup>2</sup> | <br>mm | <br>kg |
| BP127 | 0137565    | 1 | 6.3        | 1/4"     | 10     | n/a                   | 97      | 8.7                    | 375    | 2.6    |

**BP601**

**ORBITAL SANDER**



- 5 mm Palm orbital sander
- Composite housing
- Can be used with central vacuum systems
- Velcro® pad included
















|   |   |   |   |  |            |  |   |  |  |  |  |   |  |   |   |
|---|---|---|---|--|------------|--|---|--|--|--|--|---|--|---|---|
|  | <br>731415 |  | <br>mm | <br>velcro® | <b>BAR</b> | <br>inch | <br>mm | <br>l/min | <br>yes | <br>min-1 | <br>dBA | <br>m/sec <sup>2</sup> | <br>W | <br>mm | <br>kg |
| BP601   | 0134526   | 1   | 152   | X  | 6.3        | 1/4"   | 10  | 255  | yes  | 11,000   | 80   | < 2.5   | 224  | 195   | 0.8   |

**BP610**

**ORBITAL SANDER**



- 2.5 mm Palm orbital sander
- Composite housing
- Can be used with central vacuum systems
- Velcro® pad included

|   |   |   |   |  |            |  |   |  |  |  |  |   |  |   |   |
|---|---|---|---|--|------------|--|---|--|--|--|--|---|--|---|---|
|  | <br>731415 |  | <br>mm | <br>velcro® | <b>BAR</b> | <br>inch | <br>mm | <br>l/min | <br>yes | <br>min-1 | <br>dBA | <br>m/sec <sup>2</sup> | <br>W | <br>mm | <br>kg |
| BP610   | 0134595   | 1   | 152   | X  | 6.3        | 1/4"   | 10  | 255  | yes  | 11,000   | 80   | < 2.5   | 224  | 195   | 0.8   |

**BP51137**

**ORBITAL SANDER PAD**



- Orbital sander pad
- Velcro® pad included











|   |   |  |   |  |  |
|---|---|--|---|--|--|
|  | <br>731415 |  | <br>mm | <br>velcro® | <br>g |
| BP51137   | 0134724   | 1  | 152   | X  | 130  |

**BP212**

**BELT SANDERS**




- 10 mm Belt sander
- Quick belt release button

|   |   |   |            |  |   |  |  |   |   |   |
|---|---|---|------------|--|---|--|--|---|---|---|
|  | <br>731415 |  | <b>BAR</b> | <br>inch | <br>mm | <br>min-1 | <br>dBA | <br>m/sec <sup>2</sup> | <br>mm | <br>kg |
| BP212   | 0134601   | 1   | 6.3        | 1/4"   | 10  | 16,000   | 83   | < 2.5   | 260   | 0.8   |



## BP222

## BELT SANDERS



- 20 mm Belt sander
- Quick belt release button

|       |         |   |            |      |    |        |      |     |     |     |
|-------|---------|---|------------|------|----|--------|------|-----|-----|-----|
|       |         |   | <b>BAR</b> |      |    |        |      |     |     |     |
| BP222 | 0137572 | 1 | 6.3        | 1/4" | 10 | 16,000 | 85.5 | 3.2 | 360 | 1.1 |

## BPN22201/21201

## BELT SANDERS




- Pack of 25 sander belts

|          |         |   |    |     |
|----------|---------|---|----|-----|
|          |         |   |    |     |
|          | 731596  |   |    |     |
| BPN21201 | 0134731 | 1 | 10 | 75  |
| BPN22201 | 0138074 | 1 | 20 | 330 |

## BP204K

## PISTOL GRIP SANDERS



- Pistol grip sander set
- Includes:
  - 1 pc BP204
  - 25 pcs sanding discs 180 grit
  - 25 pcs sanding discs 220 grit
  - 10 pcs sanding discs 320 grit
  - 10 pcs sanding discs 800 grit

|        |         |   |    |   |            |      |    |     |   |       |    |      |     |         |
|--------|---------|---|----|---|------------|------|----|-----|---|-------|----|------|-----|---------|
|        |         |   |    |   | <b>BAR</b> |      |    |     |   |       |    |      |     |         |
|        | 731415  |   |    |   |            |      |    |     |   |       |    |      |     |         |
| BP204K | 0184293 | 1 | 77 | - | 6.3        | 1/4" | 10 | 170 | - | 15000 | 85 | 4.53 | 168 | 132 2.5 |

## BP204

## PISTOL GRIP SANDERS



- Pistol grip sander
- Rubber grip
- Top mounted speed change switch
- Air exhaust in handle
- Velcro® pad included

|       |         |   |    |   |            |      |    |    |   |       |    |       |     |         |
|-------|---------|---|----|---|------------|------|----|----|---|-------|----|-------|-----|---------|
|       |         |   |    |   | <b>BAR</b> |      |    |    |   |       |    |       |     |         |
|       | 731415  |   |    |   |            |      |    |    |   |       |    |       |     |         |
| BP204 | 0184286 | 1 | 77 | - | 6.3        | 1/4" | 10 | 70 | - | 15000 | 85 | 11.48 | 250 | 132 0.5 |



**BP204PAD**

**PISTOL GRIP SANDERS PAD**



- Sanding pad
- To be used with BP204

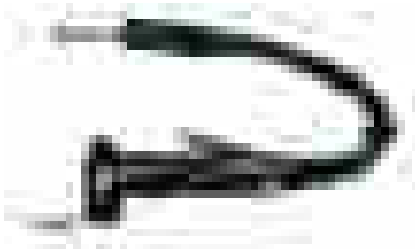
|          |                   |   |          |             |          |
|----------|-------------------|---|----------|-------------|----------|
|          |                   |   |          |             |          |
| BP204PAD | 731415<br>0185917 | 1 | 77<br>mm | -<br>velcro | 30<br>kg |

**WINDSCREEN REMOVER**



**BP233**

**WINDSCREEN REMOVER**



- Windscreen remover
- Pipe away exhaust
- Low vibration <2.2 m/s<sup>2</sup>
- Noise reducing hose

|       |                   |   |            |      |    |     |                   |             |                             |     |     |
|-------|-------------------|---|------------|------|----|-----|-------------------|-------------|-----------------------------|-----|-----|
|       |                   |   | <b>BAR</b> |      |    |     |                   |             |                             |     |     |
| BP233 | 731415<br>0134748 | 1 | 6.3        | 1/4" | 10 | 260 | 20,000<br>(min-1) | 80.5<br>dBA | < 2.2<br>m/sec <sup>2</sup> | 200 | 1.2 |

**BLADES & SCRAPERS**



**BPBU**

**U SHAPED BLADES**



- "U" Shaped blades
- 2 in a blister

|        |                   |   |    |    |
|--------|-------------------|---|----|----|
|        |                   |   |    |    |
| BPBU18 | 731415<br>0134755 | 1 | 18 | 50 |
| BPBU24 | 0134762           | 1 | 24 | 50 |
| BPBU36 | 0134779           | 1 | 36 | 55 |
| BPBU60 | 0134786           | 1 | 60 | 60 |
| BPBU90 | 0134793           | 1 | 90 | 90 |






# BLADES & SCRAPERS

## BPBSC

## SCRAPERS




- Scraper
- 2 units in a blister

|          |            |   |        |       |
|----------|------------|---|--------|-------|
|          | <br>731415 |   | <br>mm | <br>g |
| BPBSC156 | 0134816    | 1 | 15     | 70    |

## BPBG

## STRAIGHT BLADES




- Straight blades
- A: Flat shape
- B: Jagged shape

|           |            |   |        |         |         |       |
|-----------|------------|---|--------|---------|---------|-------|
|           | <br>731415 |   | <br>mm | A<br>mm | B<br>mm | <br>g |
| BPBG3515  | 0134823    | 1 | 15     | X       |         | 40    |
| BPBG3525A | 0134830    | 1 | 25     | X       |         | 30    |
| BPBG3525B | 0134847    | 1 | 25     |         | X       | 30    |

## BPBK

## COMA SHAPED BLADES



- Offset coma blades
- 2 in a blister

|        |            |   |        |       |
|--------|------------|---|--------|-------|
|        | <br>731415 |   | <br>mm | <br>g |
| BPBK30 | 0134854    | 1 | 30     | 55    |

## BPBG5725/9057

## STRAIGHT OFFSET BLADES




- Offset 13 mm blades
- 2 in a blister

|          |            |   |        |       |
|----------|------------|---|--------|-------|
|          | <br>731415 |   | <br>mm | <br>g |
| BPBG5725 | 0134861    | 1 | 57     | 65    |
| BPBG9057 | 0134878    | 1 | 90     | 85    |

**BPHVLP01**

**HVLP PAINT GUN**



- HVLP Paint spray gun
- Spare nozzle sets included: 1.0 mm, 1.2 mm, 1.4 mm, 1.7 mm and 2.0 mm






|   |   |   |            |   |   |  |   |   |
|---|---|---|------------|---|---|--|---|---|
|  | <br>731415 |  | <b>BAR</b> | <br>inch | <br>mm | <br>l/min | <br>mm | <br>kg |
| BPHVLP01  | 0138937   | 1   | 2-2.8      | 1/4"  | 10  | 250  | 185   | 0.7   |

**BPHVLP**

**NOZZLE SETS**



- Nozzle sets
- To be used with BPHVLP01

|  | <br>731415 |  | <br>mm | <br>kg |
|---|---|---|---|---|
| BPHVLP0110  | 0165865   | 1   | 1.0   | 0.1   |
| BPHVLP0112  | 0165872   | 1   | 1.2   | 0.1   |
| BPHVLP0114  | 0165889   | 1   | 1.4   | 0.1   |
| BPHVLP0117  | 0165896   | 1   | 1.7   | 0.1   |
| BPHVLP0120  | 0165902   | 1   | 2.0   | 0.1   |



## BP500

## MAGNETIC HOLDER



- Magnetic holder for impact wrenches
- Includes 2 powerful magnets and supports:
  - 1 impact wrench
  - 4 sockets
  - 1 torque wrench
  - Coated in special paint to avoid scratches and damage to the tools

|       |            |   |       |
|-------|------------|---|-------|
|       | <br>731415 |   |       |
| BP500 | 0137992    | 1 | 0.380 |

## BPN251

## LUBRICATOR



- In line lubricator 1/4"
- Lubricates the air to ensure correct operation and longer lifetime of the air tools

|        |            |   |      |       |
|--------|------------|---|------|-------|
|        | <br>731415 |   |      |       |
| BPN251 | 0137589    | 1 | 1/4" | 0.100 |

## BP254

## FILTER-REGULATOR



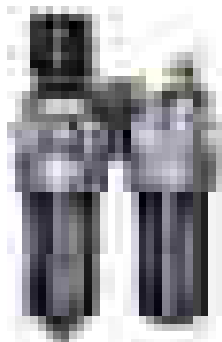
- Filter regulator unit 1/2"
- Bowl capacity: 200 cc
- T° range: -5°C -60°C
- Filters the air to avoid damage caused by dust
- Regulates desired pressure between 1 and 8.5 bar

|       |            |   |            |      |                |     |
|-------|------------|---|------------|------|----------------|-----|
|       | <br>731415 |   | <b>BAR</b> |      |                |     |
| BP254 | 0137633    | 1 | 1-8.5      | 1/2" | max 3800 L/min | 0.8 |



**BP255**

**FILTER/REGULATOR/LUBRICATOR**



- Filter regulator lubricator unit 1/2"
- Bowl capacity: 200 cc
- T° range: -5°C -60°C
- Filters the air to avoid damages caused by dust
- Regulates desired pressure between 1 and 8.5 bar
- Automatically lubricates the air to ensure correct operation and longer lifetime of the air tools

|       |            |   |            |          |           |        |
|-------|------------|---|------------|----------|-----------|--------|
|       | <br>731415 |   | <b>BAR</b> | <br>inch | <br>l/min | <br>kg |
| BP255 | 0137640    | 1 | 1-8.5      | 1/2"     | max 3,800 | 0.8    |

**BPHR1020/1315**

**HOSE REELS**



- Air hose reels
- 180° swivel bracket
- Detachable pin
- Polypropylene housing
- Durable corrosion and rough environment resistant polypropylene housing
- Latching system which automatically locks the hose at desired length for increased functionality and comfort

|          |            |   |            |           |        |        |        |
|----------|------------|---|------------|-----------|--------|--------|--------|
|          | <br>731415 |   | <b>BAR</b> | <br>inch  | <br>mm | <br>mm | <br>kg |
| BPHR1020 | 0138616    | 1 | 20         | 3/8"-3/8" | 20     | 10     | 9.7    |
| BPHR1315 | 0138593    | 1 | 12         | 1/2"-1/2" | 15     | 13     | 9.7    |

**BPHRS1315**

**HOSE REELS**



- Air hose reel
- 110° Swivel base
- Adjustable double guide arm
- Strengthened frame steel housing
- Corrosion resistant
- Ball bearing swivel
- Latching system which automatically locks the hose at desired length for increased comfort and functionality

|           |            |   |            |           |        |        |        |
|-----------|------------|---|------------|-----------|--------|--------|--------|
|           | <br>731415 |   | <b>BAR</b> | <br>inch  | <br>mm | <br>mm | <br>kg |
| BPHRS1315 | 0138609    | 1 | 20         | 1/2"-1/2" | 15     | 13     | 24     |



## BPH1010

### SPIRAL HOSES




- 10 mm air spiral hose
- Polyurethane hose with fixed threaded connector at both ends

|         |                   |    |          |         |                   |             |
|---------|-------------------|----|----------|---------|-------------------|-------------|
|         |                   |    |          |         |                   |             |
| BPH1010 | 731415<br>0138890 | 12 | 10<br>mm | 10<br>m | 1/4"-1/4"<br>inch | 0.855<br>kg |

## BPH1310

### SPIRAL HOSES



- 13 mm air spiral hose
- Polyurethane hose with fixed threaded connector at both ends

|         |                   |   |          |         |                   |            |
|---------|-------------------|---|----------|---------|-------------------|------------|
|         |                   |   |          |         |                   |            |
| BPH1310 | 731415<br>0138883 | 2 | 13<br>mm | 10<br>m | 1/2"-1/2"<br>inch | 1;66<br>kg |

## BPQCF14

### QUICK CONNECTORS



- Air connector 1/4" Female
- Fast and safe operation system
- Max pressure 14 bar
- Air flow 1600 L/min at 6 bar
- Plug diameter 6 mm
- Works with 4 standard male connector profiles
- Security lock enabling the operator to turn on and off the air flow, providing a safer and more simplified operation
- Steel construction with composite coating, making it extremely durable

|         |                   |   |              |         |
|---------|-------------------|---|--------------|---------|
|         |                   |   |              |         |
| BPQCF14 | 731415<br>0138920 | 1 | 1/4"<br>inch | 95<br>g |



**BP826**

**AIR GUN 1/4", 1800 RPM**



- Air driver 1800 RPM 1/4"
- External adjustable clutch

|       |         |   |      |            |      |    |     |      |      |    |       |     |     |
|-------|---------|---|------|------------|------|----|-----|------|------|----|-------|-----|-----|
|       |         |   |      | <b>BAR</b> |      |    |     |      |      |    |       |     |     |
| BP826 | 0137459 | 1 | 1/4" | 6.3        | 1/4" | 10 | 113 | 1-10 | 1800 | 83 | < 2.5 | 196 | 1.2 |

**BP827**

**AIR GUN 1/4", 800 RPM**



- Air driver 800 RPM 1/4"
- External adjustable clutch

|       |         |   |      |            |      |    |     |      |     |    |       |     |     |
|-------|---------|---|------|------------|------|----|-----|------|-----|----|-------|-----|-----|
|       |         |   |      | <b>BAR</b> |      |    |     |      |     |    |       |     |     |
| BP827 | 0137442 | 1 | 1/4" | 6.3        | 1/4" | 10 | 113 | 1-12 | 800 | 83 | < 2.5 | 214 | 1.4 |

**BLOW GUNS**



**BP218**

**OSHA BLOW GUN**



- Air blow gun
- Meets OSHA requirements
- Brass inlet

|       |         |   |            |      |     |         |     |      |
|-------|---------|---|------------|------|-----|---------|-----|------|
|       |         |   | <b>BAR</b> |      |     |         |     |      |
| BP218 | 0170272 | 1 | 6.3 bar    | 1/4" | 158 | >80 dBA | 210 | 0.15 |

# AUTOMOTIVE SPECIALITY TOOLS & EQUIPMENT

---

Bahco offers a comprehensive range of tools and equipment for the maintenance and repair of passenger cars and heavy vehicles.

In this section you will find a core product range as well as application specific tools and equipment including boosters, battery tools, hydraulic equipment and OEM engine tools.

# Chapter Index


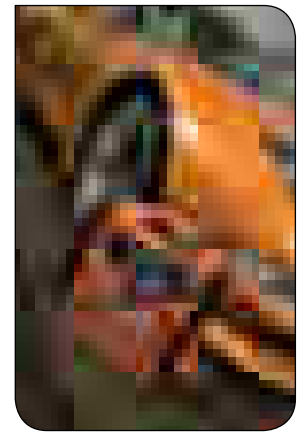
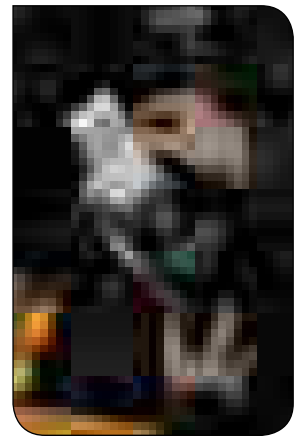
---

|                                   |         |
|-----------------------------------|---------|
| ENGINE TOOLS AND EQUIPMENT        | 662-682 |
| OIL SERVICE TOOLS AND EQUIPMENT   | 683-687 |
| BRAKE SYSTEM TOOLS AND EQUIPMENT  | 687-688 |
| TRANSMISSION AND WHEEL TOOLS      | 689-694 |
| SUSPENSION TOOLS AND EQUIPMENT    | 694-695 |
| AUTO ELECTRIC TOOLS AND EQUIPMENT | 696-703 |
| GARAGE EQUIPMENT                  | 703-706 |
| BODY SHOP TOOLS AND EQUIPMENT     | 707-708 |




# ICON INDEX

|  |                    |  |                                   |  |                          |
|--|--------------------|--|-----------------------------------|--|--------------------------|
|  | Manufacturer       |  | Outer Diameter                    |  | Cable Inner Section      |
|  | Bit Size mm        |  | Diameter                          |  | Cable Length             |
|  | Axle Capacity      |  | Inner Diameter                    |  | Cable Working T °C       |
|  | Length mm          |  | Weight g                          |  | Charger Amps             |
|  | Diameter mm        |  | Weight kg                         |  | Clamps Length            |
|  | Capacity Litres    |  | Air Inlet                         |  | Clamps Opening           |
|  | Package Dimensions |  | Maximum Torque in Reverse Mode Nm |  | Fuse Amps                |
|  | Drive mm           |  | Clamping spring                   |  | Reverser polarity Alarms |
|  | Drive inch         |  | Voltage                           |  | On/Off Poka Yoke Switch  |
|  | Socket Size mm     |  | Cranking Amps                     |  | Blade Length             |
|  | Tamper Torx        |  | Peak Amps                         |  | Handle dimensions        |
|  | Hexagonal male     |  | Output Amps                       |  | Total Length             |
|  | Star Diameter      |  | Charging Time                     |  |                          |
|  | Drive Out          |  | Battery Amps Hour                 |  |                          |




# BAHCO AUTOMOTIVE TOOLS



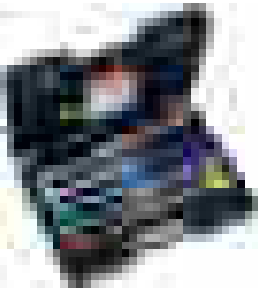
## ENGINE TOOLS

Essential tools for engine and plug repair including brand specific timing tool kits, spark and glow plug tools, piston ring tools and exhaust tools, special bits and sockets and other specific engine tools.



## BATTERY BOOSTERS

A full range of premium boosters designed for both passenger cars and heavy vehicles, with even the most challenged batteries.



## TRANSMISSION AND WHEEL TOOLS

Specific impact sockets for cars and heavy vehicles; torsion bars for the correct torque application; wheel wrenches and tools for tyre removal.



## BATTERY TESTERS

Testers with or without printer, applicable for 6V and 12V batteries.




## OIL SERVICE TOOLS

Oil drainers, oil pans and tanks as well as a variety of cups and wrenches for removal of oil filters.



## ELECTRIC TESTERS

A comprehensive range of testers for passenger cars and heavy vehicles with a wide variety of different plugs, a memory saver, a peak protector as well as testers of the lambda sensor and remote key controls.



## BRAKE SYSTEM TOOLS

Including pneumatic brake caliper tool and a set for change of brake pads, as well as equipment for testing and bleeding the brake liquid.



## BODY REPAIR TOOLS

Tools for body repair, including windscreen work and removal of car body objects.



## GARAGE EQUIPMENT

Including a headlight tester, a pneumatic vacuum cleaner and other essential items.



## SUSPENSION TOOLS

Includes spring compressors and accessories, as well as a universal McPherson shock absorber set.

# BAHCO BOOSTERS

## 2-COMPONENT HANDLE

Allows easy and comfortable handling

## ULTRA RESISTANT HOUSING

The one-piece, 5 mm thick roto moulded PE housing ensures durability and withstands the toughest environments and most chemicals used in the garage

## ELECTRONIC FUSE CHECK SYSTEM

Easy control for the internal fuse via push button and LED indicator system. Simple, visual and fast. No need for external testing devices



## REINFORCED CONNECTION


Reinforcement between clamp and cable prevents copper shearing

## AGM HIGH PERFORMANCE BATTERIES

Absorption Glass Mat (AGM) batteries ideal for jump starts with high-delivery rates of amperage and quick recovery capacity. Completely sealed, leakage and maintenance-free design for carefree storage and handling

## LONG AND THICK GAUGE CABLES

Double insulated welding cables prevent injuries, guarantee long tool life and flexibility under the most extreme conditions. Extra long and thick cables ensure flexible usage, great accessibility and efficient conductivity



**ELECTRONIC CHARGE**

All Bahco Boosters are provided with an intelligent electronic charger. It is recommended that the boosters are left on charge when not in use.

**POKA-YOKE ON/OFF SYSTEM**

The dual function ON/OFF feature ensures high safety and elimination of uncontrolled current. No current in the clamps when set in OFF mode and no possibility to charge in ON mode (not applicable for model BB1224-1200)

**ILLUMINATED VOLTMETER**

Multi function voltmeter allows testing vehicle's alternator, or indicates booster's battery status and charging process



**DUAL FUNCTION POLARITY – INVERSION WARNING SYSTEM**

Both visual and audio polarity reverse alarm, to warn the operator if the clamps are connected in reverse

**VOLTAGE OUTLET**

12 V outlet with 16 A internal quick fuse to run smaller devices. 24 V outlet with 16 A internal quick fuse to run smaller devices in the BB24-1200 unit



**1.000 A CLAMPS**

Large professional clamps with wide opening, full insulation, efficient conductivity due to the bronze embraced jaws and angled, smooth design for great accessibility. Fully-insulated solid copper bridge between the jaws prevents copper shearing and ensures high conductivity



## BE1P

### SPARK AND GLOW PLUG TOOLS




- Spark plug pliers
- To pull out spark plug caps without damaging the cables

|      |            |   |        |           |       |
|------|------------|---|--------|-----------|-------|
|      | <br>731415 |   | <br>mm | <br>mm    | <br>g |
| BE1P | 0170067    | 1 | 290    | 30x310x56 | 310   |

## 7406ZZ

### SPARK AND GLOW PLUG TOOLS



- Spark plug socket, 3/8" square drive
- Hex profile, metric/inch sizes
- Internal magnetic collar retaining system
- Not suitable for machine operation
- High polished finish
- Knurled

|           |            |   |        |       |         |          |          |       |
|-----------|------------|---|--------|-------|---------|----------|----------|-------|
|           | <br>731415 |   | <br>mm | <br>" | L<br>mm | D1<br>mm | D2<br>mm | <br>g |
| 7406ZZ-16 | 3011992    | 1 | 16     | 5/8   | 65      | 19       | 21       | 95    |
| 7406ZZ-21 | 3012005    | 1 | 21     | 13/16 | 65      | 28       | 21       | 105   |

## 7805ZZ

### SPARK AND GLOW PLUG TOOLS




- Spark plug socket, 1/2" square drive
- Hex profile, metric sizes
- Internal rubber collar retaining system
- Hole for manipulating with a bar
- Not suitable for machine operation
- High polished finish
- Knurled

|           |            |   |        |       |         |          |          |       |
|-----------|------------|---|--------|-------|---------|----------|----------|-------|
|           | <br>731415 |   | <br>mm | <br>" | L<br>mm | D1<br>mm | D2<br>mm | <br>g |
| 7805ZZ-16 | 1822767    | 1 | 16     | 5/8   | 69      | 21.8     | 21.8     | 100   |
| 7805ZZ-21 | 1347338    | 1 | 21     | 13/16 | 73      | 28.3     | 24.3     | 173   |




## SBS71

### SPARK AND GLOW PLUG TOOLS



- Spark plug socket, 3/8" square drive
- Hex profile, metric sizes
- Internal rubber collar retaining system
- Not suitable for machine operation
- Matt finish



|          | <br>731415 |   | <br>mm | <br>" | L<br>mm | D1<br>mm | D2<br>mm | <br>g |
|----------|------------|---|--------|-------|---------|----------|----------|-------|
| SBS71-16 | 0127245    | 1 | 16     | 5/8   | 62      | 21.8     | 19.2     | 90    |
| SBS71-21 | 0127252    | 1 | 21     | 13/16 | 65      | 28       | 21.8     | 130   |

## BE1SP14L

### SPARK AND GLOW PLUG TOOLS



- Spark plug socket bi-hex 14 mm - 3/8"
- L: 250 mm
- Rubber retaining system



|          | <br>731415 |   | <br>3/8" | <br>mm | <br>" | L<br>mm | D1<br>mm | D2<br>mm | <br>g |
|----------|------------|---|----------|--------|-------|---------|----------|----------|-------|
| BE1SP14L | 0170074    | 1 | 3/8"     | 14     | 9/16  | 250     | 18       | 18       | 430   |

## BE1T14/BE1T16/BE1T21

### SPARK AND GLOW PLUG TOOLS



- Cardan spark plug wrenches
- Long reach T-handle
- Rubber retaining system

|        | <br>731415 |   | <br>mm | <br>mm | <br>mm | <br>kg |
|--------|------------|---|--------|--------|--------|--------|
| BE1T14 | 0167630    | 1 | 6      | 14     | 65/300 | 0.5    |
| BE1T16 | 0167647    | 1 | 6      | 16     | 63/450 | 0.56   |
| BE1T21 | 0167654    | 1 | 6      | 21     | 64/450 | 0.65   |




## BE1GP5

### SPARK AND GLOW PLUG TOOLS



- Universal glow plug bi-hex socket set
- 1/4" drive
- Retaining ring system
- Cardan system allows access to difficult-to-reach places and ensures flexibility
- Dimensions:
  - L1 is 52 mm for all 5 sockets
  - L is 70 mm for all 5 sockets
- Ideal to be used with BE1GP5-T T-handle



|        |            |   |       |                  |                            |                   |                    |                      |                |
|--------|------------|---|-------|------------------|----------------------------|-------------------|--------------------|----------------------|----------------|
|        | <br>731415 |   | <br>1 | <br>1/4"         | <br>8, 9, 10, 12, 14<br>mm | <br>L<br>mm<br>70 | <br>L1<br>mm<br>52 | <br>40x240x110<br>mm | <br>kg<br>0.46 |
| BE1GP5 | 0170043    | 1 | 1/4"  | 8, 9, 10, 12, 14 | 70                         | 52                | 40x240x110         | 0.46                 |                |

## BE1GP5-T

### SPARK AND GLOW PLUG TOOLS




- 1/4" extra long T-handle
- Ideal to be used with BE1GP5 glow plug socket set

|          |            |    |       |          |               |                      |              |
|----------|------------|----|-------|----------|---------------|----------------------|--------------|
|          | <br>731415 |    | <br>1 | <br>1/4" | <br>400<br>mm | <br>10x500x170<br>mm | <br>g<br>400 |
| BE1GP5-T | 0170050    | 10 | 1/4"  | 400      | 10x500x170    | 400                  |              |

## BE100

### SPARK AND GLOW PLUG TOOLS





- Glow plug tester
- An easy and quick way to check glow plugs are functioning correctly
- Protected against polarity inversion

|       |            |   |                     |                |
|-------|------------|---|---------------------|----------------|
|       | <br>731415 |   | <br>60x155x68<br>mm | <br>kg<br>0.37 |
| BE100 | 0177912    | 1 | 60x155x68           | 0.37           |



## 7807

### SPARK AND GLOW PLUG TOOLS



- Special socket for diesel injection, 27 mm - 1/2"
- Not suitable for machine operation
- High performance alloy steel
- High polished finish
- ISO 1174
- DIN 3120

|      |            |   |        |         |          |          |       |
|------|------------|---|--------|---------|----------|----------|-------|
|      | <br>731415 |   | <br>mm | L<br>mm | D1<br>mm | D2<br>mm | <br>g |
| 7807 | 3012029    | 1 | 27     | 83      | 29       | 29       | 145   |

## 7806

### SPARK AND GLOW PLUG TOOLS



- Special socket for Lambda sensor service, 22 mm - 1/2"
- Not suitable for machine operation
- High performance alloy steel
- High polished finish
- ISO 1174
- DIN 3120

|      |            |   |        |         |          |          |       |
|------|------------|---|--------|---------|----------|----------|-------|
|      | <br>731415 |   | <br>mm | L<br>mm | D1<br>mm | D2<br>mm | <br>g |
| 7806 | 3012012    | 1 | 22     | 87      | 36       | 36       | 265   |

## BE74-55100/BE74-80120

### PISTON AND PISTON RING TOOLS



- Piston ring tongs
- Enables piston rings to be removed or installed quickly and easily without a risk of breaking or damaging them


|            |            |   |        |            |       |
|------------|------------|---|--------|------------|-------|
|            | <br>731415 |   | <br>mm | <br>mm     | <br>g |
| BE74-55100 | 0169733    | 1 | 55-100 | 85x220x125 | 320   |
| BE74-80120 | 0169740    | 1 | 80-120 | 20x220x145 | 290   |





## BE74-57125/BE74-90175

## PISTON AND PISTON RING TOOLS




- Piston ring tighteners
- Enables piston rings to be removed or installed quickly and easily without a risk of breaking or damaging them
- Facility to lock the piston ring in desired position

|             | <br>731415 |   | <br>mm | <br>mm | <br>mm     | <br>g |
|-------------|------------|---|--------|--------|------------|-------|
| BE74-57125  | 0169511    | 1 | 80     | 57-125 | 70x110x75  | 0.28  |
| BE74-90175  | 0169528    | 1 | 165    | 90-175 | 80x205x110 | 0.58  |
| BE74-57125L | 0169535    | 1 | 80     | 57-125 | 75x110x75  | 0.33  |

## BUC50

## EXHAUST SYSTEM TOOLS




- Universal exhaust clamp pliers
- Max opening 65 mm

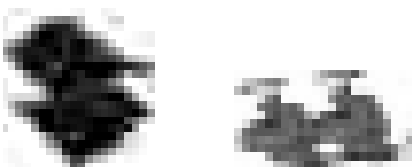
|       | <br>731415 |   | <br>mm | <br>mm | <br>mm    | <br>kg |
|-------|------------|---|--------|--------|-----------|--------|
| BUC50 | 0182329    | 1 | 65     | 300    | 25x310x70 | 0.41   |

## BUC100

## EXHAUST SYSTEM TOOLS



- Universal exhaust puller
- Allows easy disassembly of the exhaust systems without cutting
- Two adaptors included to enable tightening of small diameters
- Carbon steel jaws




|        | <br>731415 |   | <br>mm | <br>mm     | <br>kg |
|--------|------------|---|--------|------------|--------|
| BUC100 | 0169962    | 1 | 34-54  | 95x325x240 | 4.65   |



## BE523110B

### ENGINE SETTING TOOLS (TIMING)

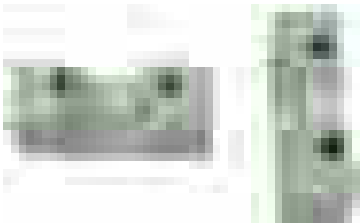


- Camshaft locking tool for Alfa Romeo
- 1.8/2.0 Twin Spark, GTV 1.8/2.0 Twin Spark, GTV 2.0 16v (1996-...)
- Alfa Romeo: 145, 146, 155, 156, Spider
- OEM Reference No 1 825 041 000

|           |            |   |           |        |
|-----------|------------|---|-----------|--------|
|           | <br>731415 |   | <br>mm    | <br>kg |
| BE523110B | 0178377    | 1 | 179x50x50 | 0.276  |

## BE523110C

### ENGINE SETTING TOOLS (TIMING)



- Camshaft locking tool for Alfa Romeo
- 1.4/1.6 Twin Spark (1996-...)
- Alfa Romeo: 145, 146, 155, 156
- OEM Reference No 1 825 042 000

|           |            |   |           |        |
|-----------|------------|---|-----------|--------|
|           | <br>731415 |   | <br>mm    | <br>kg |
| BE523110C | 0178384    | 1 | 179x50x50 | 0.276  |

## BE523076

### ENGINE SETTING TOOLS (TIMING)




- Timing tool for Bosch VE type fuel pumps
- Also suitable for compatible pumps manufactured by Kikki and Nippon Denso
- Dial Test Indicator 41 x 8 mm
- Threaded sizes M8, M10, M12

|          |            |   |            |        |
|----------|------------|---|------------|--------|
|          | <br>731415 |   | <br>mm     | <br>kg |
| BE523076 | 0178407    | 1 | 185x137x48 | 0.800  |

## BE52306100

### ENGINE SETTING TOOLS (TIMING)




- Engine timing tool set Citroen, Peugeot (PSA Group)
- This comprehensive set of tools enables the correct engine timing to be set when replacing the timing belt
- Suitable for use on the most recent engines with either HPi (Petrol) or HDi (Diesel) engines
- Full application list and OEM codes are included

|            |            |   |            |        |
|------------|------------|---|------------|--------|
|            | <br>731415 |   | <br>mm     | <br>kg |
| BE52306100 | 0178001    | 1 | 185x410x48 | 2.366  |



## BE52306170

### ENGINE SETTING TOOLS (TIMING)

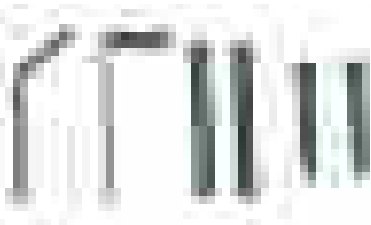


- Petrol timing tool set Citroen, Peugeot (PSA Group)- EW engines (1998- 2007)
- 1.8 16v, 2.0 16v, 2.0HPI, 2.2 16v
- Citroën: Xsara, Picasso, C5, C4, Evasion, Synergie, C8, Jumpy, Dispatch
- Peugeot: 206, 307, 406 Coupe, 607, 806, 807, Expert

|            |            |   |            |        |
|------------|------------|---|------------|--------|
|            | <br>731415 |   | <br>mm     | <br>kg |
| BE52306170 | 0178032    | 1 | 185x275x48 | 1.258  |

## BE523055

### ENGINE SETTING TOOLS (TIMING)



- Petrol engines timing kit for Citroen, Peugeot (PSA Group)
- Crankshaft & camshaft pins and tensioning tools
- Suitable for 1.0, 1.1, 1.4, 1.6 and 1.9 engines (1982- 1997)

|          |            |   |            |        |
|----------|------------|---|------------|--------|
|          | <br>731415 |   | <br>mm     | <br>kg |
| BE523055 | 0178018    | 1 | 50x105x105 | 0.235  |

## BE52311102

### ENGINE SETTING TOOLS (TIMING)




- Flywheel locking tool for Citroen, Peugeot (PSA Group) and Fiat Group
- 2.5 and 2.8 diesel engines
- OEM Ref 01534A | 6012T | 9765.54

|            |            |   |          |        |
|------------|------------|---|----------|--------|
|            | <br>731415 |   | <br>mm   | <br>kg |
| BE52311102 | 0178117    | 1 | 93x50x50 | 0.135  |

## BE523171

### ENGINE SETTING TOOLS (TIMING)




- Petrol engine timing tool set Fiat Group 1.2 16v
- Fiat: Bravo, Brava, Punto, Grande Punto, Marea, Marea Weekend, Palio, Stilo, 500 (1993- 2007)
- Lancia: Ypsilon (1996- 2003)

|          |            |   |            |        |
|----------|------------|---|------------|--------|
|          | <br>731415 |   | <br>mm     | <br>kg |
| BE523171 | 0178346    | 1 | 185x275x48 | 0.989  |



## BE523158

### ENGINE SETTING TOOLS (TIMING)




- Diesel timing tool set for Citroën, Peugeot (PSA Group) and Fiat Group (using PSA Group origin engines)
- 1.9D/TD, 2.1TD, 2.1D Turbo, 2.2D, 2.2TD and 2.4D Turbo
- Includes cranked setting bar, flywheel locking tool, crankshaft timing tool and timing pump locking pin

|          |            |   |            |        |
|----------|------------|---|------------|--------|
|          | <br>731415 |   | <br>mm     | <br>kg |
| BE523158 | 0178353    | 1 | 205x163x50 | 1.248  |

## BE523156

### ENGINE SETTING TOOLS (TIMING)



- Petrol engine timing tool set for Fiat Group 1.6 16V
- Brava, Bravo, Coupe, Marea, Marea Weekend, Tipo, Stilo

|          |            |   |            |        |
|----------|------------|---|------------|--------|
|          | <br>731415 |   | <br>mm     | <br>kg |
| BE523156 | 0178360    | 1 | 205x163x50 | 1.869  |

## BE523160

### ENGINE SETTING TOOLS (TIMING)




- Petrol and diesel timing tool set Ford
- Covers most engines in the Ford range pre 2007 including Zetec engines

|          |            |   |            |        |
|----------|------------|---|------------|--------|
|          | <br>731415 |   | <br>mm     | <br>kg |
| BE523160 | 0178254    | 1 | 185x275x48 | 1.483  |

## BE523175

### ENGINE SETTING TOOLS (TIMING)




- Diesel timing tool set Ford and PSA Group
- Ford Duratorq 1.4, 1.6, 2.0, 2.2 and 2.4 TDCI Fiesta, Fusion, Mondeo, Transit
- PSA 1.4 1.6 HDI C3, 206, 307

|          |            |   |            |        |
|----------|------------|---|------------|--------|
|          | <br>731415 |   | <br>mm     | <br>kg |
| BE523175 | 0178292    | 1 | 185x275x48 | 0.956  |



## BE523360

### ENGINE SETTING TOOLS (TIMING)



- Engine timing tool set for Ford
- Use on 1.6 Ri VCT
- Focus and C Max (03-) Fiesta Fusion 1.4 1.6 TDCi
- Mondeo, S Max, Transit Connect and Tourneo Connect 1.8 Tddi/TDCi and 2.0 TDCi

|          |            |   |            |        |
|----------|------------|---|------------|--------|
|          | <br>731415 |   | <br>mm     | <br>kg |
| BE523360 | 0178278    | 1 | 185x410x48 | 4.36   |

## BE52305450

### ENGINE SETTING TOOLS (TIMING)



- Petrol timing tool set Ford Zetec 1.25, 1.4, 1.6, 1.7, 1.8, 2.0 16v (1991- 2007)
- Ford: Escort, Orion, Fiesta, Puma, Fusion, Focus, C Max, Mondeo
- Mazda: 121
- Volvo: 1.8 & 2.0

|            |            |   |           |        |
|------------|------------|---|-----------|--------|
|            | <br>731415 |   | <br>mm    | <br>kg |
| BE52305450 | 0178322    | 1 | 179x50x50 | 0.291  |

## BE52306900

### ENGINE SETTING TOOLS (TIMING)




- Petrol and diesel engine timing tool set Renault
- Also suitable for Laguna 2.2D TD, Safrane 2.2TD, Espace 2.2 TD, Trafic 2.5D, Master 2.5D TD
- Originally specified for engines designed before 2003 but some components are used on engines up to 2010

|            |            |   |            |        |
|------------|------------|---|------------|--------|
|            | <br>731415 |   | <br>mm     | <br>kg |
| BE52306900 | 0178148    | 1 | 370x410x48 | 4.01   |

## BE52306950

### ENGINE SETTING TOOLS (TIMING)




- Petrol engine timing tool set for Renault, Nissan Twin CAM 16V
- Suitable for 1.4, 1.6, 1.8 and 2.0 engines (1998- 2003)

|            |            |   |            |        |
|------------|------------|---|------------|--------|
|            | <br>731415 |   | <br>mm     | <br>kg |
| BE52306950 | 0178124    | 1 | 205x163x50 | 1.772  |



## BE52317301

### ENGINE SETTING TOOLS (TIMING)




- Engine timing tool set for Renault DCI
- Applications CD included

|            |            |   |               |        |
|------------|------------|---|---------------|--------|
|            | <br>731415 |   | <br>mm        | <br>kg |
| BE52317301 | 0178131    | 1 | 185x410x48 mm | 2.229  |

## BE52306929

### ENGINE SETTING TOOLS (TIMING)



- Diesel timing pins Renault, Nissan 1.5 1.9 DCI
- Renault 1.5 and 1.9 DCi engines fitted to Laguna, Kangoo and Clio (2002- 2010)
- Nissan Almera, Kubistar, Micra 1.5 Dci engines (2002- 2010)

|            |            |   |          |        |
|------------|------------|---|----------|--------|
|            | <br>731415 |   | <br>mm   | <br>kg |
| BE52306929 | 0178315    | 1 | 93x50x50 | 0.222  |

## BE523047

### ENGINE SETTING TOOLS (TIMING)




- Engine timing tool set for Opel, Vauxhall, Saab V6
- V6 belt driven engine on 2.5, 2.6, 3.0

|          |            |   |            |        |
|----------|------------|---|------------|--------|
|          | <br>731415 |   | <br>mm     | <br>kg |
| BE523047 | 0177950    | 1 | 460X140X52 | 2.4    |

## BE523166

### ENGINE SETTING TOOLS (TIMING)



- Petrol engine timing tool set for Opel, Vauxhall
- Suitable for 1.0, 1.2 and 1.4 (1997- 2010)
- Agila, Astra G/H, Combo-C, Corsa-B,C,D, Meriva-A, Tigra-B

|          |            |   |            |        |
|----------|------------|---|------------|--------|
|          | <br>731415 |   | <br>mm     | <br>kg |
| BE523166 | 0178308    | 1 | 185x137x48 | 0.912  |



## BE523167

### ENGINE SETTING TOOLS (TIMING)



- Diesel engine timing tool set for Opel, Vauxhall, Saab
- Ecotec 2.0DTI D and 2.2DTI D (1998-2005)
- Opel/Vauxhall: Astra-G, Vectra-B/C, Sintra, Zafira A, Frontera-B, Omega-B models
- Saab: 9-3, 9-5 with 2.2D Turbo

|          |            |   |            |        |
|----------|------------|---|------------|--------|
|          | <br>731415 |   | <br>mm     | <br>kg |
| BE523167 | 0177998    | 1 | 185x275x48 | 1.355  |

## BE523174

### ENGINE SETTING TOOLS (TIMING)



- Engine timing tool set Opel, Vauxhall, Saab
- Opel, Vauxhall: 1.3 1.9 CDTi Corsa, Astra, Combo, Meriva, Signum, Tigra, Vectra, Zafira
- Saab: 1.9 Tdi fitted to Saab 9-3 (2004- 2009) and 9-5 (2003- 2010)

|          |            |   |            |        |
|----------|------------|---|------------|--------|
|          | <br>731415 |   | <br>mm     | <br>kg |
| BE523174 | 0178261    | 1 | 185x275x48 | 2.1    |

## BE52305801

### ENGINE SETTING TOOLS (TIMING)



- Twin camshaft locking tool for Opel/Vauxhall/Saab (1998- 2010)
- Opel/Vauxhall 1.4/1.6/1.8 16v Ecotec engines
- Saab 9-3 1.8 petrol engines: Z18XE (2003- 2010)
- OEM Ref: KM 852

|            |            |   |          |        |
|------------|------------|---|----------|--------|
|            | <br>731415 |   | <br>mm   | <br>kg |
| BE52305801 | 0177967    | 1 | 93x50x50 | 0.186  |

## BE52305802

### ENGINE SETTING TOOLS (TIMING)



- Twin camshaft sprocket tool for Opel, Vauxhall
- 2.0, 2.2 16v Eco-Tec engine
- OEM Ref: KM 853

|            |            |   |          |        |
|------------|------------|---|----------|--------|
|            | <br>731415 |   | <br>mm   | <br>kg |
| BE52305802 | 0178285    | 1 | 93x50x50 | 0.143  |



## BE523161

### ENGINE SETTING TOOLS (TIMING)




- Universal timing tool set for Audi-Volkswagen Group
- Essential tools for VAG petrol and diesel engines fitted to Ford Galaxy etc from 1996 - 2004
- The kit also includes tools suitable for older models with 1.9 diesel engine

|          |            |   |            |        |
|----------|------------|---|------------|--------|
|          | <br>731415 |   | <br>mm     | <br>kg |
| BE523161 | 0178193    | 1 | 179x275x48 | 0.451  |

## BE52316190

### ENGINE SETTING TOOLS (TIMING)




- Petrol timing tool set Audi-Volkswagen Group 2.0 FSI TFSI (2003-...)
- Audi: A3, A4, A6, S3, TT 2.0 (2003- 2010)
- Volkswagen: Passat, Touran

|            |            |   |            |        |
|------------|------------|---|------------|--------|
|            | <br>731415 |   | <br>mm     | <br>kg |
| BE52316190 | 0178179    | 1 | 185x275x48 | 1.351  |

## BE523176

### ENGINE SETTING TOOLS (TIMING)



- Petrol timing tool set Audi-Volkswagen Group 1.2- 3 Cyl. 6v & 12v (2002-...)
- Seat: Ibiza, Cordoba (2002- 2009)
- Skoda: Fabia, Roomster (2002- 2010)
- Volkswagen: Lupo, Polo (2002-...)

|          |            |   |            |        |
|----------|------------|---|------------|--------|
|          | <br>731415 |   | <br>mm     | <br>kg |
| BE523176 | 0178155    | 1 | 185x137x48 | 1.01   |

## BE52316230

### ENGINE SETTING TOOLS (TIMING)



- Petrol timing tool set Audi-Volkswagen 1.4TSI & 1.6FSI
- Audi A3
- Skoda: Fabia II, Octavia II & Roomster
- Volkswagen: Polo, Golf, Golf Estate, Golf Plus, Jetta, Passat, Eos, Tiguan & Touran

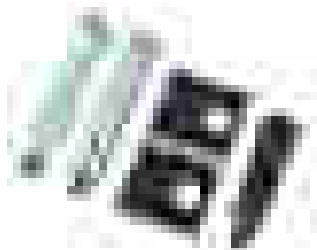
|            |            |   |            |        |
|------------|------------|---|------------|--------|
|            | <br>731415 |   | <br>mm     | <br>kg |
| BE52316230 | 0178186    | 1 | 185x275x48 | 2.229  |





## BE52305650

### ENGINE SETTING TOOLS (TIMING)



- Timing tool kit Audi/Volkswagen Group
- Specifically for the 2.5 V6 TDI (98-08) engines and Audi A4, S4 Turbo, A6, S6 V8, A8, Allroad and Volkswagen Passat and Sharan Tdi

|            |            |   |                     |        |
|------------|------------|---|---------------------|--------|
|            | <br>731415 |   | <br>179x50x50<br>mm | <br>kg |
| BE52305650 | 0178216    | 1 | 179x50x50           | 0.056  |

## BE52316150

### ENGINE SETTING TOOLS (TIMING)




- Diesel timing tool set Audi-Volkswagen Group 2.0TDI PO DOCH (2002- 2009)
- Audi: A3, A4, A5, A6
- Skoda: Octavia II
- Volkswagen: Golf, Golf Plus, Jetta and Touran
- Ford: Galaxy Tdi PD

|            |            |   |                      |        |
|------------|------------|---|----------------------|--------|
|            | <br>731415 |   | <br>179x275x48<br>mm | <br>kg |
| BE52316150 | 0178209    | 1 | 179x275x48           | 0.451  |

## BE523161B

### ENGINE SETTING TOOLS (TIMING)



- Camshaft setting bracket for Audi-Volkswagen Group
- Suitable for 1.9TDI engines
- OEM Ref: 2065A

|           |            |   |                     |        |
|-----------|------------|---|---------------------|--------|
|           | <br>731415 |   | <br>179x50x50<br>mm | <br>kg |
| BE523161B | 0178230    | 1 | 179x50x50           | 0.309  |

## BE52306120

### ENGINE SETTING TOOLS (TIMING)



- Diesel timing kit for Audi, Volkswagen Group 1991- 2004
- Also used in some Volvo and Ford engines
- Suitable for 1.7Sdi, 1.7/1.9SDI, 1.9D, 1.9TD, 1.9TDI, 2.4D, 2.5TDI
- Set includes setting spigot OEM 2064
- Setting bracket OEM 2065A

|            |            |   |                    |        |
|------------|------------|---|--------------------|--------|
|            | <br>731415 |   | <br>93x50x50<br>mm | <br>kg |
| BE52306120 | 0178223    | 1 | 93x50x50           | 0.251  |



## BE52316197



### ENGINE SETTING TOOLS (TIMING)

- Petrol and diesel engines tensioner pins Audi-Volkswagen Group and Ford
- 1.4, 1.9, 2.5 Tdi PD/TFSi
- Cam belt and serpentine (auxiliary) belt tension holder in VAG engines

|            |            |   |          |        |
|------------|------------|---|----------|--------|
|            | <br>731415 |   | <br>mm   | <br>kg |
| BE52316197 | 0178247    | 1 | 93x50x50 | 0.039  |

## BE52306912



### ENGINE SETTING TOOLS (TIMING)

- Tensioner locking tool for Volkswagen-Audi Group
- OEM Ref: T10008

|            |            |   |          |        |
|------------|------------|---|----------|--------|
|            | <br>731415 |   | <br>mm   | <br>kg |
| BE52306912 | 0178339    | 1 | 93x50x50 | 0.024  |

## BE52304405




### ENGINE SETTING TOOLS (TIMING)

- Multi positional pulley tensioner Audi, Volkswagen Group
- Five adjustable positions for when access is difficult
- OEM Ref: T10020/Matra V159

|            |            |   |           |        |
|------------|------------|---|-----------|--------|
|            | <br>731415 |   | <br>mm    | <br>kg |
| BE52304405 | 0178162    | 1 | 179x50x50 | 0.227  |

## BE52306920



### ENGINE SETTING TOOLS (TIMING)

- Petrol timing tool set Volvo 1.6 16v, 1.6 1.8 2.0 Turbo (1996-2008)
- C30, S30, S40, V40, S70, C70, S80

|            |            |   |            |        |
|------------|------------|---|------------|--------|
|            | <br>731415 |   | <br>mm     | <br>kg |
| BE52306920 | 0177981    | 1 | 185x275x48 | 2.1    |



## BE523106

### ENGINE SETTING TOOLS (TIMING)



- Universal sprocket camshaft holding wrench
- Holds the sprocket whilst releasing the fastener
- Reduces damage to camshaft

|          |            |   |            |       |
|----------|------------|---|------------|-------|
|          | <br>731151 |   | <br>L<br>m | <br>g |
| BE523106 | 0178391    | 1 | 0.41       | 91    |

## BE52306110

### ENGINE SETTING TOOLS (TIMING)



- Engine timing set for diesel Citroën, Peugeot (PSA Group) and Fiat Group
- For setting and locking the camshaft and diesel pump
- Suitable for non-common rail diesel engines 1.7D, 1.8D, 1.9D, 1.9TD, 2.1TD, 2.2TD, 2.5TD (1982- 2002)
- OEM reference included with the kit

|            |            |   |            |       |
|------------|------------|---|------------|-------|
|            | <br>731151 |   | <br>L<br>m | <br>g |
| BE52306110 | 0178025    | 1 | 0.2        | 276   |

## BE52316404

### ENGINE SETTING TOOLS (TIMING)



- Flywheel locking tool Opel, Vauxhall, Saab
- Opel, Vauxhall: Astra, Astra-G, Astra-H, Barina, Combo, Combo-C, Meriva, Meriva-A, Signum, Tigra, Tigra-B, Vectra-B, Vectra-C, Vivaro, Zafira-A, Zafira-B
- Saab: 9-3
- OEM Ref: KM911

|            |            |   |            |       |
|------------|------------|---|------------|-------|
|            | <br>731151 |   | <br>L<br>m | <br>g |
| BE52316404 | 0177974    | 1 | 0.135      | 8     |



## BE230

### ENGINE SETTING TOOLS (TIMING)



- Universal stretch belt installation & removal set
- Pulley diameter range: 80-350 mm
- Approved by several manufacturers of belts
- Enables safe and easy assembly and removal of stretchy belts
- Stretch belts cannot be fitted manually



|       |                   |   |                 |            |
|-------|-------------------|---|-----------------|------------|
|       |                   |   |                 |            |
| BE230 | 731415<br>0182633 | 1 | 120x30x25<br>mm | 0.25<br>kg |

## BE500P24

### ENGINE SETTING TOOLS (TIMING)



- Universal alternator extractor set. 24 pcs
- Covering the majority of the European vehicle fleet

|          |                   |   |                  |            |
|----------|-------------------|---|------------------|------------|
|          |                   |   |                  |            |
| BE500P24 | 731415<br>0169955 | 1 | 44x260x150<br>mm | 1.24<br>kg |

## BE300

### CLUTCH TOOLS



- SAC - Self adjustable clutch remover & installer universal tool set
- Ensures an accurate disassembly and assembly of clutches
- For 3 and 4 hole pitch SAC
- Applicable for Renault, BMW, Mercedes, VW Group, Volvo, etc

|       |                   |   |                  |         |
|-------|-------------------|---|------------------|---------|
|       |                   |   |                  |         |
| BE300 | 731415<br>0182312 | 1 | 86x193x173<br>mm | 8<br>kg |



## BE255

## COOLING SYSTEM TOOLS



- Universal flexible hose clamp pliers
- Applicable for all standard hose clamps
- One hand operation ratcheting type holding mechanism
- Exchangable cable set screw
- Soft grip handle

|       |        |   |       |     |            |     |
|-------|--------|---|-------|-----|------------|-----|
|       |        |   |       |     |            |     |
| BE255 | 731415 | 1 | 18-54 | 560 | 30x450x220 | 790 |

## BE250

## COOLING SYSTEM TOOLS



- 45° angled hose clamp plier
- Angled head and rotating jaws

|       |        |   |     |     |
|-------|--------|---|-----|-----|
|       |        |   |     |     |
| BE250 | 731415 | 1 | 280 | 250 |

## 2468

## COOLING SYSTEM TOOLS



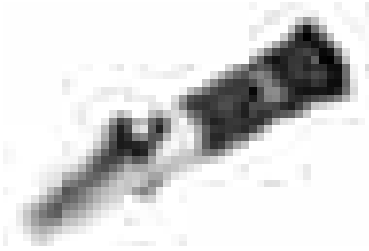
- Universal hose cutting pliers
- Multi cutter, ideal for cutting heater hoses, fuel line hoses, copper wiring, PVC pipes, wiper hoses and air brake hoses, plus any resilient or semi-resilient material
- Cutting capacity: 6-35 mm diameter

|      |        |    |     |     |
|------|--------|----|-----|-----|
|      |        |    |     |     |
| 2468 | 731151 | 10 | 255 | 405 |



## 3046-REF

## COOLING SYSTEM TOOLS



- Refractometer
- Indicates the freezing point of propylene and ethylene glycol-based antifreeze solution
- Gives indication of the charge level in battery acid
- Includes steel and glass constructed head and prism, rubber finger grip, and focusing eyepiece with eyecup
- Specification range: -45°C to 0°C propylene glycol and -50°C to 0°C ethylene glycol

|          |            |    |        |       |
|----------|------------|----|--------|-------|
|          | <br>731151 |    | <br>mm | <br>g |
| 3046-REF | 8276966    | 25 | 200    | 435   |

## BE5049

## 10 MM BITS SET



- 10 mm bit set: 49 pcs
- Complete set of sockets and various bits for the automotive segment developed together with professional technicians
- In total including 49 pcs in various profiles and sizes

| Part no. | Adaptor         | Part no.     | 100-200 mm Hex bits    | Part no.   | 30 mm bits       | Part no.    | 75 mm bits         |
|----------|-----------------|--------------|------------------------|------------|------------------|-------------|--------------------|
| BE504901 | Socket 1/2-1/2" | BE5049T30HXL | Bits TORX® TR30 200 mm | BE5049H4   | HEX 04 – 30 mm   | BE5049H4L   | HEX 04 – 75 mm     |
| BE504902 | Socket 1/2-3/8" | BE5049T40HXL | Bits TORX® TR40 200 mm | BE5049H5   | HEX 05 – 30 mm   | BE5049H5L   | HEX 05 – 75 mm     |
|          |                 | BE5049T45HXL | Bits TORX® TR45 200 mm | BE5049H6   | HEX 06 – 30 mm   | BE5049H6L   | HEX 06 – 75 mm     |
|          |                 | BE5049T70HL  | Bits TORX® TR70 100 mm | BE5049H7   | HEX 07 – 30 mm   | BE5049H7L   | HEX 07 – 75 mm     |
|          |                 | BE5049T80HL  | Bits TORX® TR80 100 mm | BE5049H8   | HEX 08 – 30 mm   | BE5049H8L   | HEX 08 – 75 mm     |
|          |                 |              |                        | BE5049H10  | HEX 10 – 30 mm   | BE5049H10L  | HEX 10 – 75 mm     |
|          |                 |              |                        | BE5049H12  | HEX 12 – 30 mm   | BE5049H12L  | HEX 12 – 75 mm     |
|          |                 |              |                        | BE5049M5   | XZN M5 – 30 mm   | BE5049M5L   | XZN M5 – 75 mm     |
|          |                 |              |                        | BE5049M6   | XZN M6 – 30 mm   | BE5049M6L   | XZN M6 – 75 mm     |
|          |                 |              |                        | BE5049M8   | XZN M8 – 30 mm   | BE5049M8L   | XZN M8 – 75 mm     |
|          |                 |              |                        | BE5049M10  | XZN M10 – 30 mm  | BE5049M10L  | XZN M10 – 75 mm    |
|          |                 |              |                        | BE5049M12  | XZN M12 – 30 mm  | BE5049M12L  | XZN M12 – 75 mm    |
|          |                 |              |                        | BE5049T20H | TORX® TR20-30 mm | BE5049T20HL | TORX® TR20 – 75 mm |
|          |                 |              |                        | BE5049T25H | TORX® TR25 30 mm | BE5049T25HL | TORX® TR25 – 75 mm |
|          |                 |              |                        | BE5049T27H | TORX® TR27-30 mm | BE5049T27HL | TORX® TR27 – 75 mm |
|          |                 |              |                        | BE5049T30H | TORX® TR30-30 mm | BE5049T30HL | TORX® TR30 – 75 mm |
|          |                 |              |                        | BE5049T40H | TORX® TR40-30 mm | BE5049T40HL | TORX® TR40 – 75 mm |
|          |                 |              |                        | BE5049T45H | TORX® TR45-30 mm | BE5049T45HL | TORX® TR45 – 75 mm |
|          |                 |              |                        | BE5049T50H | TORX® TR50-30 mm | BE5049T50HL | TORX® TR50 – 75 mm |
|          |                 |              |                        | BE5049T55H | TORX® TR55-30 mm | BE5049T55HL | TORX® TR55 – 75 mm |
|          |                 |              |                        | BE5049T60H | TORX® TR60-30 mm | BE5049T60HL | TORX® TR60 – 75 mm |

|        |            |   |            |        |
|--------|------------|---|------------|--------|
|        | <br>731415 |   | <br>mm     | <br>kg |
| BE5049 | 0169931    | 1 | 60x325x195 | 3.66   |



## BE5049H

## HEXAGONAL BITS 10 MM




- Drive: 10 mm
- Finish: Steel-grey, greased
- Material: High performance alloy steel

|           | <br>731415 |   | <br>mm | <br>L<br>mm | <br>g |
|-----------|------------|---|--------|-------------|-------|
| BE5049H4  | 0184590    | 5 | 4      | 30          | 5     |
| BE5049H5  | 0184613    | 5 | 5      | 30          | 6.5   |
| BE5049H6  | 0184637    | 5 | 6      | 30          | 7     |
| BE5049H7  | 0184668    | 5 | 7      | 30          | 7     |
| BE5049H8  | 0184682    | 5 | 8      | 30          | 7     |
| BE5049H10 | 0184705    | 5 | 10     | 30          | 7     |
| BE5049H12 | 0184729    | 5 | 12     | 30          | 12    |

## BE5049H\_L

## HEXAGONAL BITS 10 MM



- Drive: 10 mm
- Finish: Steel-grey, greased
- Material: High performance alloy steel

|            | <br>731415 |   | <br>mm | <br>L<br>mm | <br>g |
|------------|------------|---|--------|-------------|-------|
| BE5049H4L  | 0184606    | 5 | 4      | 75          | 20    |
| BE5049H5L  | 0184620    | 5 | 5      | 75          | 20    |
| BE5049H6L  | 0184651    | 5 | 6      | 75          | 20    |
| BE5049H7L  | 0184675    | 5 | 7      | 75          | 20    |
| BE5049H8L  | 0184699    | 5 | 8      | 75          | 20    |
| BE5049H10L | 0184712    | 5 | 10     | 75          | 20    |
| BE5049H12L | 0184736    | 5 | 12     | 75          | 20    |










## BE5049T\_H

### TORX® TAMPER BITS 10 MM



- Drive: 10 mm
- Finish: Steel-grey, greased
- Material: High performance alloy steel



|  | <br>731415 |  |  | <br>D<br>mm | <br>L<br>mm | <br>g |
|---|---|--|---|--|--|--|
| BE5049T20H  | 0184842   | 5  | TR20  | 3.86   | 30   | 6.5  |
| BE5049T25H  | 0184866   | 5  | TR25  | 4.43   | 30   | 6.5  |
| BE5049T27H  | 0184880   | 5  | TR27  | 4.99   | 30   | 6.5  |
| BE5049T30H  | 0184903   | 5  | TR30  | 5.52   | 30   | 6.5  |
| BE5049T40H  | 0184934   | 5  | TR40  | 6.65   | 30   | 6.5  |
| BE5049T45H  | 0184958   | 5  | TR45  | 7.82   | 30   | 6.5  |
| BE5049T50H  | 0184989   | 5  | TR50  | 8.83   | 30   | 6.5  |
| BE5049T55H  | 0185009   | 5  | TR55  | 11.22  | 30   | 6.5  |
| BE5049T60H  | 0185023   | 5  | TR60  | -  | 30   | 6.5  |








## BE5049T\_HL

### TORX® TAMPER BITS 10 MM



- Drive: 10 mm
- Finish: Steel-grey, greased
- Material: High performance alloy steel



|  | <br>731415 |  |  | <br>D<br>mm | <br>L<br>mm | <br>g |
|---|---|--|---|--|--|--|
| BE5049T20HL   | 0184859   | 5  | TR20  | 3.86   | 75   | 20   |
| BE5049T25HL   | 0184873   | 5  | TR25  | 4.43   | 75   | 20   |
| BE5049T27HL   | 0184897   | 5  | TR27  | 4.99   | 75   | 20   |
| BE5049T30HL   | 0184910   | 5  | TR30  | 5.52   | 75   | 20   |
| BE5049T40HL   | 0184941   | 5  | TR40  | 6.65   | 75   | 20   |
| BE5049T45HL   | 0184965   | 5  | TR45  | 7.82   | 75   | 20   |
| BE5049T50HL   | 0184996   | 5  | TR50  | 8.83   | 75   | 20   |
| BE5049T55HL   | 0185016   | 5  | TR55  | 11.22  | 75   | 20   |
| BE5049T60HL   | 0185030   | 5  | TR60  | -  | 75   | 20   |







## BE5049M

### XZN BITS 10 MM



- Drive: 10 mm
- Finish: Steel-grey, greased
- Material: High performance alloy steel



|  | <br>731415 |  |  | <br>L<br>mm | <br>g |
|---|---|--|---|--|--|
| BE5049M5  | 0184743   | 5  | M5  | 30   | 6.5  |
| BE5049M6  | 0184767   | 5  | M6  | 30   | 7  |
| BE5049M8  | 0184781   | 5  | M8  | 30   | 7  |
| BE5049M10   | 0184804   | 5  | M10   | 30   | 8.5  |
| BE5049M12   | 0184828   | 5  | M12   | 30   | 10   |





## BE5049M\_L

## XZN BITS 10 MM



- Drive: 10 mm
- Finish: Steel-grey, greased
- Material: High performance alloy steel

|            | <br>731415 |   |     | <br>L<br>mm | <br>g |
|------------|------------|---|-----|-------------|-------|
| BE5049M5L  | 0184750    | 5 | M5  | 75          | 15    |
| BE5049M6L  | 0184774    | 5 | M6  | 75          | 15    |
| BE5049M8L  | 0184798    | 5 | M8  | 75          | 15    |
| BE5049M10L | 0184811    | 5 | M10 | 75          | 15    |
| BE5049M12L | 0184835    | 5 | M12 | 75          | 15    |

## BE504901

## ADAPTORS 10 MM



- 1/2" adaptor for 10 mm bits
- High performance alloy steel
- High polished finish
- ISO 1174
- DIN 3121, UNE 16503

|          | <br>731415 |   | <br>mm | L<br>mm | D1<br>mm | D2<br>mm | <br>g |
|----------|------------|---|--------|---------|----------|----------|-------|
| BE504901 | 0184576    | 1 | 10     | 36      | 17       | 22       | 55    |

## BE504902

## ADAPTORS 10 MM




- 3/8" adaptor for 10 mm bits
- Finish: High polished finish
- Material: High performance alloy steel
- ISO 1174
- DIN 3121, UNE 16503

|          | <br>731415 |   | <br>mm | L<br>mm | D1<br>mm | D2<br>mm | <br>g |
|----------|------------|---|--------|---------|----------|----------|-------|
| BE504902 | 0184583    | 1 | 10     | 35      | 15       | 10       | 32    |



## BOD8902

### DRAINING & REFILLING EQUIPMENT




- Air oil drainer
- Drain by both gravity and the suction mechanism
- Included probes:
  - Flexible nylon: 5 x 700 mm, 6 x 700 mm, 7 x 1000 mm, 8 x 700 mm
  - Rigid copper: 5 x 700 mm, 6 x 700 mm
  - Adaptors: BMW, VAG Group
- Reinforced connection between tank and oil tube to minimize the risk of leaks
- Swivel offset designed funnel ensures high flexibility and capacity
- Metal reinforced hoses
- Liquid level gauge
- Tank pressure gauge
- Useful plastic tray for screws, tools etc
- Foam protected handle
- One swivel wheel with brake for safety

|   |   |  |   |   |   |
|---|---|--|---|---|---|
|  | <br>731415 |  |  | <br>mm | <br>kg |
| BOD8902   | 0169023   | 1  | 90  | 480x440x1000  | 35  |

## BOD8901

### DRAINING & REFILLING EQUIPMENT




- Gravity oil drainer
- Drain waste oil from engines, gearboxes and differentials of all different types of vehicles by gravity
- Reinforced connection between tank and oil tube to minimize the risk of leaks
- Swivel offset designed funnel ensures high flexibility and capacity
- Metal reinforced hoses
- Liquid level gauge
- Useful plastic tray for screws, tools etc
- Foam protected handle
- One swivel wheel with brake for safety

|   |   |  |   |   |   |
|---|---|--|---|---|---|
|  | <br>731415 |  |  | <br>mm | <br>kg |
| BOD8901   | 0169016   | 1  | 90  | 480x440x1000  | 35  |



## BOD8901AC1

### DRAINING & REFILLING EQUIPMENT




- Extension funnel
- To be used with oil drainers: BOD8901, BOD8902 and BOD8903

|            |                   |   |               |                   |           |
|------------|-------------------|---|---------------|-------------------|-----------|
|            |                   |   |               |                   |           |
| BOD8901AC1 | 731415<br>0178490 | 1 | mm<br>400/600 | mm<br>150x620x620 | kg<br>2.5 |

## BOD1016

### DRAINING & REFILLING EQUIPMENT



- Oil drain pan 16 l
- Withstands the most commonly used chemicals in a garage
- Several handles to aid manoeuvrability

|         |                   |   |                   |            |
|---------|-------------------|---|-------------------|------------|
|         |                   |   |                   |            |
| BOD1016 | 731415<br>0169979 | 1 | mm<br>570x150x445 | kg<br>1.24 |

## BOD2008

### DRAINING & REFILLING EQUIPMENT



- Oil drain tank 8 l
- Withstands the most commonly used chemicals in a garage
- Several handles to aid manoeuvrability

|         |                   |   |                   |            |
|---------|-------------------|---|-------------------|------------|
|         |                   |   |                   |            |
| BOD2008 | 731415<br>0169986 | 1 | mm<br>330x595x120 | kg<br>1.24 |

## BOD301200

### DRAINING & REFILLING EQUIPMENT



- Oil funnel 1.2 l
- Flow regulator
- Withstands the most commonly used chemicals in a garage

|           |                   |   |                   |            |
|-----------|-------------------|---|-------------------|------------|
|           |                   |   |                   |            |
| BOD301200 | 731415<br>0169993 | 1 | mm<br>160x225x160 | kg<br>1.24 |



## BE6217

### DRAINING & REFILLING EQUIPMENT



- Oil drain plug sockets set, 17 pcs
- Set of 17 assorted units 3/8" square drive bit sockets, supplied in a plastic box
- High performance alloy steel
- Chrome plated
- Includes XZN M16 tapered suitable for VAG gear boxes

|        |            |   |                      |        |
|--------|------------|---|----------------------|--------|
|        | <br>731415 |   | <br>60x260x120<br>mm | <br>kg |
| BE6217 | 0169702    | 1 | 60x260x120           | 1.07   |

## BE630

### FILTER TOOLS




- Universal oil filter cup set, 30 pcs
- Containing 28 oil filter cups, a 1/2" - 3/8" adaptor and a 3 flat legged oil filter wrench
- Covers the vast majority of the European vehicle fleet
- Application chart included

|       |            |   |                      |        |
|-------|------------|---|----------------------|--------|
|       | <br>731415 |   | <br>90x600x500<br>mm | <br>kg |
| BE630 | 0169580    | 1 | 90x600x500           | 7.15   |

## BE6302/BE6303/BE6306

### FILTER TOOLS




- Oil filter cups
- Additional loose cups to the extended BE630 set to cover the complete market demand
- Applications:
  - BE630246F Mercedes, Smart...
  - BE630276F Opel, Mercedes
  - BE630326F Mercedes, BMW, VAG, Mini
  - BE630366F Opel, Ford
  - BE6303866F Opel
  - BE63066514F Peugeot, Mitsubishi

|             |            |   |    |        |                          |          |        |
|-------------|------------|---|----|--------|--------------------------|----------|--------|
|             | <br>731415 |   |    | <br>mm |                          | <br>mm   | <br>kg |
| BE630246F   | 0169597    | 1 | 6  | 24     | Mercedes, Smart...       | 55x93x10 | 0.06   |
| BE630276F   | 0169603    | 1 | 6  | 27     | Opel, Mercedes           | 35x90x50 | 0.07   |
| BE630326F   | 0169610    | 1 | 6  | 32     | Mercedes, BMW, VAG, Mini | 10x93x55 | 0.08   |
| BE630366F   | 0169627    | 1 | 6  | 36     | Opel, Ford               | 55x95x10 | 0.09   |
| BE630386F   | 0169634    | 1 | 6  | 38     | Opel                     | 55x95x19 | 0.09   |
| BE63066514F | 0169641    | 1 | 14 | 66.5   | Peugeot, Mitsubishi      | 80x83x10 | 0.14   |




## BE65R


### FILTER TOOLS



BE65R65120



BE65R80120




BE65R106160

- Magnetic 3 round legged oil filter wrenches
- Rifled legs for increased grip
- 1/2" to 3/8" adaptor included in BE65R65120/80120

|             | <br>731415 |   |          | <br>mm  | <br>mm | <br>mm      |      |
|-------------|------------|---|----------|---------|--------|-------------|------|
| BE65R65120  | 0170012    | 1 | 3/8-1/2" | 55-72   | 21     | 57x85x85    | 0.73 |
| BE65R80120  | 0170029    | 1 | 3/8-1/2" | 68-110  | 21     | 71x86x86    | 0.73 |
| BE65R106160 | 0170036    | 1 | 1/2"     | 110-142 | -      | 130x180x125 | 1.84 |

## BE65F65120

### FILTER TOOLS



- 3 flat legged oil filter wrench
- Flat legs to ensure a stable grip of all different kind of oil filters
- 1/2" to 3/8" adaptor included

|            | <br>731415 |   |      | <br>mm | <br>mm   |     |
|------------|------------|---|------|--------|----------|-----|
| BE65F65120 | 0169658    | 1 | 3/8" | 65-120 | 70x80x70 | 0.4 |

## BE64520/BE64350

### FILTER TOOLS




- Universal chain oil filter wrenches
- PVC handle for a more comfortable grip and insulation
- Articulated handle enables work in all directions and increases accessibility
- Spare chains
  - 350 mm: BE645350CH
  - 520 mm: BE64520CH

|           | <br>731415 |   | <br>mm | <br>mm | <br>mm     |     |
|-----------|------------|---|--------|--------|------------|-----|
| BE64350   | 0169672    | 1 | 350    | 60-105 | 25x300x80  | 760 |
| BE64350CH | 0169696    | 1 | 350    | 60-105 | 30x100x80  | 270 |
| BE64520   | 0169665    | 1 | 520    | 60-160 | 75x320x100 | 890 |
| BE64520CH | 0169689    | 1 | 520    | 60-160 | 30x100x80  | 400 |









## BE611

### FILTER TOOLS



- Oil filter strap wrenches
- Spare straps available:
  - BE61110-1
  - BE61155-1

|  | <br>731415 |  | <br>mm | <br>mm | <br>g |
|---|---|--|---|---|--|
| BE61110   | 0167449   | 1  | 65-110  | 60x248x74   | 490  |
| BE61110-1   | 0167463   | 1  | 65-110  | 3x380x12  | 30   |
| BE61155   | 0167456   | 1  | 100-155   | 60x355x90   | 520  |
| BE61155-1   | 0167470   | 1  | 100-155   | 12x420x180  | 30   |

# BRAKE SYSTEM TOOLS AND EQUIPMENT



## BBR300P43

### BRAKE PISTON TOOLS



- Universal brake caliper set, 43 pcs
- Tool for right and left threaded brake pistons
- 3/8" square drive
- Covers the majority of the European cars fleet
- Calipers can be used with caliper air pistol BBR320
- Application chart included



|  | <br>731415 |  | <br>mm | <br>kg |
|---|---|---|---|---|
| BBR300P43   | 0169894   | 4   | 90x380x310  | 4.57  |



## BBR320

### BRAKE PISTON TOOLS



- Brake caliper wind back air tool
- Works in both directions: Left and right
- 3/8" square drive
- Includes a universal adaptor with magnet for keeping the calipers while approaching
- To be used with brake caliper set BBR300P43

|        |            |   |          |          |                |         |
|--------|------------|---|----------|----------|----------------|---------|
|        | <br>731415 |   | <br>3/8" | <br>1/4" | <br>44x260x150 | <br>1.2 |
| BBR320 | 0169887    | 1 |          |          |                |         |

## BBR110

### BRAKE FLUID EQUIPMENT



- Brake fluid tester
- Indicates in a visual 10 led lamps scale, the humidity level by measuring conductivity
- CAN bus compatible
- Compatible with:
  - DOT 3
  - DOT 4
  - DOT 5
  - DOT 5.1

|        |            |   |                 |          |
|--------|------------|---|-----------------|----------|
|        | <br>731415 |   | <br>100x220x320 | <br>1.15 |
| BBR110 | 0170562    | 1 |                 |          |

## BBR350

### BRAKE FLUID EQUIPMENT



- Brake fluid bleeder
- Vacuum system
- 1.5 l polyurethane (PU) container
- 0.6 l polyurethane (PU) re-filler reservoir
- Quick release locking trigger
- Includes a universal rubber bleed nipple suitable for any brake system
- 2 m long bleeder hose
- Can be used for other purposes such as gear box, clutch, engine, etc draining and refilling

|        |            |   |          |                 |          |
|--------|------------|---|----------|-----------------|----------|
|        | <br>731415 |   | <br>1/4" | <br>261x300x160 | <br>1.28 |
| BBR350 | 0169900    | 1 |          |                 |          |



## BHVIS12 / BHVIS06

### AUTO SPECIFIC SOCKETS





- Extra thin walls impact sockets
- Drive: 1" DIN 3121-H 25 ISO 1174
- Finish: Black
- Material: High performance alloy steel
- To be used with machines
- For maximum safety reasons, always use clamping springs (1" 19-70 mm ref. K560F-7, 1" 75-80 mm ref. K560F-8, 1" 95-120 mm ref. K560F-9)

|            | <br>731415 |   | <br>mm | <br>mm | D1<br>mm | D2<br>mm | L<br>mm |     |
|------------|------------|---|--------|--------|----------|----------|---------|-----|
| BHVIS1265  | 0167685    | 1 | 12     | 65     | 87       | 54       | 92      | 2   |
| BHVIS0670  | 0167692    | 1 | 6      | 70     | 96       | 54       | 96      | 2.2 |
| BHVIS0677  | 0167708    | 1 | 6      | 77     | 105      | 60       | 102     | 2.3 |
| BHVIS0680  | 0167715    | 1 | 6      | 80     | 108.5    | 60       | 102     | 2.5 |
| BHVIS0685  | 0167722    | 1 | 6      | 85     | 115      | 86       | 106     | 2.6 |
| BHVIS0690  | 0167739    | 1 | 6      | 90     | 121      | 86       | 108     | 3   |
| BHVIS0695  | 0167746    | 1 | 6      | 95     | 127      | 86       | 110     | 4.5 |
| BHVIS06100 | 0167753    | 1 | 6      | 100    | 134      | 95       | 115     | 5.3 |
| BHVIS06105 | 0167760    | 1 | 6      | 105    | 140      | 95       | 117     | 6   |

## BHVIS08

### AUTO SPECIFIC SOCKETS



- 8 pts impact sockets 3/4"
- Special impact sockets for heavy vehicle wheels
  - Used in Scania trucks
    - Rear BHVIS08100
    - Front BHVIS0895
  - Used in Volvo trucks
    - BHVIS08115

|            | <br>731415 |   | <br>mm | <br>mm | D1<br>mm | D2<br>mm | L<br>mm |      |
|------------|------------|---|--------|--------|----------|----------|---------|------|
| BHVIS0895  | 0165704    | 1 | 8      | 95     | 118      | 55       | 81      | 4.5  |
| BHVIS08100 | 0165711    | 1 | 8      | 100    | 123      | 60       | 84      | 5.25 |
| BHVIS08115 | 0165728    | 1 | 8      | 115    | 138      | 55       | 81      | 4.65 |





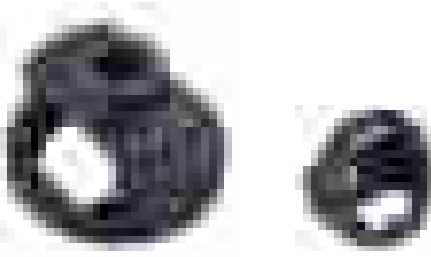
## BHVISxxBPW

## AUTO SPECIFIC SOCKETS



BHVIS111BPW12

- Impact sockets BPW
- Special impact sockets for BPW axles
- Special shaped output with different sizes per axle capacity



BHVIS80BPW12



|               | <br>731415 |   |      |     | D1<br>mm | D2<br>mm | L<br>mm |    |      |
|---------------|------------|---|------|-----|----------|----------|---------|----|------|
| BHVIS109BPW12 | 0165759    | 1 | 1"   | 109 | 129      | 47       | 94      | 12 | 4.65 |
| BHVIS111BPW12 | 0165735    | 1 | 1"   | 111 | 132      | 47       | 94      | 12 | 4.65 |
| BHVIS120BPW16 | 0165742    | 1 | 1"   | 120 | 143      | 47       | 94      | 12 | 4.65 |
| BHVIS80BPW12  | 0165766    | 1 | 3/4" | 80  | 108      | 45       | 65      | 12 | 4.65 |

## BWSS

## AUTO SPECIFIC SOCKETS



BWSS12P3

- Wheel socket sets
- Plastic protection on socket walls to ensure protection of the rims
- Plastic protection inside the socket to ensure protection of wheel nuts



BWSS12P5

|          | <br>731415 |   |                    |            |      |
|----------|------------|---|--------------------|------------|------|
| BWSS12P3 | 0170128    | 1 | 17, 19, 21         | 45x150x130 | 0.8  |
| BWSS12P5 | 0170135    | 1 | 17, 19, 21, 22, 24 | 50x240x175 | 1.47 |



## BWTSP

## AUTO SPECIFIC SOCKETS



BWTSP16



BWTSP7

- Twist socket sets
- For unfastening damaged nuts and screws and especially for locking wheel nuts
- The special rounded profile of the inner side enables the socket to get a strong grip to unfasten any damaged bolt
- BWTSP16: 16 pcs
  - 3/8": 8, 10, 11, 12, 13, 14, 16, 17, 18, 19 mm
  - 1/2": 21, 22, 24, 27 mm
  - Adaptor: 1/2" female to 3/8" male
  - Puncher
- BWTSP7: 7 pcs
  - 1/2": 22, 24, 27, 32 mm
  - 3/4": 36, 41 mm
  - Puncher
- Not suitable for machine operation

|         | <br>731415 |   | <br>mm     | <br>kg |
|---------|------------|---|------------|--------|
| BWTSP16 | 0170296    | 1 | 50x245x120 | 1.75   |
| BWTSP7  | 0170302    | 1 | 62x230x120 | 1      |

## BZWTB

## TORSION BARS



- Impact torsion bars, 1"
- For controlling the torque applied to wheels and other parts
- For quickly reaching the desired torque
- Always use a torque wrench after using a torsion bar

|              | <br>731415 |   | <br>mm | <br>L<br>mm | <br>D1<br>mm | <br>D2<br>mm | <br>MAX<br>Nm |         | <br>g |
|--------------|------------|---|--------|-------------|--------------|--------------|---------------|---------|-------|
| BZWTB0132450 | 0165674    | 1 | 32     | 300         | 51.5         | 54           | 450           | K560F-7 | 1540  |
| BZWTB0132600 | 0165681    | 1 | 32     | 300         | 51.5         | 54           | 600           | K560F-7 | 1576  |
| BZWTB0133600 | 0165698    | 1 | 33     | 300         | 52.8         | 54           | 600           | K560F-7 | 1607  |



## BWTB

## TORSION BARS




- Torsion bar set, 10 pcs
- For controlling the torque applied to wheels and other parts
- For quickly reaching the desired torque
- Always use a torque wrench after using a torsion bar
- 10 different bars ranging from 75 – 240 Nm

| Colour     | Torque Nm |
|------------|-----------|
| Red        | 75        |
| Yellow     | 90        |
| Green      | 110       |
| Pink       | 120       |
| Light blue | 135       |
| Navy blue  | 150       |
| White      | 160       |
| Black      | 190       |
| Gray       | 205       |
| Orange     | 240       |

|           |                   |   |      |                  |           |
|-----------|-------------------|---|------|------------------|-----------|
|           |                   |   |      |                  |           |
| BWTB12P10 | 731415<br>0170142 | 1 | 1/2" | 275x360x80<br>mm | 3.5<br>kg |

## 29-B/BWXW1/BWXW2

## 4-WAY WHEEL WRENCHES



- Heavy duty 4-way wheel wrench

|       |         |   |                |                |                |      |            |      |
|-------|---------|---|----------------|----------------|----------------|------|------------|------|
|       |         |   | <b>S</b><br>mm | <b>B</b><br>mm | <b>L</b><br>mm |      |            |      |
| 29-B  | 8277703 | 1 | 17,19,21       | 25, 27, 32     | 381            | 1/2" | 30x405x405 | 1.32 |
| BWXW1 | 0167661 | 1 | 17,19,22       | 26,29,33       | 375            | 1/2" | 30x380x380 | 1.27 |
| BWXW2 | 0167678 | 1 | 24,27,32       | 36,40,47       | 700            | 3/4" | 45x700x700 | 4.63 |



## BWB14

### WHEEL BEARING TOOLS



- Universal wheel bearing tool set, 14 pcs
- Set including:
  - 9 adaptors Ø 55.5 to 84 mm
  - 1 cage – lining 76 mm
  - 2 cages, 86 and 91 mm
  - 1 puller, 38 mm
  - 1 centre axis, screw, pin

|       |            |   |            |        |
|-------|------------|---|------------|--------|
|       | <br>731415 |   | <br>mm     | <br>kg |
| BWB14 | 0170166    | 1 | 85x525x310 | 7.82   |

## BS50

### AXLE JOINT TOOLS



- Axle joint tool
- Install and remove steering knuckles ranging from Ø 35 to 45 mm
- The rotation of the tool causes the self-locking of the runners between the body and the knuckle to tighten or untighten

|      |            |   |           |        |
|------|------------|---|-----------|--------|
|      | <br>731415 |   | <br>mm    | <br>kg |
| BS50 | 0178858    | 1 | 80x460x80 | 2.02   |

## BWP150

### MISCELLANEOUS



- Wheel balancing pliers
- For easy fitting and removing of wheel weights
- Soft grip and insulation sleeves

|        |            |   |           |        |
|--------|------------|---|-----------|--------|
|        | <br>731415 |   | <br>mm    | <br>kg |
| BWP150 | 0170159    | 1 | 65x270x80 | 0.41   |



## TRANSMISSION AND WHEEL TOOLS

### 38-8 - 38-24

### TYRE LEVERS



- Tyre lever
- Finish: Nickel and chrome plated
- Material: High performance alloy steel

|       | <br>731415 |   | <br>mm | <br>g |
|-------|------------|---|--------|-------|
| 38-8  | 1831257    | 5 | 200    | 90    |
| 38-12 | 1831264    | 5 | 300    | 240   |
| 38-16 | 1831271    | 5 | 400    | 375   |
| 38-20 | 1831288    | 2 | 500    | 610   |
| 38-24 | 1831295    | 1 | 600    | 850   |

### 39-24

### TYRE LEVERS



- Special bent form for lorries and trucks
- Finish: Lacquered
- Material: High performance alloy steel

|       | <br>731415 |   | <br>mm | <br>g |
|-------|------------|---|--------|-------|
| 39-24 | 1831301    | 1 | 600    | 1360  |



## SUSPENSION TOOLS AND EQUIPMENT

### BS10/BS10AC1

### STRUT SPRING COMPRESSORS



BS10

BS10AC1

- Universal air spring compressor
- Security cage for increased safety
- Independent jaw settings
  - Maximum jaw separation 380 mm
- Quick and safe to use
- Working pressure: 5-10 bar
- Working capacity: 500 kg up to 2.000 kg
  - 670 kg capacity at 6 bar
- Optional moving stand BS10AC1
- Optional plate/adaptor for sport car shock absorbers with regulation ring BS10AC2

|         | <br>731415 |   | <br>mm       | <br>kg |
|---------|------------|---|--------------|--------|
| BS10    | 0178827    | 1 | 1150x470x450 | 50     |
| BS10AC1 | 0178841    | 1 | 370x600x520  | 7.6    |








## BS10MEC

### STRUT SPRING COMPRESSORS



- Universal mechanical spring compressor
- Security cage for increased safety
- Independent jaw settings
  - Maximum jaw separation 380 mm
- Quick and safe to use
  - Not to be used with air impact wrench
  - Use a 1/2" square drive hand ratchet
- Optional moving stand BS10AC1
- Optional plate/adaptor for sport car shock absorbers with regulation ring BS10AC2

|   |   |   |   |   |
|---|---|---|---|---|
|  | <br>731415 |  | <br>mm | <br>kg |
| BS10MEC   | 0178834   | 1   | 80x370x255  | 65.5  |

## BS10AC2

### STRUT SPRING COMPRESSORS



- Plate/adaptor for sport car shock absorbers with regulation ring BS10AC2
- Universal adaptor to be used with BS10 and BS10MEC




|   |   |   |   |   |
|---|---|---|---|---|
|  | <br>731415 |  | <br>mm | <br>kg |
| BS10AC2   | 0182343   | 1   | 200x400x400   | 1   |

## BS1000

### MISCELLANEOUS





- Universal turnbuckle shock absorber servicing set, 39 pcs
- Suitable for MacPherson shock absorbers
- Covers the majority of the European cars fleet

|   |   |   |   |   |
|---|---|---|---|---|
|  | <br>731415 |  | <br>mm | <br>kg |
| BS1000  | 0170081   | 1   | 80x580x400  | 6.36  |



## BB12-760

## BATTERY BOOSTERS





- Booster 12 V 760 CA
- To start diesel engines up to 250 HP as start assistance and 125 HP without battery
- Instant response: 760 CA
- Peak current: 2250 A
- 25 mm<sup>2</sup> copper area in cables ensures high conductivity
- Internal fuse 300 A
- Electronic fuse check system
- Automatic electronic charger with 3 colour LED indicator
  - 4 A
  - 4 h charging time
- 12 V output with 16 A internal fuse to run smaller devices

|          |            |   |    |     |        |      |   |       |                    |        |
|----------|------------|---|----|-----|--------|------|---|-------|--------------------|--------|
|          | <br>731415 |   |    |     |        |      |   |       |                    |        |
| BB12-760 | 0169269    | 1 | 12 | 760 | 2250 A | 12 V | 4 | 22 Ah | 25 mm <sup>2</sup> | 1.85 m |

|          |           |     |        |       |       |   |   |   |             |    |
|----------|-----------|-----|--------|-------|-------|---|---|---|-------------|----|
|          |           |     |        |       |       |   |   |   |             |    |
| BB12-760 | -25<°C<70 | 4 A | 200 mm | 97 mm | 300 A | x | x | x | 445x144x377 | 23 |

## BB12-1200

## BATTERY BOOSTERS



- Booster 12 V 1200 CA
- To start diesel engines up to 350 HP as start assistance and 175 HP without battery
- Instant response: 1200 CA
- Peak current: 3100 A
- 35 mm<sup>2</sup> copper area in cables ensures high conductivity
- Internal fuse 500 A
- Electronic fuse check system
- Automatic electronic charger with 3 colour LED indicator
  - 4 A
  - 5 h charging time
- 12 V output with 16 A internal fuse to run smaller devices


|           |            |   |    |      |        |     |   |    |                    |        |
|-----------|------------|---|----|------|--------|-----|---|----|--------------------|--------|
|           | <br>731415 |   |    |      |        |     |   |    |                    |        |
| BB12-1200 | 0169276    | 1 | 12 | 1200 | 3100 A | 12V | 5 | 28 | 35 mm <sup>2</sup> | 1.85 m |

|           |           |   |     |       |       |   |   |   |             |    |
|-----------|-----------|---|-----|-------|-------|---|---|---|-------------|----|
|           |           |   |     |       |       |   |   |   |             |    |
| BB12-1200 | -25<°C<70 | 4 | 200 | 97 mm | 500 A | x | x | x | 445x144x377 | 23 |



## BB1224-760

### BATTERY BOOSTERS



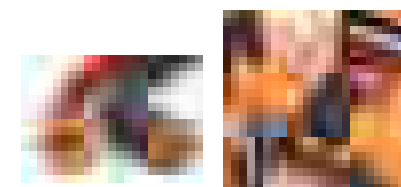
- Booster 12/24 V, 1520/760 CA
- To start diesel engines up to 500 HP as start assistance and 250 HP without battery at 24V
- Instant response: at 12 V 1520 CA at 24 V 760 CA
- Peak current: at 12 V 4500 A at 24 V 2250 A
- 35 mm<sup>2</sup> copper area in cables ensures high conductivity
- Internal fuse 500 A
- Electronic fuse check system
- Automatic electronic charger with 3 colour LED indicator
  - 4 A
  - 7 h charging time
- 12 V output with 16 A internal fuse to run smaller devices

|            |            |   |       |          |             |      |   |       |                    |        |
|------------|------------|---|-------|----------|-------------|------|---|-------|--------------------|--------|
|            | <br>731415 |   |       |          |             |      |   |       |                    |        |
| BB1224-760 | 0169283    | 1 | 12/24 | 1520/760 | 4500/2250 A | 12 V | 7 | 22 Ah | 35 mm <sup>2</sup> | 1.85 m |

|            |           |     |        |       |       |   |   |             |    |
|------------|-----------|-----|--------|-------|-------|---|---|-------------|----|
|            |           |     |        |       |       |   |   |             |    |
| BB1224-760 | -25<°C<70 | 4 A | 200 mm | 97 mm | 500 A | x | x | 445x208x447 | 23 |

## BB1224-1200

### BATTERY BOOSTERS



- Booster 12/24 V, 2400/1200 CA
- To start diesel engines up to 480 HP without battery at 12V and up to impressive 1500 HP diesel engines without battery at 24V
- Instant response: At 12 V 2400 CA at 24 V 1200 CA
- Peak current: At 12 V 6200 A at 24 V 3100 A
- Quick voltage selector
- 50 mm<sup>2</sup> copper area in cables ensures high conductivity
- Internal fuse 500 A
- Electronic fuse check system
- Automatic electronic charger with 3 colour LED indicator
  - 4 A
  - 10 h charging time
- 12 V output with 16 A internal fuse to run smaller devices

|             |            |   |       |           |             |      |    |       |                    |        |
|-------------|------------|---|-------|-----------|-------------|------|----|-------|--------------------|--------|
|             | <br>731415 |   |       |           |             |      |    |       |                    |        |
| BB1224-1200 | 0169290    | 1 | 12/24 | 2400/1200 | 6200/3100 A | 12 V | 10 | 28 Ah | 50 mm <sup>2</sup> | 1.85 m |

|             |           |   |        |       |       |   |   |             |    |
|-------------|-----------|---|--------|-------|-------|---|---|-------------|----|
|             |           |   |        |       |       |   |   |             |    |
| BB1224-1200 | -25<°C<70 | 4 | 200 mm | 97 mm | 500 A | x | x | 445x208x447 | 24 |







## BB24-1200

## BATTERY BOOSTERS



- Booster 24V, 1200 CA
- To start diesel engines up to impressive 1500 HP diesel engines without battery at 24V
- Instant response: 1200 CA
- Peak current: 3100 A
- 35 mm<sup>2</sup> copper area in cables ensures high conductivity
- Internal fuse 500 A
- Electronic fuse check system
- Automatic electronic charger with 3 colour LED indicator
  - 2 A
  - 14 h charging time
- 12 V output with 16 A internal fuse to run smaller device




|           |            |   |          |           |           |      |    |       |                    |        |
|-----------|------------|---|----------|-----------|-----------|------|----|-------|--------------------|--------|
|           | <br>731415 |   | <b>V</b> | <b>CA</b> | <b>PA</b> |      |    |       |                    |        |
| BB24-1200 | 0169306    | 1 | 24       | 1200      | 3100 A    | 12 V | 14 | 28 Ah | 35 mm <sup>2</sup> | 1.85 m |

|           |          |     |        |       |       |   |   |             |    |
|-----------|----------|-----|--------|-------|-------|---|---|-------------|----|
|           |          |     |        |       |       |   |   |             |    |
| BB24-1200 | -25<C<70 | 2 A | 200 mm | 97 mm | 500 A | x | x | 445x208x447 | 24 |

## BBBC

## BATTERY BOOSTERS

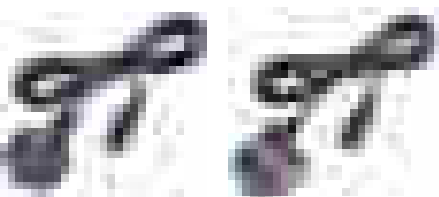


- Booster automatic electronic chargers
- BBBC2A : 2 Ah to be used with BB24-1200
- BBBC4A: 4 Ah to be used with BB12-760, BB12-1200, BB1224-760 and BB1224-1200

|        |            |   |            |      |
|--------|------------|---|------------|------|
|        | <br>731415 |   |            |      |
| BBBC2A | 0181520    | 1 | 215x130x60 | 0.63 |
| BBBC4A | 0181537    | 1 | 215x130x60 | 0.63 |

## BBBCAB

## BATTERY BOOSTERS



- Booster charger cables spares
- For Australia, continental Europe and UK

|            |            |   |           |      |
|------------|------------|---|-----------|------|
|            | <br>731415 |   |           |      |
| BBBCAB-AUZ | 0183944    | 1 | 50x125x50 | 0.13 |
| BBBCAB-EU  | 0186648    | 1 | 50x125x50 | 0.13 |
| BBBCAB-UK  | 0183937    | 1 | 50x125x50 | 0.13 |



## BBT30

### BATTERY TESTERS



- 6 & 12 V digital battery tester
- LED display
- Indicates battery status in 5 different categories:
  - GOOD & PASS
  - GOOD & RECHARGE
  - RECHARGE & RETEST
  - BAD & REPLACE
  - BAD CELL & REPLACED ERROR
- Capacity:
  - 6 and 12 V batteries
  - 12 and 24 V alternator and charging systems
  - Traditional liquid and VRLA (AGM and GEL) batteries
  - Working range 25-2000 CC
  - Comply with battery rating system SAE-DIN-EN, IEC and JIS
- Menu in English, German, French, Dutch, Spanish and Swedish



BBT30



731415

0164981



12



80x370x255



1.92

## BBT40

### BATTERY TESTERS



- 6 & 12 V digital battery tester with printer
- LED display built in printer with automatic date and time
- Indicates battery status in 6 different categories:
  - GOOD & PASS
  - GOOD & RECHARGE
  - RECHARGE & RETEST
  - BAD & REPLACE
  - BAD CELL & REPLACE
  - LOAD ERROR
- Capacity:
  - 6 and 12 V batteries
  - 12 and 24 V alternator and charging systems
  - Traditional liquid and VRLA (AGM and GEL) batteries
  - Working range 25 - 2000 CCA
  - Comply with battery rating system SAE-DIN-EN, IEC and JIS
- Menu in English, German, French, Dutch, Spanish and Swedish



BBT40



731415

0164974



6



80x370x255



1.92



## BELS12

### SOCKET/PLUG TESTERS



- Memory saver 12 V
- Saves the memory during battery change or any other kind of repair that could affect the memory
- User friendly and very quick
- Cigarette plug and external battery indicator assures that connections are correct and that operations are carried out safely

|        |            |   |            |        |
|--------|------------|---|------------|--------|
|        | <br>731415 |   | <br>mm     | <br>kg |
| BELS12 | 0170579    | 1 | 60x650x160 | 0.29   |

## BELT247N

### SOCKET/PLUG TESTERS



- Socket/plug tester 24V - 7 pin
- User friendly and very quick
- 4 m long cable allows one person to do the test
- Applicable for 24N sockets
- CAN bus compatible

|          |            |   |             |        |
|----------|------------|---|-------------|--------|
|          | <br>731415 |   | <br>mm      | <br>kg |
| BELT247N | 0170586    | 1 | 105x260x210 | 1.44   |

## BELT247S

### SOCKET/PLUG TESTERS



- Socket/plug tester 24V - 7 pin
- User friendly and very quick
- 4 m long cable allows one person to do the test
- Applicable for 24S sockets
- CAN bus compatible

|          |            |   |             |        |
|----------|------------|---|-------------|--------|
|          | <br>731415 |   | <br>mm      | <br>kg |
| BELT247S | 0170593    | 1 | 105x260x210 | 1.44   |



## BELT2415

### SOCKET/PLUG TESTERS




- Socket/plug tester 24V - 15 pin
- User friendly and very quick
- 4 m long cable allows one person to do the test
- CAN bus compatible

|          |            |   |             |        |
|----------|------------|---|-------------|--------|
|          | <br>731415 |   | <br>mm      | <br>kg |
| BELT2415 | 0170609    | 1 | 105x260x210 | 1.44   |

## BELT1213

### SOCKET/PLUG TESTERS



- Socket/plug tester with simulator 12V - 13 pin
- User friendly and very quick
- Simulation mode for easy detection of damaged components
- 4 m long cable allows one person to do the test
- CAN bus compatible

|          |            |   |            |        |
|----------|------------|---|------------|--------|
|          | <br>731415 |   | <br>mm     | <br>kg |
| BELT1213 | 0170616    | 1 | 60x650x160 | 0.71   |

## BELT127

### SOCKET/PLUG TESTERS



- Socket/plug tester 12V - 7 pin
- User friendly and very quick
- 4 m long cable allows one person to do the test
- CAN bus compatible

|         |            |   |            |        |
|---------|------------|---|------------|--------|
|         | <br>731415 |   | <br>mm     | <br>kg |
| BELT127 | 0177899    | 1 | 60x650x160 | 0.38   |



## BELT10



### MISCELLANEOUS

- Lambda sensor tester
- Measures the functionality of the lambda sensor, allowing to test Zirconia lambda probes (0-1 V) and Titania (0-5 V)
- Simulates the lambda probe signal to verify the functionality of the ECU
- Fully protected against polarity inversion
- CAN bus compatible

|        |            |   |            |        |
|--------|------------|---|------------|--------|
|        | <br>731415 |   | <br>mm     | <br>kg |
| BELT10 | 0170623    | 1 | 60x650x160 | 0.71   |

## BELTKEY




### MISCELLANEOUS

- Infrared (IR) & radio frequency (RF) remote key tester
- Works with 433 MHz and 868 MHz
- User friendly, by pushing the button the device will show if the key works properly or not

|         |            |   |            |        |
|---------|------------|---|------------|--------|
|         | <br>731415 |   | <br>mm     | <br>kg |
| BELTKEY | 0177875    | 1 | 280x170x50 | 0.71   |

## BELP1224



### MISCELLANEOUS

- 12 V & 24 V peak protector
- Protects the vehicle from any electric peak generated in the car while welding, battery charging, etc
- User friendly, works connected to any polarity of the battery

|          |            |   |            |        |
|----------|------------|---|------------|--------|
|          | <br>731415 |   | <br>mm     | <br>kg |
| BELP1224 | 0177882    | 1 | 60x650x160 | 0.215  |



## BELTRP16

### MISCELLANEOUS



- Universal terminal tool set, 16 pcs
- The set covers the majority of the European cars fleet

|          |            |   |            |        |
|----------|------------|---|------------|--------|
|          | <br>731415 |   | <br>mm     | <br>kg |
| BELTRP16 | 0169917    | 1 | 265x60x215 | 0.9    |

# GARAGE EQUIPMENT



## BLE200

### LIGHT GARAGE EQUIPMENT




- Air vacuum cleaner
- Suitable for liquids and dust
- 2 engines
- Absorbing capacity: 5.6 m<sup>3</sup>/min
- 2 300 W
- Includes FRL
- 80 l tank
- 2 x 4.2 m hoses included
- Sanders are not included

|        |            |   |         |          |             |        |
|--------|------------|---|---------|----------|-------------|--------|
|        | <br>731415 |   | <br>V   | <br>inch | <br>mm      | <br>kg |
| BLE200 | 0169573    | 1 | 230-240 | 1/2"     | 865x610x960 | 75     |



## BLBT100

## LIGHT GARAGE EQUIPMENT




- Dual laser head light tester
- Laser alignment visor & pointer
- Standard and XENON headlights
- Digital luxometer
- Anti tilting robust base with 4 wheels for easy manoeuvring
- Height setting easy mechanism with block
- Working range:
  - Min. height: 240 mm
  - Max height : 1 400 mm
- Swivel bar allows 360° rotation of the body of the headlight over the axis of the bar which makes very appropriate for mounting over rail tracks
- Optional rail track BLBT100AC1
- CE and NFR63-801 approved

|         |            |   |              |        |
|---------|------------|---|--------------|--------|
|         | <br>731415 |   | <br>mm       | <br>kg |
| BLBT100 | 0179015    | 1 | 330x1700x630 | 40.5   |

## 1419-MD

## LIGHT GARAGE EQUIPMENT



- Magnetic dish 150 mm
- For easy storage of bolts, nuts and tools whilst working
- Magnetic rubber protected base will attach to any magnetic surface

|         |            |    |        |        |       |
|---------|------------|----|--------|--------|-------|
|         | <br>731415 |    | <br>mm | <br>mm | <br>g |
| 1419-MD | 8277352    | 36 | 150    | 150    | 300   |

## 2535F

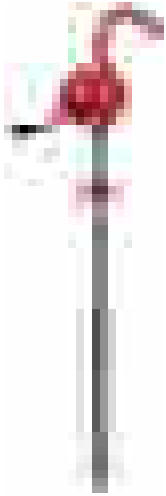
## LIGHT GARAGE EQUIPMENT



- Handle developed according to the scientific ERGO™ process
- Handle: 3-component handle, for maximum comfort and force transmission
- Blade finish: Chrome plated and polished
- 2535F1: Neodym magnet Ø 10 mm, capacity 1 kg/35 oz
- 2535F3: Neodym magnet Ø 17 mm, capacity 3 kg/106 oz

|        |            |   |        |        |        |        |       |
|--------|------------|---|--------|--------|--------|--------|-------|
|        | <br>731415 |   | <br>mm | <br>mm | <br>mm | <br>mm | <br>g |
| 2535F1 | 1064495    | 1 | 10     | 413    | 36x122 | 535    | 150   |
| 2535F3 | 0180233    | 1 | 17     | 413    | 36x122 | 535    | 170   |

## BOD70




### GREASE/LUBRICATION TOOLS & EQUIPMENT

- Rotary barrel pump
- For transfer of diesel and non corrosive petroleum based fluids of low to medium viscosity with stable flow
- For 50 to 205 l barrels with 1" thread
- Reversible
- Capacity: 250 ml/turn






|   |   |   |   |   |
|---|---|---|---|---|
|  | <br>731415 |  | <br>mm | <br>kg |
| BOD70   | 0169498   | 4   | 1330x250x230  | 6.740   |

## BOD60




### GREASE/LUBRICATION TOOLS & EQUIPMENT

- Level barrel pump
- For light and heavy oils and other non corrosive fluids
- For 50 to 205 l barrels with 1/2" and 2" threads
- Capacity: 300 ml/stroke






|   |   |   |   |   |
|---|---|---|---|---|
|  | <br>731415 |  | <br>mm | <br>kg |
| BOD60   | 0169481   | 1   | 55x165x650  | 2.24  |

## BOD5HD400



### GREASE/LUBRICATION TOOLS & EQUIPMENT

- Heavy duty universal grease pump
- Supplied with
  - Fixed metal extension of 150 mm
  - Flexible extension of 300 mm
  - Coupler of 4 jaws and 38 mm
- Capacity: 400 g cartridges
- Suitable for manual, cartridge and bulk fitting loading
- Pressure: 690 bar


|   |   |   |   |   |
|---|---|---|---|---|
|  | <br>731415 |  | <br>mm | <br>kg |
| BOD5HD400   | 0169467   | 1   | 66x390x100  | 1.594   |





## BOD5400/BOD5450

## GREASE/LUBRICATION TOOLS & EQUIPMENT



BOD5400



BOD5450

- Universal grease pumps
- Supplied with
  - Fixed metal extension of 150 mm
  - Flexible extension of 300 mm
  - Coupler of 4 jaws and 38 mm
- Capacity:
  - BOD5400: 400 g cartridges
  - BOD5450: 450 g cartridges
- Suitable for manual, cartridge and bulk fitting loading
- Pressure: 413 bar

|         | <br>731415 |   | <br>mm     | <br>kg |
|---------|------------|---|------------|--------|
| BOD5400 | 0169450    | 1 | 57x385x120 | 1.415  |
| BOD5450 | 0169474    | 1 | 61x425x135 | 1.415  |

## BOD4200/BOD4500

## GREASE/LUBRICATION TOOLS & EQUIPMENT



- Oil cans
- Brass pump
- Two steel valves
- Flexible and rigid spout included

|         | <br>731415 |   |     | <br>mm     | <br>kg |
|---------|------------|---|-----|------------|--------|
| BOD4200 | 0169436    | 1 | 0.2 | 63x127x111 | 0.23   |
| BOD4500 | 0169443    | 1 | 0.5 | 90x200x130 | 0.27   |



## BBS150

### WINDSCREEN TOOLS




- Double suction cups and belt set
- Cups:
  - 2 double suction cups of 120 mm diameter each
  - Total length 385 mm
  - Capacity: 150 kg
- 1 belt of 5 m x 25 mm



|        |                   |   |           |           |                   |             |
|--------|-------------------|---|-----------|-----------|-------------------|-------------|
|        |                   |   |           |           |                   |             |
| BBS150 | 731415<br>0169849 | 1 | mm<br>120 | mm<br>400 | mm<br>120x435x170 | kg<br>1.845 |

## BBS160

### WINDSCREEN TOOLS



- Universal windscreen wiper puller
- Extra thin grip forks
- Working dimension: 18 mm

|        |                   |   |                |            |
|--------|-------------------|---|----------------|------------|
|        |                   |   |                |            |
| BBS160 | 731415<br>0182305 | 1 | mm<br>30x65x30 | kg<br>0.14 |

## BBS50

### MISCELLANEOUS




- Car panel protector
- With magnets and suction cups ideal to use on aluminium as well as steel

|       |                   |   |               |            |
|-------|-------------------|---|---------------|------------|
|       |                   |   |               |            |
| BBS50 | 731415<br>0169863 | 1 | mm<br>900x580 | kg<br>0.62 |

## BBS20P12

### MISCELLANEOUS



- Universal trim removal set, 12 pcs
- Material: Nylon & fibreglass which makes them flexible but strong
- Multiple profiles for work on form and surface or shape

|          |                   |   |                  |             |
|----------|-------------------|---|------------------|-------------|
|          |                   |   |                  |             |
| BBS20P12 | 731415<br>0169856 | 1 | mm<br>18x290x165 | kg<br>0.150 |



## BBS100

### MISCELLANEOUS



- Universal air bag removal tool set, 12 pcs
- The profile of the tools make easy and safe removal of airbags
- Suitable for the majority of the European cars fleet

|   |   |  |   |   |
|---|---|--|---|---|
|  | <br>731415 |  | <br>mm | <br>kg |
| BBS100  | 0169870   | 1  | 44x260x150  | 1.240   |

## 2220

### MISCELLANEOUS



- Body work scrapers set, 4 pcs
- Dimensions:
  - 90 x 50 mm
  - 120 x 80 mm
  - 120 x 105 mm
  - 120 x 120 mm

|   |   |   |  |
|---|---|---|--|
|  | <br>841334 |  | <br>g |
| 22209004B   | 5401333   | 1   | 125  |



# HYDRAULIC & LIFTING EQUIPMENT

---

Bahco has a wide range of lifting and hydraulic equipment for all types of vehicles, engines and heavy parts. The range includes a foldable crane with numerous accessories, transmission jacks for the easy handling of engine and transmission boxes, and other important equipment such as hydraulic wheel-dolly and ram sets. There are also trolley jacks and air hydraulic jacks for quick lifting, and jack stands for holding cars and heavy vehicles once elevated.

# Chapter Index

---

|                      |         |
|----------------------|---------|
| CRANES & ACCESSORIES | 714     |
| JACKS & ACCESSORIES  | 715-723 |



# ICON INDEX



Capacity  
kg



Capacity  
ton



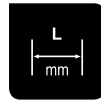
Minimum  
Entry Level  
mm



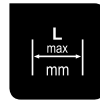
Maximum  
Height  
mm



Minimum  
Height  
mm



Length  
mm



Maximum  
Length  
mm



CE  
Certified



TUV  
Certified

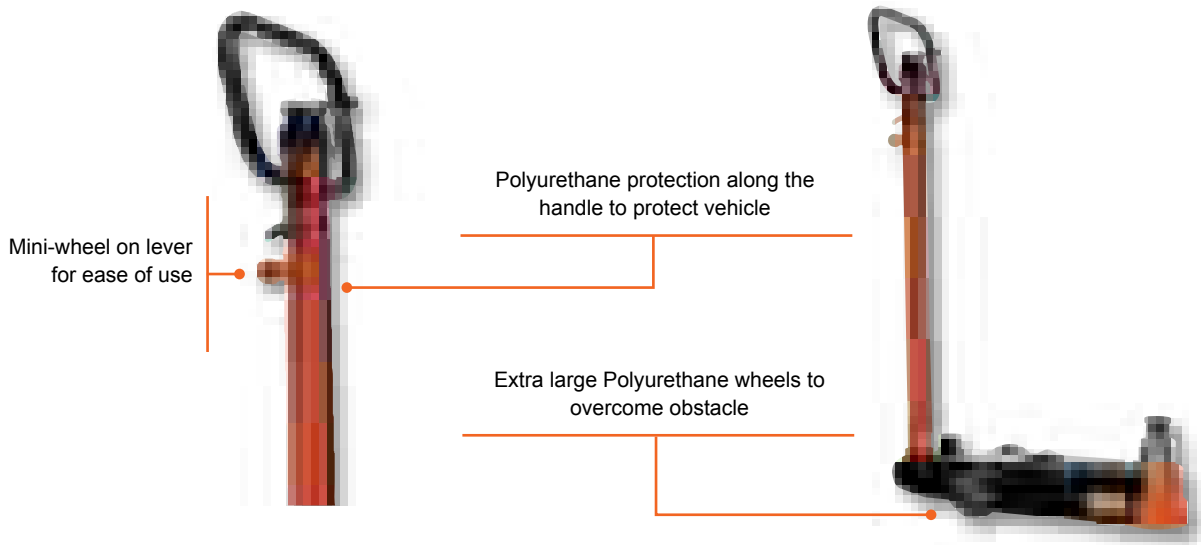
# TROLLEY JACKS



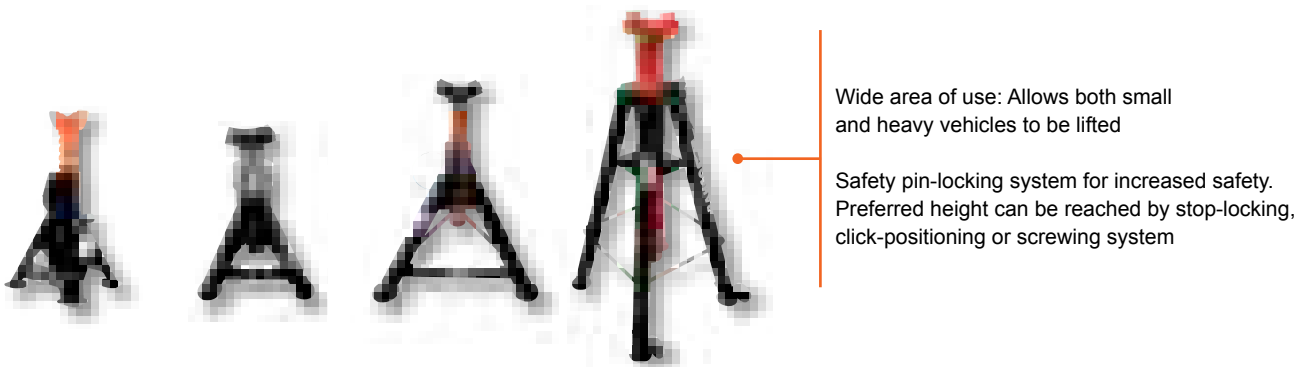
# AIR JACKS



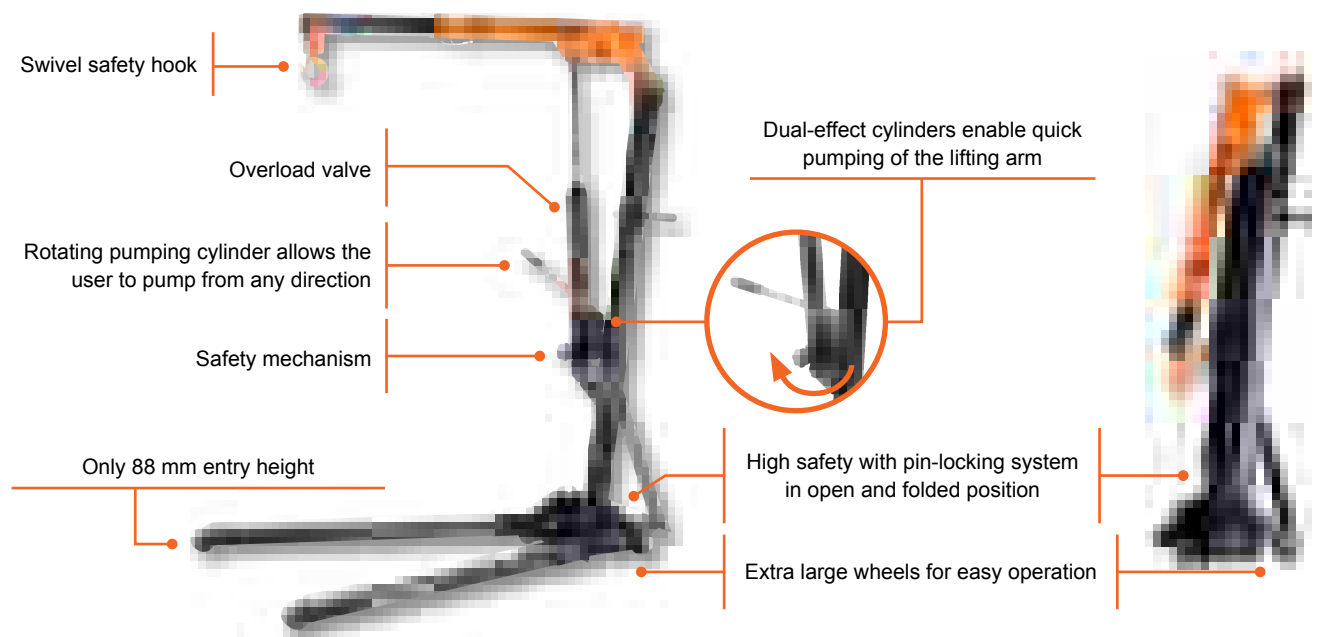
# AIR JACKS



# JACK STANDS



# CRANE








## BH6FC1000

### CRANES



- 1 T foldable crane
- Foldable body and 4 fixed positions of the lifting arm: 1000, 750, 500 and 250 kg
- Dual effect cylinder which decreases the number of pump strokes by 50%
- Min entry height: 88 mm
- Max hook height: 2000 mm
- Swivelling lever for easy and comfortable pumping from all positions
- "Dead man" safety mechanism
- Overload valve
- Swivel safety hook



|           |         |   |      |     |     |     |       |      |               |    |
|-----------|---------|---|------|-----|-----|-----|-------|------|---------------|----|
|           |         |   |      |     |     |     |       |      |               |    |
| BH6FC1000 | 0178650 | 1 | 1000 | 750 | 500 | 250 | 88 mm | ± 39 | 410x1.670x500 | 75 |



## BH6AC1-680

### CRANES' ACCESSORIES



- Adjustable engine sling
- Capacity: 680 kg
- Extra long
- Rapid angle adjustment
- Heavy duty welded sling chain & solid mounting plates
- Suitable accessory for BH6FC1000



|            |         |   |    |    |            |     |
|------------|---------|---|----|----|------------|-----|
|            |         |   | A  | B  |            |     |
| BH6AC1-680 | 0178667 | 1 | mm | mm | 70x680x220 | 6.7 |



## BH4

## BOTTLE JACKS



- Bottle jacks
- Welded housing
- Working conditions: -20 to 70°C

|       | 731415  |   | kg    | mm  | mm  | mm          | kg    |
|-------|---------|---|-------|-----|-----|-------------|-------|
| BH42  | 0178698 | 1 | 2000  | 172 | 372 | 185x130x110 | 3.95  |
| BH45  | 0178704 | 1 | 5000  | 212 | 468 | 225x135x120 | 5.05  |
| BH410 | 0178711 | 1 | 10000 | 220 | 483 | 230x150x145 | 7.56  |
| BH415 | 0178728 | 1 | 15000 | 231 | 498 | 240x165x150 | 10.12 |
| BH420 | 0178735 | 1 | 20000 | 241 | 521 | 250x180x170 | 13.32 |
| BH430 | 0178780 | 1 | 30000 | 244 | 492 | 270x195x185 | 16.11 |

## BH5SP300/BH5SP500

## TRANSMISSION JACKS




- Transmission jacks
- Single piston
- "Dead man" safety mechanism

|          | 731415  |   | kg  | mm   | mm   | mm           | kg |
|----------|---------|---|-----|------|------|--------------|----|
| BH5SP300 | 0170425 | 1 | 300 | 1160 | 1960 | 270x1080x255 | 31 |
| BH5SP500 | 0170432 | 1 | 500 | 1160 | 1960 | 280x1080x255 | 37 |

## BH5US500

## SADDLES



- Universal swivel saddle
- Capacity: 500 kg
- Heavy duty welded sling chains & solid mounting plates
- Suitable accessory for BH5SP300/BH5SP500

|          | 731415  |   | mm      | mm      | mm          | kg |
|----------|---------|---|---------|---------|-------------|----|
| BH5US500 | 0170449 | 1 | 305-365 | 480-585 | 240x960x340 | 14 |



## BH11500

### TROLLEY JACKS



- 1.5 T low entrance trolley jack
- Extra large rounded foot pedal for ease of use in any position
- Dual pistons which decreases the number of pump strokes by 50%
- Piston dust cover
- Polyurethane steel covered wheels
- Rubber saddle
- Storage tray
- Safety pressure valve
- Safety lowering valve




|         |            |   |       |            |            |        |        |        |   |             |        |
|---------|------------|---|-------|------------|------------|--------|--------|--------|---|-------------|--------|
|         | <br>731415 |   | <br>t | <br>MIN mm | <br>MAX mm | <br>mm | <br>mm | <br>mm |   | <br>mm      | <br>kg |
| BH11500 | 0178797    | 1 | 1.5   | 70         | 610        | 945    | ± 10   | 119    | X | 190x940x415 | 51     |

## BH12000

### TROLLEY JACKS



- 2 T low entrance trolley jack
- Extra large rounded foot pedal for ease of use in any position
- Dual pistons which decreases the number of pump strokes by 50%
- Piston dust cover
- Polyurethane steel covered wheels
- Rubber saddle
- Storage tray
- Safety pressure valve
- Safety lowering valve



|         |            |   |       |            |            |        |        |        |   |             |        |
|---------|------------|---|-------|------------|------------|--------|--------|--------|---|-------------|--------|
|         | <br>731415 |   | <br>t | <br>MIN mm | <br>MAX mm | <br>mm | <br>mm | <br>mm |   | <br>mm      | <br>kg |
| BH12000 | 0178803    | 1 | 2     | 70         | 490        | 790    | ± 10   | 119    | X | 180x790x400 | 44.6   |



## BH1A2500

### TROLLEY JACKS



- 2.5 T aluminium trolley jack
- 100 % aluminium body and lifting arm
- Storage tray
- Detachable handle
- Safety pressure valve
- Safety lowering valve

|          |         |   |     |    |     |     |   |     |   |             |    |
|----------|---------|---|-----|----|-----|-----|---|-----|---|-------------|----|
|          |         |   |     |    |     |     |   |     |   |             |    |
| BH1A2500 | 0170555 | 1 | 2.5 | 95 | 485 | 740 | 6 | 120 | X | 800x370x200 | 25 |

## BH13000

### TROLLEY JACKS



- 3 T compact trolley jack
- Extra large rounded foot pedal for ease of use in any position
- Dual pistons which decreases the number of pump strokes by 50%
- Piston dust cover
- Polyurethane steel covered wheels
- Rubber saddle
- Storage tray
- Safety pressure valve
- Safety lowering valve

|         |         |   |   |    |     |     |      |     |   |             |      |
|---------|---------|---|---|----|-----|-----|------|-----|---|-------------|------|
|         |         |   |   |    |     |     |      |     |   |             |      |
| BH13000 | 0178810 | 1 | 3 | 90 | 552 | 820 | ± 10 | 119 | x | 200x710x390 | 50.5 |



## BH15000

### TROLLEY JACKS

- 5 T extra long trolley jack
- 3 fixed lever positions
- Safety pressure valve
- Safety lowering valve



|         |            |   |       |            |            |        |        |        |   |              |        |
|---------|------------|---|-------|------------|------------|--------|--------|--------|---|--------------|--------|
|         | <br>731415 |   | <br>t | <br>MIN mm | <br>MAX mm | <br>mm | <br>mm | <br>mm |   | <br>mm       | <br>kg |
| BH15000 | 0170531    | 1 | 5     | 150        | 680        | 1505   | 50     | 130    | X | 330x1530x410 | 115    |

## BH110000

### TROLLEY JACKS

- 10 T extra long trolley jack
- 3 fixed lever positions
- Safety pressure valve
- Safety lowering valve



|          |            |   |       |            |            |        |        |        |   |              |        |
|----------|------------|---|-------|------------|------------|--------|--------|--------|---|--------------|--------|
|          | <br>731415 |   | <br>t | <br>MIN mm | <br>MAX mm | <br>mm | <br>mm | <br>mm |   | <br>mm       | <br>kg |
| BH110000 | 0170548    | 1 | 10    | 160        | 685        | 1637   | 105    | 150    | X | 355x1660x510 | 170    |



## BH23015C

## AIR HYDRAULIC JACKS

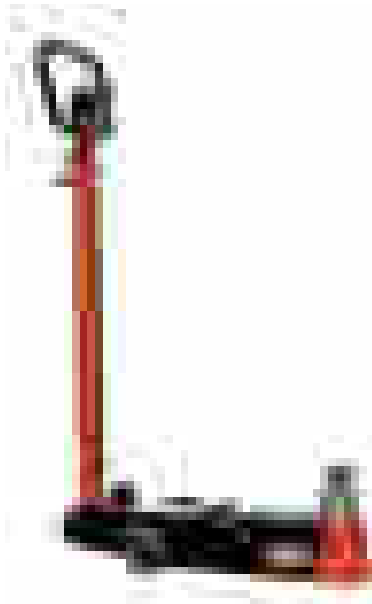


- 30/15 T air hydraulic compact jack
- Detachable handle
- Extra large polyurethane wheels
- Two saddle adaptors included
  - 45 mm
  - 75 mm
- Product weight: 33 kg
- Safety pressure valve

|          |        |   |    |     |     |             |             |   |             |    |
|----------|--------|---|----|-----|-----|-------------|-------------|---|-------------|----|
|          |        |   |    |     |     |             |             |   |             |    |
| BH23015C | 731415 | 1 | 30 | 150 | 292 | 224 mm/30 T | 292 mm/15 T | - | 280x700x360 | 35 |

## BH23015

## AIR HYDRAULIC JACKS



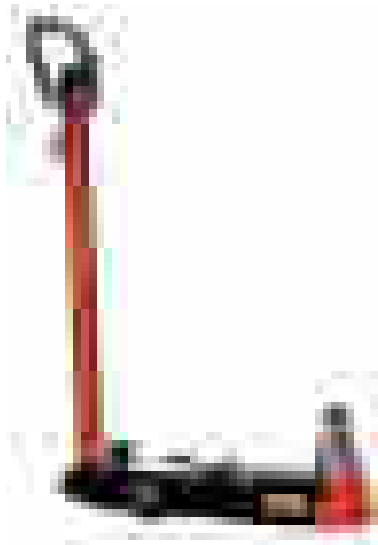
- 30/15 T air hydraulic jack
- Extra large polyurethane wheels
- Two saddle adaptors included
  - 45 mm
  - 75 mm
- Product weight: 46 kg
- Safety pressure valve

|         |        |   |    |     |     |             |             |   |             |    |
|---------|--------|---|----|-----|-----|-------------|-------------|---|-------------|----|
|         |        |   |    |     |     |             |             |   |             |    |
| BH23015 | 731415 | 1 | 30 | 150 | 289 | 223 mm/30 T | 289 mm/15 T | - | 280x700x360 | 75 |



## BH2402010

### AIR HYDRAULIC JACKS



- 40/20/10 T air hydraulic jack
- Extra large polyurethane wheels
- Two saddle adaptors included
  - 45 mm
  - 75 mm
- Product weight: 44 kg
- Safety pressure valve



BH2402010 0178766 1 40 125 399 183 mm/40 T 233 mm/20 T 287 mm/10 T 300x1350x290 52

## BH2604020

### AIR HYDRAULIC JACKS



- 60/40/20 T air hydraulic compact jack
- Extra large polyurethane wheels
- Two saddle adaptors included
  - 45 mm
  - 75 mm
- Product weight: 69 kg
- Safety pressure valve



BH2604020 0178773 1 60 150 312 206 mm/60 T 255 mm/40 T 312 mm/20 T 300x1350x290 76

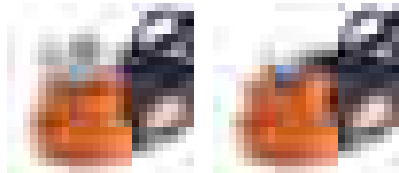


## BH2AC60

### AIR HYDRAULIC JACKS



- Universal saddles
- Heavy duty
- Machined



BH2AC60-140

BH2AC60V110

|             | <br>731415 |   |   |   | <br>mm      | <br>kg |
|-------------|------------|---|---|---|-------------|--------|
| BH2AC60V110 | 0178933    | 1 | X |   | 100x150x150 | 1      |
| BH2AC60-140 | 0168958    | 1 |   | X | 100x150x150 | 1      |

## BH33000/BH36000

### JACK STANDS



- Jack stand pair
- Click positioning system
- Safety pin
- Extra large feet

|         | <br>731415 |   | <br>kg | <br>mm | <br>mm | <br>mm      | <br>kg |
|---------|------------|---|--------|--------|--------|-------------|--------|
| BH33000 | 0178674    | 1 | 3000   | 288    | 425    | 360x225x205 | 7      |
| BH36000 | 0178681    | 1 | 6000   | 395    | 605    | 460x310x265 | 13.2   |

## BH3HD

### JACK STANDS



BH3HD8000

BH3HD12000

BH3HD16000

BH3HD20000

- Jack stands
- Safety pin (BH3HD1200 is equipped with a knob bearing system)

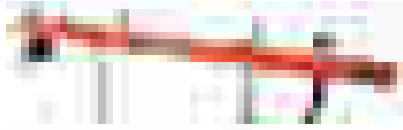
|            | <br>731415 |   | <br>kg | <br>mm | <br>mm | <br>mm      | <br>kg |
|------------|------------|---|--------|--------|--------|-------------|--------|
| BH3HD8000  | 0170494    | 2 | 8000   | 385    | 600    | 435x442x44  | 9.4    |
| BH3HD12000 | 0170500    | 2 | 12000  | 345    | 515    | 305x370x340 | 12.38  |
| BH3HD16000 | 0170524    | 2 | 16000  | 480    | 720    | 440x500x450 | 18.85  |
| BH3HD20000 | 0170517    | 1 | 20000  | 745    | 1200   | 470x800x470 | 35.5   |





## BH8AC1-500

### MISCELLANEOUS



- Engine support bar
- Capacity: 500 kg
- Features 2 adjustable heavy duty hooks
- Tilting mechanism
- Suitable accessory for BH6FC1000



|            |            |   |             |            |        |
|------------|------------|---|-------------|------------|--------|
|            | <br>731415 |   | <br>L<br>mm | <br>mm     | <br>kg |
| BH8AC1-500 | 0170463    | 1 | 1700        | 70x680x220 | 6.7    |

## BH8AC2-450

### MISCELLANEOUS



- Geared engine stand
- Capacity: 450 kg
- Features a unique 63: 1 gear ratio
- Foldable
- Adjustable engine locking pins
- Swivel wheels with brakes

|            |            |   |        |         |         |         |         |             |        |
|------------|------------|---|--------|---------|---------|---------|---------|-------------|--------|
|            | <br>731415 |   | <br>kg | A<br>mm | B<br>mm | C<br>mm | D<br>mm | <br>mm      | <br>kg |
| BH8AC2-450 | 0170470    | 1 | 450    | 926     | 910     | 945     | 510     | 240x960x340 | 41.5   |

## BH8AC3-500

### MISCELLANEOUS




- Hydraulic wheel dolly
- Capacity:
  - 500 kg
  - Entry height: 80 – 615 mm
  - Opening width: 201 – 602 mm
- Quick lift ram to raise wheel and to enable quick assembly
- Foot pedal raise, "dead man" release valve
- Number of strokes: 37

|            |            |   |         |         |         |         |         |               |        |
|------------|------------|---|---------|---------|---------|---------|---------|---------------|--------|
|            | <br>731415 |   | A<br>mm | B<br>mm | C<br>mm | D<br>mm | E<br>mm | <br>mm        | <br>kg |
| BH8AC3-500 | 0170487    | 1 | 80-615  | 201-602 | 495     | 80      | 120     | 1000x1008x995 | 88.5   |




## BH8PR

## MISCELLANEOUS



BH8PR4000








BH8PR10000



BH8PR10000

- Portable ram sets
- Quick click assembling system for easier and faster operation
- Includes:
  - Hand pump
  - Hose
  - Cylinder ram
  - Spreader ram
  - Rubber head
  - Rubber faced flat base
  - 90° V-base
  - Serrated saddle
  - Male thread adaptor
  - A wide selection of extension tubes
- 10 T version cases equipped with wheels
- Capacity:
  - BH8PR10000: 10 T
  - BH8PR4000: 4 T

|  | <br>731415 |  | <br>mm | <br>kg |
|---|---|---|---|---|
| BH8PR10000  | 0178957   | 1   | 180x590x370   | 20  |
| BH8PR4000   | 0178940   | 1   | 215x1030x500  | 38.5  |

# LIGHTING

---

Bahco lighting offers powerful, professional lamps for use in various operations to provide the appropriate lighting wherever you work. We supply a wide range, from small, lightweight cordless handlamps that can be used almost anywhere, to specialist lamps for use in under-bonnet service and task lamps to light larger work areas.

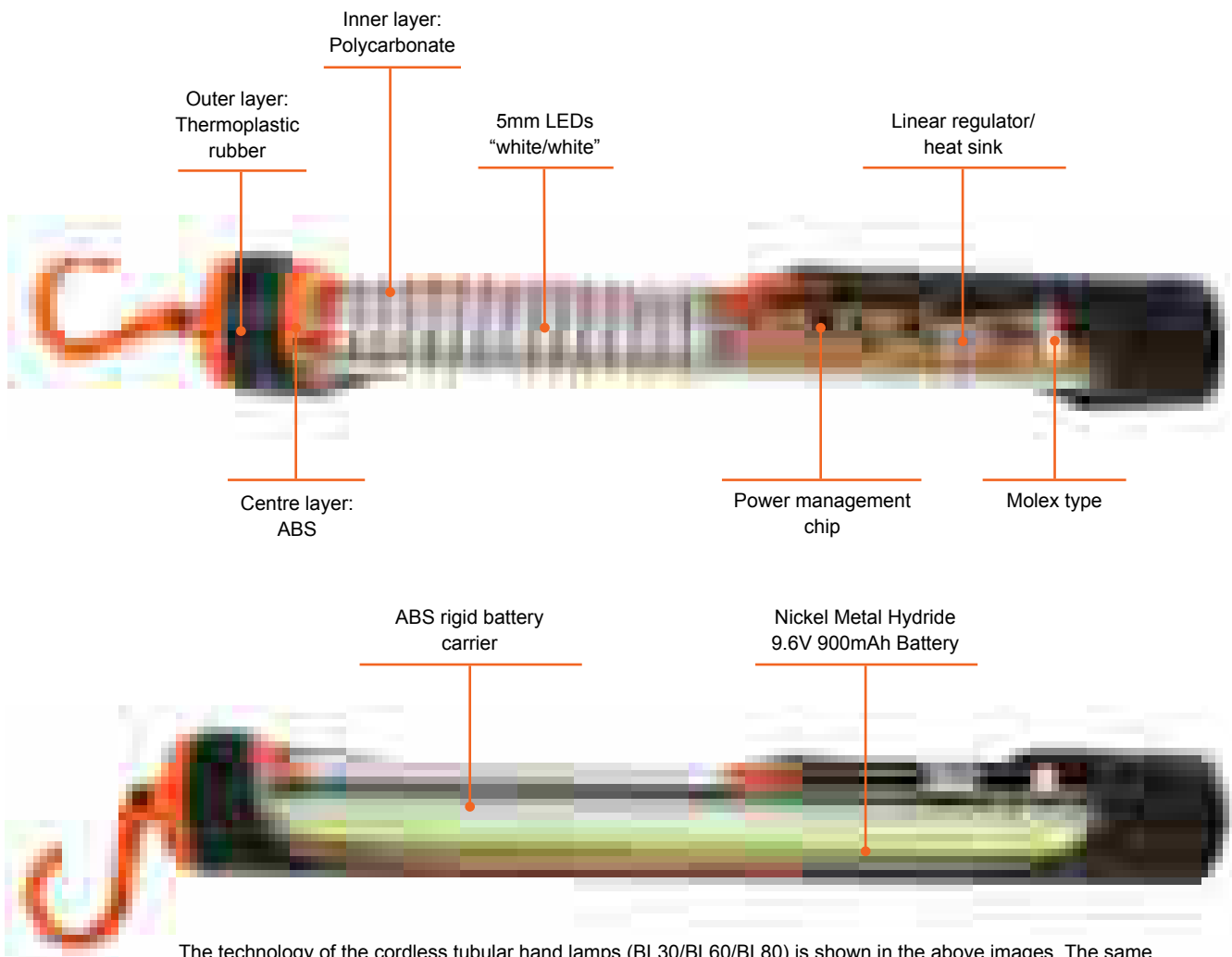
# Chapter Index

---

|                                 |         |
|---------------------------------|---------|
| CORDLESS LIGHTING & ACCESSORIES | 728-730 |
| CORDED LIGHTING & ACCESSORIES   | 730-731 |



# CORDLESS HAND LAMPS



The technology of the cordless tubular hand lamps (BL30/BL60/BL80) is shown in the above images. The same electronic design and specifications also apply to the compact cordless hand lamp (BL15).

## CONSTRUCTION

- 3 layers; Polycarbonate tube with moulded in PCB slide mounting, ABS centre and TPR outer

## ELECTRONICS



- Digital Power Management driving super white phosphor LEDs for longer life span of the lamp

## CABLE MANAGEMENT

- Solder-free Molex connection for impact resistant operation

## BATTERY TECHNOLOGY

- 8 x 1.2V battery cells are sealed and encased in a rigid battery carrier clipped to the PCB secured in the tube
- The Metal Nickel battery is managed by the power chip driving the LEDs at peak efficiency in all conditions
- The power chip device ensures the LEDs are not overdriven regardless of the battery status
- Maintains a universal light output in all conditions and extends the life of the lamp



### **BL15 COMPACT CORDLESS HAND LAMP 15 LEDs**

**For even the most confined areas**

- Compact and lightweight
- Strap, magnet, clip and charger base
- Bright light of 1000 LUX



### **BLW84W CORDED TASK LAMP 84W**

**Powerful both indoors and outdoors**



- Equipped with an ON/OFF switch and a positional mounting arm
- Practical with easy access to the bulbs and fully replaceable parts
- Powerful yet safe with high IP-rating [IP54]



### **BLX120 CORDLESS UNDER BONNET LIGHT, 120 LEDs**

**Ideal for mechanics**

- Cordless for flexible usage
- 120 powerful white LEDs
- Strong PC tube and with PVC in handle end cap





## BL30/BL60/BL80



### LAMPS

- Cordless tubular LED lamps
- Triple layer construction
- Temperature and chemical resistant
- Operating time; 4 hours (BL30 & BL60) and 3.5 hours (BL80)
- Charging time: 1.5h (Ni-Mh)
- LUX output:
  - BL30: 1.200 LUX
  - BL60: 1.700 LUX
  - BL80: 2.000 LUX
- IP Rating: 54

|      | <br>731415 |   | <br>mm     | <br>mm | <br>kg |
|------|------------|---|------------|--------|--------|
| BL30 | 0164349    | 1 | 60x351x110 | 351    | 0.35   |
| BL60 | 0164356    | 1 | 60x395x120 | 395    | 0.42   |
| BL80 | 0164363    | 1 | 60x437x120 | 437    | 0.48   |

## BL15




### LAMPS

- 15 LED cordless compact lamp
- Dual layer construction
- Temperature and chemical resistant
- Operating time: 6 hours
- Charging time: 3 hours (Ni-Mh)
- LUX output: 1.000
- IP-Rating: 65
- Holder magnet included

|      | <br>731415 |   | <br>mm    | <br>mm | <br>kg |
|------|------------|---|-----------|--------|--------|
| BL15 | 0164332    | 1 | 75x355x85 | 181    | 0.175  |

## BLX120




### LAMPS

- 120 LED cordless under bonnet lamp
- Operating time: 3 h
- Charging time: 2.5 h (Ni-Mh)
- LUX output: 500
- IP Rating: 54
- Telescopic system with hook on one side
  - Min length: 1260 mm
  - Max length: 2030 mm

|        | <br>731415 |   | <br>mm      | <br>kg |
|--------|------------|---|-------------|--------|
| BLX120 | 0164400    | 1 | 90x1185x185 | 2.6    |



## BL30/60/80 WC




### ACCESSORIES

- Universal wall charger for BL30, BL60 and BL80

|           | <br>731415 |   | <br>mm | <br>kg |
|-----------|------------|---|--------|--------|
| BL30WC    | 0185672    | 1 | 80x70  | 0.14   |
| BL60/80WC | 0185696    | 1 | 80x70  | 0.14   |

## BL30/60/80CLC



### ACCESSORIES

- 12 V Outlet for BL30, BL60 and BL80

|               | <br>731415 |   | <br>mm | <br>kg |
|---------------|------------|---|--------|--------|
| BL30/60/80CLC | 0185689    | 1 | 90x35  | 0.04   |

## BL15WC




### ACCESSORIES

- Wall charger for BL15

|        | <br>731415 |   | <br>mm | <br>kg |
|--------|------------|---|--------|--------|
| BL15WC | 0185634    | 1 | 80x70  | 0.12   |

## BL15CLC



### ACCESSORIES

- 12/24 V Cigarette lighter charger for BL15

|         | <br>731415 |   | <br>mm | <br>kg |
|---------|------------|---|--------|--------|
| BL15CLC | 0185641    | 1 | 90x35  | 0.04   |

## BL15MAG



### ACCESSORIES

- Magnet for BL15

|         | <br>731415 |   | <br>mm | <br>kg |
|---------|------------|---|--------|--------|
| BL15MAG | 0185658    | 1 | 18x29  | 0.02   |





## CORDLESS LIGHTING & ACCESSORIES

### BL15BASE

### ACCESSORIES




- Charging dock for BL15

|          |            |   |          |        |
|----------|------------|---|----------|--------|
|          | <br>731415 |   | <br>mm   | <br>kg |
| BL15BASE | 0185665    | 5 | 65x75x85 | 0.10   |

### BLX120WC

### ACCESSORIES



- Universal wall charger for BLX120

|          |            |   |           |        |
|----------|------------|---|-----------|--------|
|          | <br>731415 |   | <br>mm    | <br>kg |
| BLX120WC | 0169054    | 1 | 50x265x55 | 0.215  |



## CORDED LIGHTING & ACCESSORIES

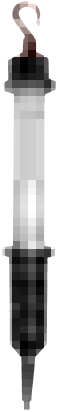
### BLW42W/BLW84W

### LAMPS



- Corded task lamps
- Shock proof ABS body housing
- Compact fluorescent bulbs
- 26W, 32W, 42W bulb capability
- Bulb base fitting: GX24q-4 (BLW42W) and GX24q-5 (BLW84W)
- BLW42W supplied with 1 x 42 W bulbs
- BLW84W supplied with 2 x 42 W bulbs
- 5 m cable type (replaceable)
- LUX Rating:
  - BLW42W: 685
  - BLW84W: 1200
- IP Rating: 54
- 230 V output

|        |            |   |       |             |        |
|--------|------------|---|-------|-------------|--------|
|        | <br>731415 |   | <br>V | <br>mm      | <br>kg |
| BLW42W | 0164387    | 1 | 230   | 370x270x200 | 3.7    |
| BLW84W | 0164394    | 1 | 230   | 370x270x200 | 3.8    |

**BL11W****LAMPS**

- Corded hand lamp 11 W, 230 V
- LUX output: 600
- IP Rating: 54
- Chemical resistant
- 5 m cable
- Anti-roll proof

|   |   |  |          |   |   |
|---|---|--|----------|---|---|
|  | <br>731415 |  | <b>V</b> | <br>mm | <br>kg |
| BL11W   | 0164370   | 1  | 230      | 55x448x120  | 0.72  |

# INSPECTION TOOLS

---

Bahco has developed a range of inspection tools for the professionals who need to see into the most narrow and remote places and even in the roughest working conditions. They help you to see everything, everywhere.

## **One device - numerous applications**

Bahco inspection tools can be used in various application areas. Such as:

### **Automotive**

Engine, body, dash board, transmission, fuel system, tank, etc.

### **Aviation**

Engine, turbine, interior, fuel tank, etc.

### **Heating, Ventilation and Sanitary**

Air condition systems, ventilation systems, sewage systems, fireplaces, ovens, etc.

### **Hydraulic**

Leakages, etc.

### **Law enforcement**

Customs, drugs, house searches, espionage, contraband, intelligence, etc.

### **Pest control**

Wasp nests, bird nests, parasite attacks, etc.

### **Piping**

Leakages, foreign objects identification, welding seams, etc.

# Chapter Index


---

|                          |         |
|--------------------------|---------|
| ENDOSCOPES & ACCESSORIES | 736-737 |
| STETHOSCOPE              | 738     |





# BORESCOPE

Hand-held is designed for inspection of pipes, engines, ventilation systems and other hard to reach areas.



# VIDEOSCOPE

Bahco BE210 hand-held videoscope can be used for the documentation of any kind of inspection job. The narrow camera lens cable gives access to almost all hard-to-reach areas.










## BE210

### ENDOSCOPES



- Videoscope
- Take snapshots and record videos all at the same time. Pictures can be mirrored and reflected directly in the device
- Digital zoom
- Export pictures and videos easily to a PC or TV
- 3.5" colour TFT LCD screen with 3200 x 240 pixels
- 60° field-of-view (FOV), 1-5.5 cm depth-of-view (DOV)
- Multilingual software is available in 21 languages
- The robust plastic case includes:
  - One videoscope device
  - 1 m, Ø 5.8 mm semi-rigid cable
  - 1 GB memory card
  - Mirror modules 35°, 45°, 55° and one magnet module
  - Anti-slip rubber protector
  - Screen cleaner
  - Mini USB cable
  - Charger
  - Spare parts: Battery (ZHVIDEOBAT), charger (ZHVIDEOCHA)


|  | <br>731415 |  | <br>mm | <br>kg |
|---|---|--|---|---|
| BE210   | 0165155   | 1  | 120x410x335   | 2.7   |
| ZHVIDEOBAT  | 9180244   | 1  | 42x76x70  | 0.2   |
| ZHVIDEOCHA  | 9180237   | 1  | 42x76x70  | 0.25  |

## BE200

### ENDOSCOPES



- Endoscope
- 2.5" colour TFT LCD screen with 320 x 240 pixels
- Includes:
  - 1 m long, Ø 8 mm semi-rigid cable
  - Mirror modules, 35°, 45°, 55° and one magnet module
  - Anti-slip rubber protector
  - Screen cleaner
  - 4 AA batteries

|  | <br>731415 |  | <br>mm | <br>kg |
|---|---|--|---|---|
| BE200   | 0165148   | 1  | 120x410x335   | 2.3   |



## BE200C

## FIBRE OPTIC CABLES



BE200CAB250SH




- Lens cables
- Suitable for BE200 and BE210
- Material:
  - a = semi rigid
  - b = flexible
  - c = plumbing spring cable

|                 | <br>731415 |   | $\varnothing$<br>mm | $L$<br>mm |   |      |
|-----------------|------------|---|---------------------|-----------|---|------|
| BE200CAB250SH10 | 0165452    | 1 | 25                  | 10        | c | 3.30 |
| BE200CAB250SH25 | 0165469    | 1 | 25                  | 25        | c | 3.76 |
| BE200CAB250SH3  | 0165445    | 1 | 25                  | 3         | c | 2.85 |
| BE200CAB40F1    | 0165391    | 1 | 4                   | 1         | b | 1.23 |
| BE200CAB55F1    | 0165407    | 1 | 5.5                 | 1         | b | 1.27 |
| BE200CAB55F3    | 0165414    | 1 | 5.5                 | 3         | b | 1.49 |
| BE200CAB58SR1   | 0165421    | 1 | 5.8                 | 1         | a | 1.31 |
| BE200CAB58SR3   | 0165438    | 1 | 5.8                 | 3         | a | 1.59 |
| BE200CAB80SR1   | 0165384    | 1 | 8                   | 1         | a | 1.40 |
| BE200CAB80SR3   | 0165476    | 1 | 8                   | 3         | a | 1.65 |

## BE200M

## ENDOSCOPE ACCESSORIES



- Mirrors and magnetic tips

|              | <br>731415 |   | $\angle$ | $\varnothing$<br>mm |   |     |
|--------------|------------|---|----------|---------------------|---|-----|
| BE200MAG55   | 0165513    | 1 | -        | 5.5, 5.8            | x | 100 |
| BE200MAG80   | 0165551    | 1 | -        | 8                   | x | 100 |
| BE200MIR5535 | 0165483    | 1 | 35°      | 5.5, 5.8            | - | 100 |
| BE200MIR5545 | 0165490    | 1 | 45°      | 5.5, 5.8            | - | 100 |
| BE200MIR5555 | 0165506    | 1 | 55°      | 5.5, 5.8            | - | 100 |
| BE200MIR8035 | 0165520    | 1 | 35°      | 8                   | - | 150 |
| BE200MIR8045 | 0165537    | 1 | 45°      | 8                   | - | 100 |
| BE200MIR8055 | 0165544    | 1 | 55°      | 8                   | - | 100 |






# STETHOSCOPE

BE220

## STETHOSCOPE




- Electronic stethoscope
- Includes:
  - Head phones
  - 6 sensors and cables
  - Direct hand bore
  - 2 batteries 9 V

|       |            |   |             |        |
|-------|------------|---|-------------|--------|
|       | <br>731415 |   | <br>mm      | <br>kg |
| BE220 | 0170005    | 1 | 135x350x260 | 2.96   |

5050

## STETHOSCOPE



- Stethoscope
- Steel probe

|      |            |   |        |       |
|------|------------|---|--------|-------|
|      | <br>731415 |   | <br>mm | <br>g |
| 5050 | 1083359    | 1 | 1000   | 155   |



# EXTRACTORS & PULLERS

---

Bahco offers a range of pullers and extractors for a wide variety of applications. Made of special steel with a galvanized finish, they allow the quick, easy, non-damaging removal of pulleys, gears, ball bearings etc. The standard two-, three- and multi-arm pullers are ideal for both internal and external jobs, with features such as flat legs and bodies for work in confined spaces.

The range includes hydraulic pullers and rams, ball-joint pullers, stud extractors, hub pullers, pullers for separators, nut splitters and extractors for specialist operations.

Bahco also offers sets developed for car maintenance, including special pry bars for cylinder heads and gears, and for loosening rust-bound parts and ball bearings.

**More pullers and extractors can be found in the chapter on Automotive Speciality Tools and Equipment.**

# Chapter Index

---

|            |         |
|------------|---------|
| EXTRACTORS | 742-761 |
| PRY BARS   | 762-763 |

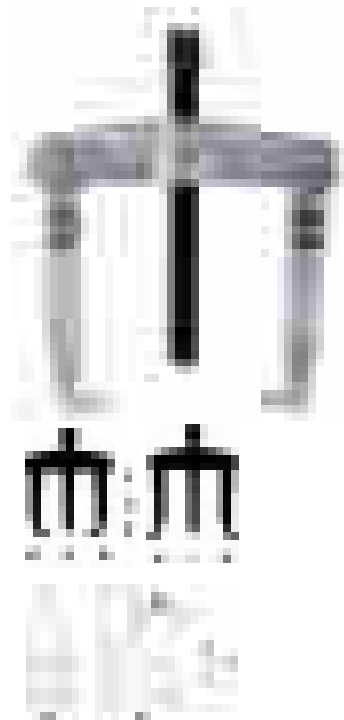




## 4532

### UNIVERSAL 2 ARM PULLERS

- Extractor: 2 arms
- Finish: Galvanised, with induction hardened spindle from 4532-C, D, E, F, G and H
- Arms and yokes are drop-forged
- Material: Special steel
- By reversing the arms, the extractor can be used as internal or external
- The large claw surfaces offer many advantages for careful and quick removal of pulleys, gears, ball bearings etc.
- Arms always grip parallel to each other
- Arm tip is flat and leg body is narrow

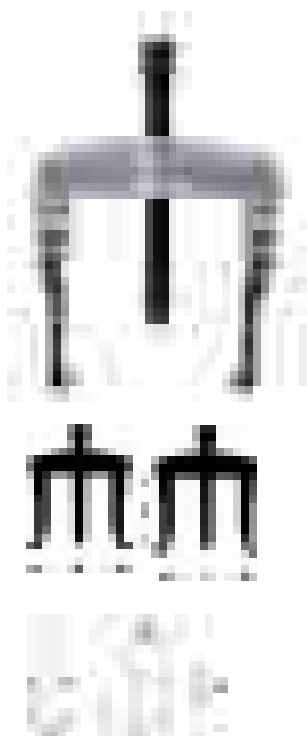


|        |         |   | a<br>mm | b<br>mm | c<br>mm |     |      |     | A<br>mm | B<br>mm | C<br>mm | D<br>mm |                 |    |       |
|--------|---------|---|---------|---------|---------|-----|------|-----|---------|---------|---------|---------|-----------------|----|-------|
|        | 731415  |   |         |         |         | Nm  | Tn   | KN  |         |         |         |         | mm              | mm | g     |
| 4532-A | 1082109 | 1 | 25-80   | 100     | 70-130  | 80  | 4.5  | 45  | 3       | 13      | 25      | 20      | M14x1.5x135     | 17 | 1000  |
| 4532-B | 1082116 | 1 | 25-130  | 100     | 80-180  | 80  | 4.5  | 45  | 3       | 13      | 25      | 20      | M14x1.5x135     | 17 | 1200  |
| 4532-C | 1082123 | 1 | 50-160  | 150     | 105-220 | 190 | 6.5  | 65  | 4       | 16      | 35      | 25      | R1/2"x14Gg.x210 | 22 | 3000  |
| 4532-D | 1082130 | 1 | 60-200  | 150     | 120-270 | 190 | 6.5  | 65  | 4       | 16      | 35      | 25      | R1/2"x14Gg.x210 | 22 | 3200  |
| 4532-E | 1082147 | 1 | 80-250  | 200     | 160-330 | 360 | 11.0 | 110 | 5       | 25      | 54      | 35      | R3/4"x14Gg.x265 | 27 | 7000  |
| 4532-F | 1082154 | 1 | 80-350  | 200     | 160-420 | 360 | 11.0 | 110 | 5       | 25      | 54      | 35      | R3/4"x14Gg.x265 | 27 | 8000  |
| 4532-G | 1082161 | 1 | 110-520 | 200     | 195-600 | 360 | 13.0 | 130 | 5       | 25      | 54      | 35      | R3/4"x14Gg.x265 | 27 | 14000 |
| 4532-H | 1719999 | 1 | 170-640 | 225     | 260-715 | 400 | 18.0 | 180 | 10      | 33      | 55      | 50      | R1"x11Gg.x305   | 36 | 23000 |

## 4532-0

### UNIVERSAL 2 ARM PULLERS

- Extractor: 2 arms
- Finish: Galvanised
- Arms and yokes are drop-forged. Leg tips in gunmetal finish
- Material: Special steel
- By reversing the arms, the extractor can be used as internal or external
- The claw is milled to a slender and pointed form for easy access in confined spaces, for use in the automotive industry
- Legs always grip parallel to each other
- Leg tip is flat, leg body is narrow



|        |         |   | a<br>mm | b<br>mm | c<br>mm |    |     |    | A<br>mm | B<br>mm | C<br>mm | D<br>mm |             |    |      |
|--------|---------|---|---------|---------|---------|----|-----|----|---------|---------|---------|---------|-------------|----|------|
|        | 731415  |   |         |         |         | Nm | Tn  | KN |         |         |         |         | mm          | mm | g    |
| 4532-0 | 1719722 | 1 | 20-90   | 100     | 70-130  | 80 | 4.5 | 45 | 3.6     | 6       | 13      | 27      | M14x1.5x135 | 17 | 1000 |



## 4532K0

## UNIVERSAL 2 ARM PULLERS



- Pair of spare arms in standard length 4532 series
- Finish: Galvanised, leg tips in gunmetal finish
- Material: Special steel

|        | <br>731415 |   |        | <br>L<br>mm | A<br>mm | B<br>mm | C<br>mm | D<br>mm | <br>g |
|--------|------------|---|--------|-------------|---------|---------|---------|---------|-------|
| 4532K0 | 1720063    | 1 | 4532-0 | 100         | 3.6     | 6       | 13      | 27      | 500   |

## 4532K

## PAIR OF SPARE ARMS IN STANDARD LENGTHS



- Pair of spare arms in standard length 4532 series
- Finish: Galvanised, leg tips in gunmetal finish
- Material: Special steel

|        | <br>731415 |   |          | <br>L<br>mm | A<br>mm | B<br>mm | C<br>mm | D<br>mm | <br>g |
|--------|------------|---|----------|-------------|---------|---------|---------|---------|-------|
| 4532K1 | 1082185    | 1 | 4532-A-B | 100         | 3       | 13      | 25      | 20      | 500   |
| 4532K2 | 1082192    | 1 | 4532-C-D | 150         | 4       | 16      | 35      | 25      | 1300  |
| 4532K3 | 1082208    | 1 | 4532-E-G | 200         | 5       | 25      | 54      | 35      | 3200  |
| 4532K4 | 1720148    | 1 | 4532-H   | 225         | 10      | 33      | 55      | 50      | 4300  |

## 4532LK

## PAIR OF SPARE ARMS IN SPECIAL LENGTHS



- Pair of spare arms in special lengths 4532 series
- Finish: Galvanised, leg tips in gunmetal finish
- Material: Special steel

|         | <br>731415 |   |          | <br>L<br>mm | A<br>mm | B<br>mm | C<br>mm | D<br>mm | <br>g |
|---------|------------|---|----------|-------------|---------|---------|---------|---------|-------|
| 4532LK1 | 1082215    | 1 | 4532-A-B | 200         | 3       | 13      | 25      | 20      | 1000  |
| 4532LK2 | 1082222    | 1 | 4532-C-D | 300         | 4       | 16      | 35      | 25      | 2400  |
| 4532LK3 | 1082239    | 1 | 4532-E-G | 300         | 5       | 25      | 54      | 35      | 4500  |
| 4532LK4 | 1082246    | 1 | 4532-E-G | 400         | 5       | 25      | 54      | 35      | 5400  |
| 4532LK5 | 1720223    | 1 | 4532-E-G | 500         | 5       | 25      | 54      | 35      | 7000  |

## 4532/S

## SPARE SPINDLES




- Spare spindle, with round steel ball
- Finish: Gunmetal finish, induction hardened and wear resistant spindle on 4532-CD/S 4532-EFG/S and 4532-H/S

|            | <br>731415 |   |   | <br>mm            | <br>mm | <br>g |
|------------|------------|---|---|-------------------|--------|-------|
| 4532-OAB/S | 1818050    | 1 | 4532-O,-A,-B,4537-1,4528-M1<br>4541-A,4542-A,4552-1 | M14 x 1,5 x 135   | 17     | 175   |
| 4532-CD/S  | 1818067    | 1 | 4532-C,-D,4552-2,4552-3                             | G 1/2"x14 Gg.x210 | 22     | 575   |
| 4532-EFG/S | 1838386    | 1 | 4532-E,-F,-G  | G 3/4"x14 Gg.x280 | 27     | 1275  |
| 4532-H/S   | 1838393    | 1 | 4532-H  | G 1"x 11 Gg.x310  | 36     | 2230  |



## 4532ST/5

### 2 ARM PULLER SET SALES DISPLAY




- 5 set display of 2 arm pullers
- Finish: Galvanised
- Material: Special steel
- 4532-A to -E

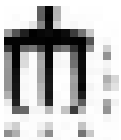
|          |            |   |       |
|----------|------------|---|-------|
|          | <br>731415 |   | <br>g |
| 4532ST/5 | 1720490    | 1 | 16700 |

## 4533

### 3 AND MULTI-ARM PULLER



- Extractors: 3 legs and multi-arms
  - To be used as a 2, 3 or 4 arm puller due to moveable and interchangeable yoke arms
  - The arms can be moved radially on the yoke and can be fixed at the desired span
  - As the arms can be reversed, the puller can be used both for internal and external jobs
- 4533HP** hydraulic system
- spindle male thread: G1" x 11 x 365
- 4533M** mechanical system with induction hardened and wear resistant spindle
- spindle male thread: G1" x 11 x 365



|        | <br>731415 |   | a<br>mm | b<br>mm | <br>max<br>Nm | <br>max<br>Tn | <br>max<br>KN | <br>g |
|--------|------------|---|---------|---------|---------------|---------------|---------------|-------|
| 4533HP | 1793043    | 1 | 150-700 | 185     | 70            | 15            | 150           | 47100 |
| 4533M  | 1793050    | 1 | 150-700 | 200     | 400           | 15            | 150           | 42500 |

## 4529

### HYDRAULIC RAMS

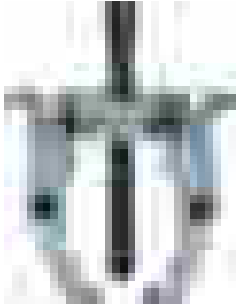


- Hydraulic rams
- Finish: Galvanised
- Material: Special steel
- Increases the forward thrust in combination with mechanical pullers, especially suited for tightly jammed parts
- Operation: For hydraulic ram between working piece and puller spindle with spindle drawn back
- Hydraulic system works by tightening spindle
- If piston stroke is insufficient, release spindle and tighten same; Continue to operate spindle as described before








|         | <br>731415 |   | Max<br>Tn | Max<br>KN | <br>mm | <br>max<br>Nm | <br>H<br>mm | <br>g |
|---------|------------|---|-----------|-----------|--------|---------------|-------------|-------|
| 4529-8  | 1719562    | 1 | 8         | 80        | 8      | 60            | 51          | 800   |
| 4529-15 | 1719647    | 1 | 15        | 150       | 12     | 70            | 75          | 1800  |

**4541**

**2 ARM PULLERS**




- Extractor: 2 arms
- Finish: Galvanised
- Material: Special steel
- Double sided arms, one end broad and the other end narrow

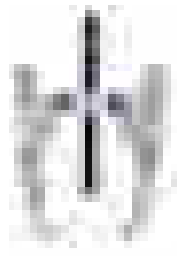
|  | <br>731415 |  | a<br>mm | b<br>mm | <br>max<br>Nm | <br>MAXI<br>Tn | <br>MAXI<br>KN | <br>g |
|---|---|---|---------|---------|--|---|---|--|
| 4541-A  | 1082413   | 1   | 20-150  | 85      | 50   | 3,5   | 35  | 900  |
| 4541-B  | 1082420   | 1   | 40-220  | 130     | 60   | 4   | 40  | 2200   |

**4537**

**2 ARM PULLERS**










1 - 2



3 - 4

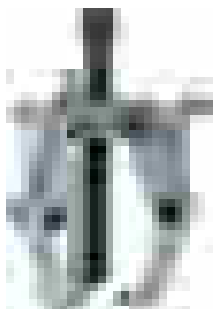


- Extractor: 2 arms - heavy duty
- Finish: Galvanised
- Material: Special steel
- Especially suited for pulling ball bearings, pulleys, gears, etc.








|  | <br>731415 |  | a<br>mm | b<br>mm | <br>max<br>Nm | <br>MAXI<br>Tn | <br>MAXI<br>KN | <br>g |
|---|---|---|---------|---------|--|---|---|--|
| 4537-1  | 1720650   | 1   | 20-170  | 130     | 50   | 3,5   | 40  | 1000   |
| 4537-2  | 1720735   | 1   | 20-230  | 200     | 60   | 4   | 40  | 2300   |
| 4537-3  | 1720810   | 1   | 50-300  | 250     | 120  | 6   | 60  | 5400   |
| 4537-4  | 1721039   | 1   | 50-350  | 350     | 120  | 6   | 60  | 6100   |

**4542**

**3 ARM PULLERS**



- Extractor: 3 arm
- Finish: Galvanised
- Material: Special steel
- Especially suited for pulling ball bearings, pulleys, gears, etc
- Double sided arms, one end broad, other end narrow

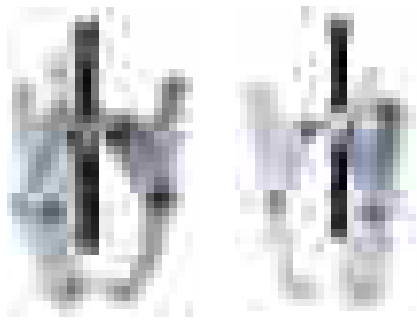
|  | <br>731415 |  | a<br>mm | b<br>mm | <br>max<br>Nm | <br>MAXI<br>Tn | <br>MAXI<br>KN | <br>g |
|---|---|---|---------|---------|--|---|---|--|
| 4542-A  | 1082451   | 1   | 20-150  | 85      | 60   | 4.0   | 40  | 1200   |
| 4542-B  | 1082468   | 1   | 40-220  | 130     | 70   | 4.5   | 45  | 2900   |





## 4528M

### 3 ARM PULLERS



M1 - M2

M3 - M5



- Extractor: 3 arms - heavy duty
- Finished: Galvanised
- Material: Special steel
- Especially suited for pulling ball bearings, pulleys, gears, etc.

|        | <br>731415 |   | a<br>mm | b<br>mm | <br>max<br>Nm | <br>max<br>Tn | <br>max<br>KN | <br>g |
|--------|------------|---|---------|---------|---------------|---------------|---------------|-------|
| 4528M1 | 1718916    | 1 | 20-170  | 130     | 60            | 4.0           | 40            | 1300  |
| 4528M2 | 1719050    | 1 | 20-230  | 200     | 70            | 4,5           | 45            | 3100  |
| 4528M3 | 1719135    | 1 | 50-300  | 250     | 220           | 10            | 100           | 7000  |
| 4528M4 | 1719210    | 1 | 50-350  | 350     | 220           | 10            | 100           | 8300  |
| 4528M5 | 1719487    | 1 | 50-400  | 400     | 220           | 12            | 120           | 8800  |

## 4528

### HYDRAULIC 3 ARM PULLERS

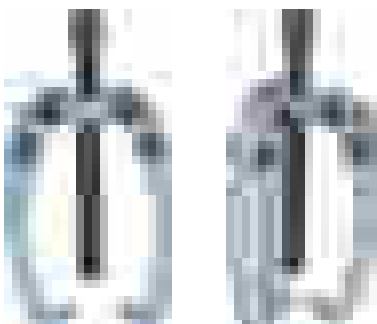


- Extractor: 3 arm hydraulic - heavy duty
- Due to a hydraulic cylinder, this puller reaches a pulling force of 15 t with a stroke of approx 12 mm
- Hydraulic spindle male thread: R1" x 11
- K1-K5 = Spare arms

|        | <br>731415 |   | a<br>mm | b<br>mm | <br>max<br>Nm | <br>max<br>Tn | <br>max<br>KN | <br>g |
|--------|------------|---|---------|---------|---------------|---------------|---------------|-------|
| 4528-1 | 1718671    | 1 | 50-350  | 135     | 70            | 15            | 150           | 12500 |
| 4528K1 | 1837662    | 1 | 50-300  | 135     | -             | 15            | 150           | 3700  |
| 4528K2 | 1837679    | 1 | 50-350  | 235     | -             | 15            | 150           | 5000  |
| 4528K3 | 1837686    | 1 | 50-400  | 285     | -             | 15            | 150           | 5500  |
| 4528K4 | 1837693    | 1 | 50-450  | 335     | -             | 15            | 150           | 6000  |
| 4528K5 | 1837709    | 1 | 50-500  | 385     | -             | 15            | 150           | 6500  |

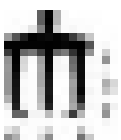
## 4543

### 2 AND 3 ARM PULLERS



4543-1

4543-10



- Extractor: 2 and 3 arms
- Finish: Galvanised
- Material: Special steel
- Handy puller for light duty work, such as on terminals, gears, ball bearings, pulleys etc
- 4543-10 to -30 with 3 arms
- 4543-1 to -3 with 2 arms







|         | <br>731415 |   | a<br>mm | b<br>mm | <br>max<br>Nm | <br>max<br>Tn | <br>max<br>KN | <br>g |
|---------|------------|---|---------|---------|---------------|---------------|---------------|-------|
| 4543-1  | 1082499    | 1 | 10-60   | 40      | 18            | 1.0           | 10            | 160   |
| 4543-2  | 1082505    | 1 | 10-70   | 74      | 20            | 1.2           | 12            | 200   |
| 4543-3  | 1721381    | 1 | 10-90   | 84      | 24            | 2.0           | 20            | 300   |
| 4543-10 | 1721466    | 1 | 10-60   | 40      | 20            | 1.2           | 12            | 200   |
| 4543-20 | 1721541    | 1 | 10-70   | 74      | 21            | 1.3           | 13            | 300   |
| 4543-30 | 1721626    | 1 | 10-90   | 84      | 40            | 2.5           | 25            | 500   |

## 4543/S

## SPINDLE

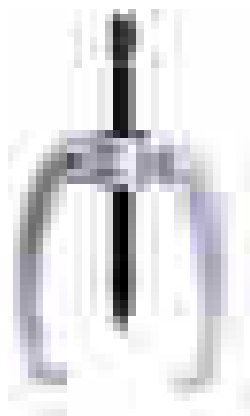


- Spare spindle with round steel ball
- Finish: Gunmetal finish








|  | <br>731415 |  |  | <br>mm | <br>g |
|---|---|--|---|---|--|
| 4543-1/S  | 1818623   | 1  | 4543-1 /-10,  | 10  | 35   |
| 4543-2/S  | 1818661   | 1  | 4543-2-20   | 10  | 35   |
| 4543-3/S  | 1818708   | 1  | 4543-3 /-30, 4614-1   | 12  | 65   |

## 4544

## 2 AND 3 ARM PULLERS




- Extractor: 2 and 3 arm
- Finish: Galvanised
- Material: Special steel
- Solid extractor transmission and self-centring arms
- 4544-1 - 4544-4 with 2 arms
- 4544-10 - 4544-40 with 3 arms








|  | <br>731415 |  | a<br>mm | b<br>mm | <br>max<br>Nm | <br>max<br>Tn | <br>max<br>KN | <br>g |
|---|---|---|---------|---------|--|--|--|--|
| 4544-1  | 1844004   | 1   | 10-100  | 80      | 25   | 2.5  | 25   | 680  |
| 4544-2  | 1844011   | 1   | 10-120  | 120     | 35   | 3.0  | 30   | 1140   |
| 4544-3  | 1844028   | 1   | 20-160  | 160     | 45   | 3.5  | 35   | 2000   |
| 4544-4  | 1844035   | 1   | 20-200  | 200     | 50   | 4.0  | 40   | 3500   |
| 4544-10   | 1844042   | 1   | 10-100  | 80      | 25   | 2.5  | 25   | 910  |
| 4544-20   | 1844059   | 1   | 10-120  | 120     | 35   | 3.0  | 30   | 1450   |
| 4544-30   | 1844066   | 1   | 20-160  | 160     | 45   | 3.5  | 35   | 2500   |

## 4518

## UNIVERSAL HUB PULLER



- Universal hub extractor
- Finish: Galvanised
- Material: Special steel
- Sturdy construction for heavy duty work on car and truck hubs
  - 4518-3 3 arms
  - 4518-4 4 arms
  - 4518-5 5 arms

|  | <br>731415 |  | a<br>mm | b<br>mm | <br>max<br>Nm | <br>max<br>Tn | <br>max<br>KN | <br>g |
|---|---|---|---------|---------|--|--|--|--|
| 4518-3  | 1716547   | 1   | 225     | 140     | 280  | 14   | 140  | 3800   |
| 4518-4  | 1716622   | 1   | 225     | 140     | 280  | 14   | 140  | 4300   |
| 4518-5  | 1716899   | 1   | 225     | 140     | 280  | 14   | 140  | 4900   |



# EXTRACTORS

## 4545

### BALL JOINT PULLERS



- Ball joint extractor
- Finish: Galvanised
- For removing ball joints during dismantling of ball joints on tie-rods etc
- Non-damaging and easy operation

|        | <br>731415 |   | A<br>mm | B<br>mm | C<br>mm | <br>max<br>Nm | <br>g |
|--------|------------|---|---------|---------|---------|---------------|-------|
| 4545-1 | 1082543    | 1 | 18      | 40      | 40      | 50            | 300   |
| 4545-2 | 1082550    | 1 | 25      | 50      | 50      | 120           | 700   |
| 4545-3 | 1082567    | 1 | 29      | 60      | 60      | 160           | 1000  |
| 4545-4 | 1722272    | 1 | 40      | 80      | 80      | 280           | 2100  |
| 4545-5 | 1722357    | 1 | 45      | 90      | 100     | 400           | 2800  |

## 4545-N

### UNIVERSAL BALL JOINT PULLERS



4545-N1



4545-N2

- Universal ball joint extractor
- Material: Special steel
- Finish: Galvanised
- A special tool for removing ball pins during dismantling of ball joints on tie-rods etc
- Gripping capacity
- 4545-N1 adjustable up to 50 mm (2") with an opening of 18-22 mm (23/32-7/8")
- 4545-N2 two steps up to 50 mm (2") with an opening of 24 mm (30/32")

|         | <br>731415 |   | <br>g |
|---------|------------|---|-------|
| 4545-N1 | 1722432    | 1 | 800   |
| 4545-N2 | 1804947    | 1 | 1300  |

## 4551

### SEPARATORS



- Separator
- Finish: Galvanised
- Material: Special steel









|        | <br>731415 |   | <br>mm |        | <br>g |
|--------|------------|---|--------|--------|-------|
| 4551-A | 1082628    | 1 | 10-60  | 4552-1 | 400   |
| 4551-B | 1722784    | 1 | 15-75  | 4552-1 | 700   |
| 4551-C | 1082642    | 1 | 35-115 | 4552-2 | 1900  |
| 4551-D | 1082659    | 1 | 40-150 | 4552-3 | 4200  |

**4552**

**PULLERS FOR SEPARATORS**




- Extractor for separator
- Operation: The sharp tapered cutting edges of separator No. 4551 are pressed behind the part to be removed when tightening the stud nuts
- Use puller No. 4552 to withdraw separator and part from the shaft by tightening the rod nuts
- Opening capacity/span depth in mm:
  - 4552-1: 45-140/150
  - 4552-2: 55-200/210
  - 4552-3: 90-260/315





|  | <br>731415 |  | <br>max<br>Nm | <br>MAX<br>Tn | <br>MAX<br>KN |  | <br>g |
|---|---|---|---|--|--|---|--|
| 4552-1  | 1722944   | 1   | 40  | 2.5  | 25   | 4551-A-B  | 1100   |
| 4552-2  | 1723088   | 1   | 70  | 4  | 40   | 4551-C  | 2700   |
| 4552-3  | 1723163   | 1   | 90  | 5  | 50   | 4551-D  | 5200   |

**4540**

**MULTIPLE EXTRACTORS**



- Multiple extractor
- Can be used as internal or external puller
- Hooks can be bolted to get extended reach

|  | <br>731415 |  | A<br>mm | B<br>mm | <br>g |
|---|---|--|---------|---------|--|
| 4540-17   | 0125005   | 1  | 30-170  | 65-140  | 2630   |
| 4540-25   | 0125012   | 1  | 75-250  | 77-180  | 5800   |



## 4521N




## BALL BEARING INTERNAL EXTRACTORS

- Ball bearing internal extractors
- Finish: Gunmetal finish
- Material: Special steel
- The extractor shank has multiple slots (1-4) which allows uniform spreading on the periphery and safe removal of the ball bearing
- For extracting ball bearings from housings, ball bearing outer races, bushings and oil seals

|          | <br>731415 |   | <br>mm | <br>↑ | <br>mm |        | <br>g |
|----------|------------|---|--------|-------|--------|--------|-------|
| 4521N-00 | 1837716    | 1 | 5-7    | 1     | 30     | 4522-1 | 50    |
| 4521N-0  | 1837723    | 1 | 7-9    | 1     | 30     | 4522-1 | 50    |
| 4521N-A  | 1837730    | 1 | 9-12   | 1     | 30     | 4522-1 | 60    |
| 4521N-B  | 1837747    | 1 | 10-13  | 4     | 30     | 4522-1 | 60    |
| 4521N-C  | 1837754    | 1 | 13-17  | 4     | 50     | 4522-1 | 80    |
| 4521N-D  | 1837761    | 1 | 14-19  | 4     | 60     | 4522-1 | 90    |
| 4521N-E  | 1837778    | 1 | 16-21  | 4     | 60     | 4522-1 | 90    |
| 4521N-F  | 1837785    | 1 | 18-23  | 4     | 60     | 4522-1 | 110   |
| 4521N-G  | 1837792    | 1 | 20-25  | 4     | 60     | 4522-1 | 110   |
| 4521N-H  | 1837808    | 1 | 25-30  | 4     | 60     | 4522-1 | 120   |
| 4521N-I  | 1837815    | 1 | 30-37  | 4     | 70     | 4522-1 | 280   |
| 4521N-K  | 1837822    | 1 | 35-42  | 4     | 70     | 4522-1 | 280   |
| 4521N-L  | 1837839    | 1 | 38-45  | 4     | 70     | 4522-1 | 290   |
| 4521N-M  | 1837846    | 1 | 43-50  | 4     | 70     | 4522-1 | 310   |
| 4521N-S  | 1839789    | 1 | 40-75  | 3     | 100    | 4522-2 | 760   |
| 4521N-T  | 1839796    | 1 | 70-115 | 3     | 130    | 4522-2 | 1400  |

## 4522



## COUNTER STAY DEVICES


- Extractor: 2 arms
- To be used with 4521
- Finish: Galvanised
- 4522-1 fits 4521N-00 to -M
- 4522-2 fits 4521N-S and -T

|        | <br>731415 |   | <br>g |
|--------|------------|---|-------|
| 4522-1 | 1081591    | 1 | 700   |
| 4522-2 | 1081614    | 1 | 1500  |



## 4521N/7

## COMPLETE WORKSHOP PULLER ASSORTMENT



- Extractor set 9 pcs
- Finish: Galvanised and gunmetal finish
- Material: Special steel
- Metallic box: Size 400 x 310 x 70 mm

|  |            |   |       |
|--|------------|---|-------|
|  | <br>731415 |   | <br>g |
| 4521N/7  | 1839802    | 1 | 6800  |
| 4521N-B<br>4521N-D, 4521N-G, 4521N-H, 4521N-I, 421N-L, 4521N-S |            |   |       |
| 4522-1, 4522-2   |            |   |       |

## 4523G

## SLIDING HAMMER PULLING BAR



- Sliding hammer
- Finish: Gunmetal finish
- Material: Special steel
- To be used with 4521N-00 to E

|       |            |   |         |       |
|-------|------------|---|---------|-------|
|       | <br>731415 |   | <br>mm  | <br>g |
| 4523G | 1846695    | 1 | Ø10x170 | 400   |

## 4524G

## SLIDING HAMMER PULLING BAR

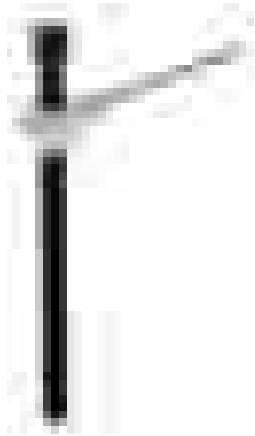


- Sliding hammer 1.3 kg
- Finish: Galvanised
- Material: Special steel
- To be used with 4521N-F up to -M

|       |            |   |           |       |
|-------|------------|---|-----------|-------|
|       | <br>731415 |   | <br>mm    | <br>g |
| 4524G | 1718596    | 1 | Ø16 x 250 | 1300  |



## 4581N-4583N




## BALL BEARING PULLERS WITHOUT ARMS

- Ball bearing extractor without arms
- Finish: Galvanised
- Material: Special steel
- This puller removes ball bearings that are inside a housing and mounted on a shaft

|         | <br>731415 |   |                         | <br>g |
|---------|------------|---|-------------------------|-------|
| 4581N-1 | 1724139    | 1 | 4581NA, 4581NB          | 300   |
| 4582N-1 | 1724214    | 1 | 4581NB2, 4581NC, 4582NA | 400   |
| 4582N-2 | 1724481    | 1 | 4581NC, 4582NA, 4582NB  | 500   |
| 4583N-1 | 1724566    | 1 | 4582NA, 4583NA, 4583NB  | 900   |
| 4583N-2 | 1724641    | 1 | 4582NA, 4582NB, 4583NB  | 1200  |

## 4581NA-4583NB



## SPARE ARMS

- Extractor spare arms - set of 4 pcs
- Finish: Galvanised
- Material: Special steel

|         | <br>731415 |   | <br>mm |                  | <br>g |
|---------|------------|---|--------|------------------|-------|
| 4581NA  | 1301200    | 1 | 120    | 4581N-1          | 100   |
| 4581NB  | 1301217    | 1 | 120    | 4581N-1          | 100   |
| 4581NB2 | 1724726    | 1 | 130    | 4582N-1          | 200   |
| 4581NC  | 1301224    | 1 | 130    | 4582N-1, 4582N-2 | 200   |
| 4582NA  | 1301248    | 1 | 150    | 4582N-1, 4583N-2 | 300   |
| 4582NB  | 1301255    | 1 | 150    | 4582N-2, 4583N-2 | 400   |
| 4583NA  | 1301279    | 1 | 190    | 4583N-1          | 600   |
| 4583NB  | 1301286    | 1 | 190    | 4583N-1, 4583N-2 | 800   |

## 4580N/7




## SET OF BALL BEARING PULLERS

- Ball bearing extractor set
- Finish: Galvanised
- Material: Special steel
- For ball bearings 6000-6012, 6200-6212, 6300-6311, 6403-6406
- Pullers No. 4581NB-1, 4582N-1, 4582N-2, 4583N-1, 4583N-2
- 8 arm set, 4 pcs each No. 4581NA through 4583NB


|         | <br>731415 |   | <br>mm     | <br>g |
|---------|------------|---|------------|-------|
| 4580N/7 | 1301361    | 1 | 287x192x66 | 8000  |








4614

2 ARMS PULLERS




- Extractor: Scissor type
- Finish: Galvanised, induction hardened and wear-resistant spindle
- Material: Special steel
- Application: Due to the shearing action, the arm's clamping force is increased when pulling; The claws are pointed at one end which makes this puller well suited for work in confined spaces
- 4614-1 particularly suited for armature bearings on 3-phase current generators




|  |  731415 |  | a<br>mm | b<br>mm |  max |  MAXI<br>Tn |  MAXI<br>KN |  g |
|---|--|---|---------|---------|---|--|--|---|
| 4614-1  | 1725457  | 1   | 6-100   | 70-85   | 25  | 1.5  | 15   | 400   |
| 4614-2  | 1725532  | 1   | 10-140  | 85-120  | 60  | 3.5  | 35   | 900   |








4519

PULLERS WITH CLAMP



- Extractor: 2 arms with clamp
- Finish: Galvanised
- To remove axle bearings, ball bearing races, pinions etc
- Double-side use of arms
- Both claws are slim which makes the tool ideal for work in confined spaces









|  |  731415 |  | a<br>mm | b<br>mm |  max |  MAXI<br>Tn |  MAXI<br>KN |  g |
|---|--|---|---------|---------|---|--|--|---|
| 4519-1  | 1716974  | 1   | 20-110  | 80-170  | 120   | 5  | 50   | 2300  |
| 4519-2  | 1717193  | 1   | 40-150  | 90-270  | 120   | 6  | 60   | 4100  |
| 4519-3  | 1717278  | 1   | 40-150  | 90-330  | 150   | 8  | 80   | 4500  |

4519/S

SPARE SPINDLES



- Spare spindle, with round steel ball
- Finish: Gunmetal finish


|  |  731415 |  |  |  mm |  g |
|---|--|---|---|--|---|
| 4519-1/S  | 1843762  | 1   | 4519-1, 4542-B, 4583N-1<br>4537-2, 4528M2, 4541-B                                     | 19   | 48  |
| 4519-2/S  | 1843977  | 1   | 4519-2, 4519-3, 4528M3, 4528M4<br>4528M5, 4537-3, 4537-4                              | 22   | 73  |





4610

## NUT SPLITTERS HYDRAULIC



- Hydraulic nut splitter
- Finish: Galvanised and gunmetal finish
- Material: Special steel
- For nuts up to type 10
- For removing jammed nuts without damaging the stud thread
- The double swan-neck tool permits working in confined spaces
- Due to a hydraulic system, a minimum of effort is required for the operation
- The chisel will not retract automatically after use
- Max load 50 KN

|        |            |   |        |        |               |       |
|--------|------------|---|--------|--------|---------------|-------|
|        | <br>731415 |   |        | <br>mm | <br>max<br>Nm | <br>g |
| 4610-1 | 1724993    | 1 | M4-M14 | 7-22   | 45            | 800   |

4611

## NUT SPLITTERS MECHANICAL



- Mechanical nut splitter
- Finish: Galvanised and gunmetal finish
- Material: Special steel
- For nuts up to type 6
- For removing jammed nuts without damaging the stud thread

|        |            |   |         |        |       |
|--------|------------|---|---------|--------|-------|
|        | <br>731415 |   |         | <br>mm | <br>g |
| 4611-3 | 0125043    | 1 | M16-M24 | 6-36   | 300   |

4553

## STUD REMOVERS




- Stud remover
- Finish: Galvanised
- Material: Vanadium-extra
- Head thickness 10 mm

|      |            |   |        |        |       |
|------|------------|---|--------|--------|-------|
|      | <br>731415 |   | <br>mm | <br>mm | <br>g |
| 4553 | 1830649    | 1 | 315    | 5-20   | 390   |



4591-4593

STUD REMOVERS



- For tightening and loosening left and right-hand threaded studs
- Finish: Galvanised and gunmetal finish
- Due to the eccentric and knurled clamping disc, short studs can be removed
- Drive SW 19 mm

|      | <br>731415 |   | <br>mm | <br>Nm | <br>g |
|------|------------|---|--------|--------|-------|
| 4591 | 1804039    | 1 | 5-15   | 120    | 360   |
| 4592 | 1804046    | 1 | 10-19  | 120    | 400   |
| 4593 | 1804053    | 1 | 18-28  | 120    | 450   |

4574

SET OF PULLER AND SEPARATOR ASSORTMENT



- Extractors and separators set
- Finish: Galvanised
- Material: Special steel

|      | <br>731415 |   | <br>mm      | <br>g |
|------|------------|---|-------------|-------|
| 4574 | 1799014    | 1 | 360x300x105 | 16000 |

4532  
4532-A, -C



4551-C



4532LK  
4532LK1, & LK2



4529-15





4577

## SET OF PULLERS FOR CAR MAINTENANCE

- Extractor set for car maintenance
- Finish: Galvanised
- Material: Special steel



|      |            |   |            |       |
|------|------------|---|------------|-------|
|      | <br>731415 |   | <br>mm     | <br>g |
| 4577 | 1838348    | 1 | 440x400x90 | 10500 |

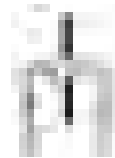
4565N



4545-N2



4532-B



4614-1



4521N  
4521N-B, 4521N-D,  
4521N-G 4521N-H,  
4521N-I, 4521N-L



4523G



4522-1










**1420-1424**

**STUD EXTRACTORS FOR BROKEN-OFF SCREWS, BOLTS AND STUDS**



- Stud extractors for broken-off screws, bolts and studs
- Finish: Blasted
- Material: Chrome-vanadium

|  | <br>731415 |  | $\varnothing$<br>mm | <br>mm | <br>mm |  |  |
|---|---|---|---------------------|---|---|---|---|
| 1420-1.4  | 1696337   | 1   | 1.4-3.6             | 50  | 1.8   | M 3-6   | 3   |
| 1421-2.1  | 1696412   | 1   | 2.1-4.9             | 57  | 2.6   | M 6-8   | 7   |
| 1422-3.1  | 1696689   | 1   | 3.1-6.5             | 65  | 3.7   | M 8-11  | 15  |
| 1423-4.8  | 1696764   | 1   | 4.8-8.8             | 70  | 5.5   | M11-14  | 25  |
| 1424-6.2  | 1696849   | 1   | 6.2-11.0            | 80  | 7.0   | M14-18  | 45  |

**1435/5**

**STUD EXTRACTOR SET**



- Stud extractors set 5 pcs
- Finish: Blasted
- Material: Chrome-vanadium
- Covers screws M3 to M18


|  | <br>731415 |  |  |
|---|--|---|---|
| 1435/5  | 1040734  | 1   | 145   |

1420 1421 1422 1423 1424



**1435/8**

**STUD EXTRACTOR SET**



- Set with 8 stud extractors
- Finish: Blasted
- Material: Chrome-vanadium
- For screws M3 to M45

|  | <br>731415 |  |  |
|---|--|---|---|
| 1435/8  | 1040741  | 1   | 740   |

1420, 1421, 1422, 1423, 1424, 1425, 1426, 1427





## 1411-1415

## STUD EXTRACTORS



- Finish: Black finish
- Material: Vanadium-extra

|          | <br>731415 |   | <br>mm | <br>mm | <br>mm | <br>" |         |    |
|----------|------------|---|--------|--------|--------|-------|---------|----|
| 1411-3.2 | 1040437    | 1 | 10     | 60     | 3.2    | 1/8   | M5-M6   | 12 |
| 1412-4.8 | 1040444    | 1 | 11     | 70     | 4.8    | 3/16  | M8      | 20 |
| 1413-6.4 | 1040451    | 1 | 13     | 80     | 6.4    | 1/4   | M10     | 32 |
| 1414-8   | 1040468    | 1 | 14     | 85     | 8.0    | 5/16  | M12     | 45 |
| 1415-8.7 | 1040475    | 1 | 17     | 95     | 8.7    | 11/32 | M14-M16 | 65 |

## 1418S

## SET OF STUD EXTRACTORS FOR BROKEN-OFF SCREWS, BOLTS AND STUDS



- Set of stud extractors for broken-off screws, bolts and studs
- Finish: Black finish
- Material: Vanadium-extra
- In a plastic case

|   | <br>731415 |   |     |
|---|------------|---|-----|
| 1418S   | 1040604    | 1 | 620 |
| 1411 1412 1413 1414 1415                          |            |   |     |
| G220 HSS-M<br>3.2, 4.8, 6.4, 8, 8.7 mm DIN 338 RN |            |   |     |
| 1418<br>A, B, C, D, E, F, G, H, I, K              |            |   |     |

## 1418A-K

## SET OF STUD EXTRACTORS FOR BROKEN-OFF SCREWS, BOLTS AND STUDS




- Guide bushes
- Finish: Black finish
- Material: Vanadium-extra

|       | <br>731415 |   |    |
|-------|------------|---|----|
| 1418A | 1040505    | 1 | 4  |
| 1418B | 1040512    | 1 | 7  |
| 1418C | 1040529    | 1 | 11 |
| 1418D | 1040536    | 1 | 14 |
| 1418E | 1040543    | 1 | 14 |
| 1418F | 1040550    | 1 | 13 |
| 1418G | 1040567    | 1 | 17 |
| 1418H | 1040574    | 1 | 22 |
| 1418I | 1040581    | 1 | 15 |
| 1418K | 1040598    | 1 | 20 |

**1419/4**

**SET OF STUD EXTRACTORS FOR BROKEN-OFF SCREWS, BOLTS AND STUDS**



- Set of stud extractors for broken-off screws, bolts and studs including 4 sizes: M5-M10; M8-M14; M12-M20; extractors M16-M24

|   |  |   |  |
|---|--|---|--|
|  | <br>731151 |  | <br>g |
| 1419/4  | 0125036  | 1   | 300  |

**1460M/1**

**SETS OF THREAD-CUTTING TOOLS**



- Finish: Polished, taps with ground flanks, in lacquered metal box and with wooden insert
- Material: Taps and dies of HSS
- Taps DIN 352/ISO 6H, dies DIN 223/ISO 6 g, adjustable tap wrench DIN 1814, 4-9, die stocks DIN 225
  - For metric ISO standard threads M 5 6 7 8 9 10 11 12
- Contents: 37 pcs
  - 24 taps = 8 sets of 3 taps (taper, plug, bottoming)
  - 8 round dies, pre-slotted
  - 1 adjustable tap wrench, size 2
  - 4 die stocks, 20 x 7, 25 x 9, 30 x 11, 38 x 14

|   |  |   |  |
|---|--|---|--|
|  | <br>731415 |  | <br>g |
| 1460M/1   | 1041090  | 1   | 5000   |

**1460M/2**

**SETS OF THREAD-CUTTING TOOLS**




- Finish: Polished, taps with ground flanks, in lacquered metal box and with wooden insert
- Material: Taps and dies of HSS
- Taps DIN 352/ISO 6H, dies DIN 223/ISO 6 g, adjustable tap wrench DIN 1814, 4-9, die stocks DIN 225
  - For metric ISO standard threads, M 5 6 7 8 9 10 11 12 14 16 18 20
- Contents: 55 pcs
  - 36 taps = 12 sets of 3 taps (taper, plug, bottoming)
  - 12 round dies, pre-slotted
  - 2 adjustable tap wrenches, size 1, DIN 1814, 2-6,3 size 3, DIN 1814, 4,9-12
  - 5 die stocks, 20 x 7, 25 x 9, 30 x 11, 38 x 14, 45 x 18

|   |  |   |  |
|---|--|---|--|
|  | <br>731415 |  | <br>g |
| 1460M/2   | 1041106  | 1   | 8100   |



## 1460Z/2



## SETS OF THREAD-CUTTING TOOLS

- Finish: Polished, taps with ground flanks
- Material: Taps and dies of HSS
- Taps DIN 352/ISO 6H, dies DIN 223/ISO 6 g, adjustable tap wrench DIN 1814,4-9, die stocks DIN 225
- For American threads:
  - **N.F.** (S.A.E.) 1/4 5/16 3/8 7/16 1/2 9/16 5/8 3/4 in.
  - 28 24 24 20 20 18 18 16 threads per inch
  - **N.C.** (U.S.S.) 1/4 5/16 3/8 7/16 1/2 9/16 5/8 3/4 in.
  - 20 18 16 14 13 12 11 10 threads per inch
- Contents: 54 pcs
  - 32 taps = 8 sets of 2 N.F. taps (taper, bottoming) = 8 sets of 2 N.C. taps (taper, bottoming)
  - 16 round dies, pre-slotted
  - 1 adjustable tap wrench, size 3 DIN 1814, 9-12
  - 5 die stocks, 20 x 7, 25 x 9, 30 x 11, 38 x 14, 45 x 18

|         |            |   |       |
|---------|------------|---|-------|
|         | <br>731415 |   | <br>g |
| 1460Z/2 | 1041120    | 1 | 10500 |

## 600



## TAP WRENCH

- With reversible ratchet: Forward-reverse-locked
- Parallel clamping action
- Hardened jaws
- Sliding handle
- Chrome plated steel

|             |            |   |        |             |       |
|-------------|------------|---|--------|-------------|-------|
|             | <br>841281 |   | <br>mm | <br>L<br>mm | <br>g |
| 600.003.010 | 4600000    | 1 | 3-10   | 85          | 195   |
| 600.005.012 | 4600017    | 1 | 5-12   | 110         | 329   |

### 1450D-ISO

### DOUBLE THREAD RESTORERS, METRIC



- Double thread restorers for internal and external threads, Metric
- Finish: Galvanised
- Pitch Metric thread
 

| mm   | mm         |
|------|------------|
| 0.80 | 5          |
| 1.00 | 6 and 7    |
| 1.25 | 8 and 9    |
| 1.50 | 10 and 11  |
| 1.75 | 12         |
| 2.00 | 14 and 16  |
| 2.50 | 18, 20, 22 |
| 3.00 | 24 and 27  |

|   |   |   |   |  |
|---|---|---|---|--|
|  | <br>731415 |  | <br>mm | <br>g |
| 1450D-ISO   | 1040970   | 1   | 230   | 117  |






### 1450D-WW

### DOUBLE THREAD RESTORERS, INCH



- Double thread restorers for internal and external threads, Inch
- Finish: Galvanised
- Whitworth
 

| Threads/inch | BSF thread   | BSW thread   |
|--------------|--------------|--------------|
| 24           | 3/16         | -            |
| 20           | 1/4          | 3/8          |
| 18           | 5/16         | 7/16         |
| 16           | 3/8          | 1/2 and 9/16 |
| 14           | 7/16         | 5/8          |
| 12           | 1/2 and 9/16 | 3/4          |
| 11           | 5/8          | 7/8          |
| 10           | 3/4          | 1            |

|   |   |   |   |  |
|---|---|---|---|--|
|  | <br>731415 |  | <br>mm | <br>g |
| 1450D-WW  | 1040987   | 1   | 230   | 117  |

### 1450D/2

### SET



- Double thread restorers set
- In wooden box
- With thread table

|   |   |   |  |
|---|---|---|--|
|  | <br>731415 |  | <br>g |
| 1450D/2   | 1040963   | 1   | 300  |

1450D-ISO 

1450D-WW 






# PRY BARS

2632

## COMBINATION COTTER PIN EXTRACTOR AND SPREADER



- Finish: Working surfaces fine-polished, made of 8 mm hexagon stock
- Material: Vanadium-extra

|      |                   |   |                |         |
|------|-------------------|---|----------------|---------|
|      |                   |   |                |         |
| 2632 | 731415<br>1065706 | 1 | L<br>mm<br>170 | g<br>55 |

3680

## SPECIAL PRY BAR



- For prying of cylinder heads and gears, loosening rust-bound parts, seating and deseating ball bearings

|      |                   |   |                |          |
|------|-------------------|---|----------------|----------|
|      |                   |   |                |          |
| 3680 | 731415<br>1075835 | 1 | L<br>mm<br>400 | g<br>500 |

3683

## SPECIAL PRY BAR




- 90° special lever
- With convex 90° offset head, suitable for work in confined spaces such as behind gears

|      |                   |   |                |          |
|------|-------------------|---|----------------|----------|
|      |                   |   |                |          |
| 3683 | 731415<br>1075866 | 1 | L<br>mm<br>400 | g<br>410 |

3681

## SPECIAL PRY BAR




- With a long tapered end for alignments and a rolling head for prying
- Finish: Black phosphated with polished head
- Material: Hardened special alloy steel






|         |                   |   |         |         |         |                |          |
|---------|-------------------|---|---------|---------|---------|----------------|----------|
|         |                   |   | A<br>mm | B<br>mm | C<br>mm |                |          |
| 3681-11 | 731415<br>0132980 | 1 | 35      | 13      | 11      | L<br>mm<br>304 | g<br>230 |
| 3681-16 | 0132997           | 1 | 44      | 14      | 14      | 406            | 450      |
| 3681-20 | 0133000           | 1 | 58      | 17.5    | 17      | 508            | 835      |

**3684**

**SPECIAL PRY BAR**



- With long-tapered end for alignments and a flat end used for lifting and bending heavy parts
- Finish: Manganese phosphated
- Material: Hardened chrome-vanadium steel
- Shape: Hexagon shank






|  | <br>731415 |  | A<br>mm | B<br>mm | C<br>mm | <br>L<br>mm | <br>g |
|---|---|---|---------|---------|---------|--|--|
| 3684-16   | 0133017   | 1   | 21      | 19      | 12.7    | 406  | 360  |
| 3684-18   | 0133024   | 1   | 29      | 22.5    | 15.8    | 457  | 625  |
| 3684-24   | 0133031   | 1   | 37      | 26      | 19      | 609  | 1250   |
| 3684-30   | 0133048   | 1   | 38      | 32      | 22.2    | 762  | 2140   |

**2484/S4**

**PRY BAR, SETS**



- Set of pry bars for easy prying and bending
- Plastic handles with lightweight design offers a comfortable grip as well as powerful leverage potential
- L: 200, 300, 450 and 600 mm

|  | <br>731151 |  | <br>mm | <br>g |
|---|---|---|---|--|
| 2484/S4   | 8276553   | 10  | 640x115x35  | 1500   |

# TOOL STORAGE

---

**High quality tools deserve high quality storage**, which is why Bahco has developed a range of durable tool storage suitable for most application areas. They are designed to ensure your tools are readily accessible when in use and stored in a safe, secured and protected environment at all other times.

# Chapter Index

---

|                         |         |
|-------------------------|---------|
| TOOL HOLDERS COLLECTION | 770-781 |
| TOOL STORAGE            | 782-843 |
| SETS                    | 844-846 |



# TOP LINE TOOL STORAGE


## 1475K SERIES

**Strong, reliable and meticulously designed**

Bahco's broad and now improved range of heavy-duty trolleys have been designed to meet a wide variety of user needs. They are available in different sizes, with different numbers of drawers, top materials and colours.

### LOCK & GO!

The Lock & Go system secures the drawers automatically when closing



**T-MODULE SYSTEM**  
Allows users to create the trolley that suits their precise preferences by choosing modules adapted to their specific, individual needs

**ALUMINIUM BRUSHED HANDLES**  
Easy to clean, light-weight handles

**DRAWERS**  
Ball bearing slides. Full opening drawers. A load capacity of 45 kg per drawer



**DOUBLE WALL FRAME**  
Drawers and slides function normally even if the frame gets damaged

**ENHANCED PRECISION WHEELS**  
Robust 125 x 50 mm wheels, two fixed and two swivelling with brakes. Good stability, easy to move and secure with non marking rubber

**SUPERIOR QUALITY PAINT**  
Shiny, scratch-resistant paint

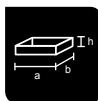
## ICON INDEX



Drawer load capacity



Trolley load capacity



Drawer dimensions



Wheel dimensions



Trolley dimensions

# TOP LINE TOOL STORAGE

## 1475K SERIES



SIZE 40"  
**12 DRAWER TROLLEY**  
 Stainless steel top


SIZE 40"  
**7-DRAWER TROLLEY**  
 Standard top



SIZE 40"  
**7-DRAWER TROLLEY**  
 Wooden top



SIZE 40"  
**6-DRAWER TROLLEY**  
 Standard top




SIZE 26"  
**8-DRAWER TROLLEY**  
 Standard top



### COLOURFUL TROLLEYS

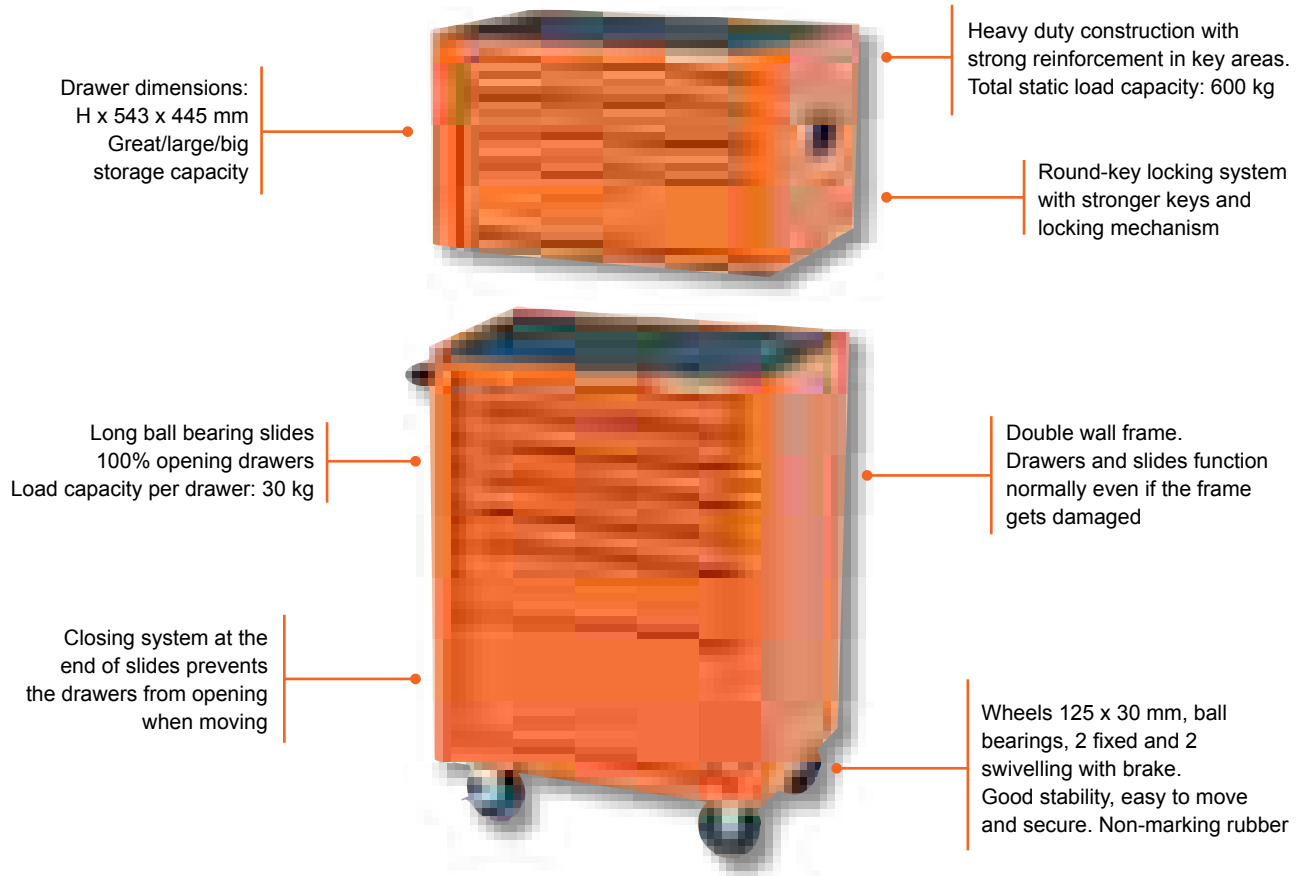


- |                |                 |
|----------------|-----------------|
| Västerås Black | Göteborg Blue   |
| Stockholm Blue | Malmö Violet    |
| Bahco Orange   | Lidköping Green |
| Enköping Red   | Bollnäs Green   |



# 1470K SERIES TOOL TROLLEYS & TOP CHEST

The 1470K Series Tool Trolleys & Top Chest are specially designed to meet the most demanding professional tool storage requirements. Robust construction means the tool trolleys can withstand heavy loads and high volume storage.



One of the highest volume capacities of its class:


**0,157 m<sup>3</sup>**

One of the highest drawer load capacities in its class:

**30 kg**


One of the highest static load capacities in its class:

**600 kg**



# TOOL MODULES FOR 1475K AND 1470K SERIES

Our tool modules bring order and organisation to the workplace. Adapted foam inlays ensure that all drawers are kept neat and tidy. They fit all Bahco Tool Trolleys and are available with or without tools.



## Special Features

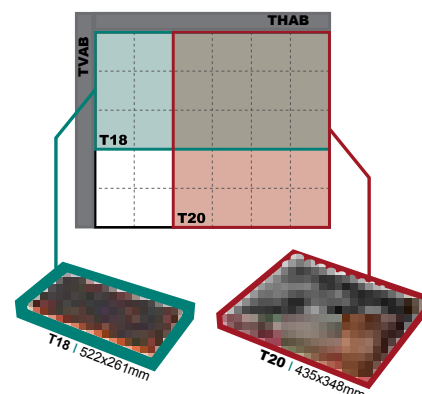
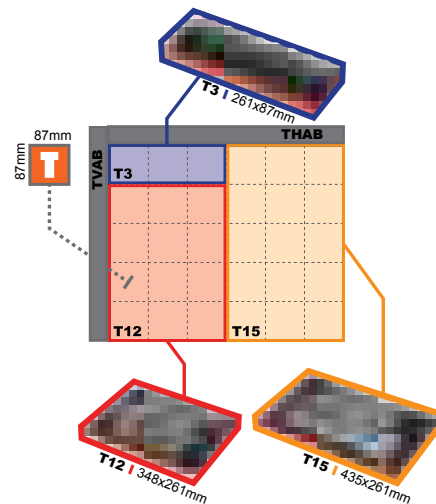
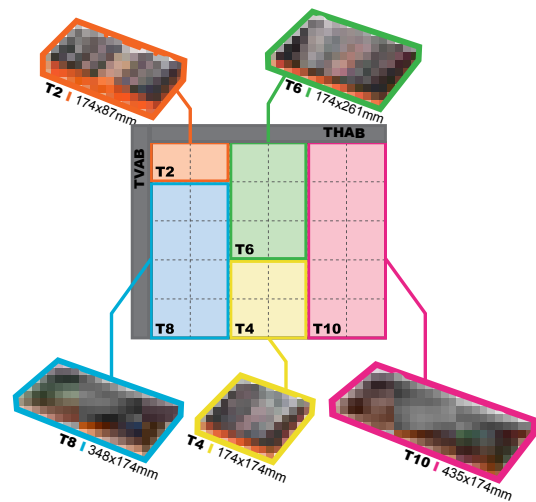
- Modular system
- Environmentally friendly foam, complying with EU requirements
- Resistant to skydrol, petrol, diesel and water
- Soft material that does not fracture
- UV stability
- Noise damping material
- Tool control and missing item identification through the use of two-coloured foam



**T-Module System offers numerous advantages:**

- Maximum storage capacity
- Large number of storage trays per drawer
- Multiple possibilities for tool storage
- Maximum use of storage tray surface area

Modules can be selected from a wide range of T-Modules, to suit user preferences and special requirements, then combined in various ways in the drawers of the Bahco tool trolleys.



## T-MODULES

| T size | Dimensions (mm) |
|--------|-----------------|
|--------|-----------------|

|     |           |
|-----|-----------|
| T2  | 174 x 87  |
| T3  | 261 x 87  |
| T4  | 174 x 174 |
| T6  | 174 x 261 |
| T8  | 348 x 174 |
| T10 | 435 x 174 |
| T12 | 348 x 261 |
| T15 | 435 x 261 |
| T18 | 522 x 261 |
| T20 | 435 x 348 |

| Adaptors | Dimensions (mm) |
|----------|-----------------|
|----------|-----------------|

|      |          |
|------|----------|
| TVAB | 444 x 21 |
| THAB | 519 x 9  |





## 4750-HDBS-1

### HEAVY DUTY BELT SET



- Heavy duty belt set
- Made from tough lightweight nylon with leather lining
- Heavy padded belt for superior comfort when fully loaded

|             |            |   |              |       |
|-------------|------------|---|--------------|-------|
|             | <br>731415 |   | <br>mm       | <br>g |
| 4750-HDBS-1 | 3015259    | 1 | 400x140x1390 | 1950  |

## 4750-3PB

### 3 POUCH BELT SET



- 3 pouch belt set
- Fits waist up to 48"
- Made from tough, lightweight nylon
- Plenty of riveting for real strength
- Rust proofed fittings, including tape clip

|            |            |   |             |       |
|------------|------------|---|-------------|-------|
|            | <br>731415 |   | <br>mm      | <br>g |
| 4750-3PB-1 | 3014719    | 1 | 690x110x270 | 900   |

## 4750-JU3PB

### JUNIOR POUCH BELT



- Junior 3 pouch belt set
- Made from tough lightweight nylon
- Plenty of riveting for real strength
- Rust proof fittings including tape clip

|              |            |   |            |       |
|--------------|------------|---|------------|-------|
|              | <br>731415 |   | <br>mm     | <br>g |
| 4750-JU3PB-1 | 3015747    | 1 | 430x60x150 | 375   |







## 4750-UP

### UNIVERSAL POUCH




- Universal pouch
- Carries all the essentials
- Rust proofed fittings
- Strong industrial stitching






|   |   |   |   |  |
|---|---|---|---|--|
|  | <br>731415 |  | <br>mm | <br>g |
| 4750-UP-1   | 3014795   | 1   | 290x110x310   | 430  |

## 4750-2PP

### 2 POCKET FIXINGS POUCH




- 2 pocket fixings pouch
- Extra strong 600D polyester
- Leather sleeve for your knife
- Handy extra pocket

|   |   |   |   |  |
|---|---|---|---|--|
|  | <br>731415 |  | <br>mm | <br>g |
| 4750-2PP-1  | 3014733   | 1   | 240x120x290   | 360  |

## 4750-EP

### ELECTRICIANS' POUCH



- Electricians' pouch
- Generous pouch space
- Rust-proof fittings
- Riveted for extra strength

|   |   |   |   |  |
|---|---|---|---|--|
|  | <br>731415 |  | <br>mm | <br>g |
| 4750-EP-1   | 3014726   | 1   | 320x120x250   | 500  |



## 4750-DHOP-1

### DRILL HOLSTER & POUCH



- Pouch for fixings storage
- Holds a cordless drill
- Includes a measuring tape clip



4750-DHOP-1



731415  
3018816



1



340x300x100



700

## 4750-DHO

### DRILL HOLSTER



- Drill holster
- Ergonomically designed
- Rust proof fittings
- Riveted reinforcement



4750-DHO-1



731415  
3014740



1



330x40x210



180

## 4750-HHO

### HAMMER HOLDER



- Hammer holder
- Holds any claw hammer at a comfortable angle
- Rust proof holder



4750-HHO-2



731415  
3014863



1



180x70x110




150







## 4750-MTHO-1

### MEASURING TAPE HOLDER



- Fits on any belt
- For measuring tape 5-10 m long
- Size: 11 x 14 cm




|   |   |   |   |  |
|---|---|---|---|--|
|  | <br>731415 |  | <br>mm | <br>g |
| 4750-MTHO-1   | 3015846   | 1   | 110x60x140  | 100  |

## 4750-KNHO-1

### KNIFE HOLDER



- Knife holder
- Riveted reinforcement
- Rust proofed fittings




|   |   |   |   |  |
|---|---|---|---|--|
|  | <br>731415 |  | <br>mm | <br>g |
| 4750-KNHO-1   | 3015839   | 1   | 90x30x160   | 63   |

## 4750-GNP-1

### GUN NAILS POUCH




- Fits on any belt
- Plastic reinforcement inside
- Industrial strength stitching
- Takes up to seven strips of 91 mm nails
- Size: 10 x 26 cm

|   |   |   |   |  |
|---|---|---|---|--|
|  | <br>731415 |  | <br>mm | <br>g |
| 4750-GNP-1  | 3018786   | 1   | 100x60x260  | 100  |



## 4750-VMPH-1

### VERTICAL MOBILE PHONE HOLDER



- Vertical mobile phone holder
- Velcro® loops fits any belt
- Made from strong nylon

|             |        |   |                 |         |
|-------------|--------|---|-----------------|---------|
|             |        |   |                 |         |
| 4750-VMPH-1 | 731415 | 1 | 75x60x150<br>mm | 70<br>g |

## 4750-HMPH-1

### HORIZONTAL MOBILE PHONE HOLDER




- Horizontal mobile phone holder that fits most common models
- Protection for your mobile phone

|             |        |   |                 |         |
|-------------|--------|---|-----------------|---------|
|             |        |   |                 |         |
| 4750-HMPH-1 | 731415 | 1 | 130x50x80<br>mm | 40<br>g |

## 4750-VMPH-2

### VERTICAL SMALL MOBILE PHONE HOLDER



- Modern design
- Belt loop
- Useful hanger

|             |        |   |                 |         |
|-------------|--------|---|-----------------|---------|
|             |        |   |                 |         |
| 4750-VMPH-2 | 731415 | 1 | 60x30x120<br>mm | 40<br>g |





## 4750-HMPH-2

### HORIZONTAL SMALL MOBILE PHONE HOLDER



- Horizontal mobile phone holder
- Belt loop






|   |   |   |   |  |
|---|---|---|---|--|
|  | <br>731415 |  | <br>mm | <br>g |
| 4750-HMPH-2   | 3016010   | 1   | 125x60x40   | 40   |

## 4750-HDB-1

### HEAVY DUTY LEATHER BELT WITH CUSHION




- Heavy duty leather belt with cushion
- Made from high grade leather
- Heavily padded for extra comfort






|   |   |   |   |  |
|---|---|---|---|--|
|  | <br>731415 |  | <br>mm | <br>g |
| 4750-HDB-1  | 3014955   | 1   | 510x50x50   | 300  |

## 4750-HDLB

### HEAVY DUTY LEATHER BELT



- Heavy duty leather belt
- Made from extra strong leather

|   |   |   |   |  |
|---|---|---|---|--|
|  | <br>731415 |  | <br>mm | <br>g |
| 4750-HDLB-1   | 3014757   | 1   | 1330x40x50  | 250  |








## 4750-QRLB

### QUICK RELEASE BELT



- Quick release belt
- Fits waist size 28" to 54"
- Quick release buckle
- Extra strong nylon and 600D polyester toolbelt






|   |   |   |   |  |
|---|---|---|---|--|
|  | <br>731415 |  | <br>mm | <br>g |
| 4750-QRLB-1   | 3014764   | 1   | 1430x20x60  | 180  |

## 4750-LBBLM/LBBLL-1

### LEATHER BELT BLACK




- Made from high quality leather
- M = 77 cm - 95 cm, L= 93 cm - 115 cm
- Width 4 cm






|   |   |   |   |  |
|---|---|---|---|--|
|  | <br>731415 |  | <br>mm | <br>g |
| 4750-LBBLL-1  | 3018830   | 1   | 40x130x5  | 200  |
| 4750-LBBLM-1  | 3018823   | 1   | 40x110x5  | 180  |

## 4750-LBBRM/LBBRL-1

### LEATHER BELT BROWN



- Made from high quality leather
- M = 77 cm - 95 cm, L= 93 cm - 115 cm
- Width 4 cm

|   |   |   |   |  |
|---|---|---|---|--|
|  | <br>731415 |  | <br>mm | <br>g |
| 4750-LBBRL-1  | 3018854   | 1   | 130x40x5  | 200  |
| 4750-LBBRM-1  | 3018847   | 1   | 130x40x5  | 180  |



## 4750-BWC-1

### BRACES WITH CLIPS



- Universal size with adjustable straps
- Made from strong and durable material
- 43 mm width elastic rubber
- Size: Universal

|            |         |   |            |     |
|------------|---------|---|------------|-----|
|            |         |   |            |     |
| 4750-BWC-1 | 3018809 | 1 | 430x20x800 | 190 |

## 4750-KP

### KNEE PADS



- Knee pads
- Hook and loop fastening, soft "bear" lining
- Made from strong synthetic leather with rubber

|           |         |   |            |     |
|-----------|---------|---|------------|-----|
|           |         |   |            |     |
| 4750-KP-1 | 3014771 | 1 | 1250x30x90 | 350 |

## 4750-FOLTC-1

### TOOL CASE/BAG



- Front opening leather tool case

|              |         |   |             |      |
|--------------|---------|---|-------------|------|
|              |         |   |             |      |
| 4750-FOLTC-1 | 3019271 | 1 | 440x160x270 | 3095 |





## TOOL HOLDERS COLLECTION

### 4750-TOCSAE-1

### TOOL CASE/BAG



- Tool case with strong aluminium edges
- Shoulder strap included
- Riveted reinforcement



4750-TOCSAE-1



731415



1



260x490x250



3200

### 4750-TOCSSL-1

### TOOL CASE/BAG



- Tool case with spirit level holder
- Shoulder strap included
- Pocket on the front for documents



4750-TOCSSL-1



731415



1



490x250x260



3100

### 9508

### TOOL CASE/BAG



- Plumber's leather tool case
- Shoulder belt included
- Reinforced corners and base



950800000



841334



1



430x180x180



10750







## 4750-TOCS-1

### TOOL CASE/BAG



- Small tool case
- Shoulder strap included






|   |   |   |   |  |
|---|---|---|---|--|
|  | <br>731415 |  | <br>mm | <br>g |
| 4750-TOCS-1   | 3015280   | 1   | 270x410x190   | 1900   |

## 4750-SLTC-1

### TOOL CASE/BAG



- Synthetic leather tool case






|   |   |   |   |  |
|---|---|---|---|--|
|  | <br>731415 |  | <br>mm | <br>g |
| 4750-SLTC-1   | 3019264   | 1   | 410x160x270   | 1700   |

## 4750-TOCST-1

### TOOL CASE/BAG



- Tool case tube
- Shoulder strap included
- 2 leather fastening straps

|   |   |   |   |  |
|---|---|---|---|--|
|  | <br>731415 |  | <br>mm | <br>g |
| 4750-TOCST-1  | 3018779   | 1   | 510x170x180   | 1700   |



# TOOL HOLDERS COLLECTION

## 4750-ROCO-1




### TOOL CASE/BAG

- Roll cover for tools

|             |            |   |            |       |
|-------------|------------|---|------------|-------|
|             | <br>731415 |   | <br>mm     | <br>g |
| 4750-ROCO-1 | 3015273    | 1 | 340x40x320 | 450   |

## 3100TB



### TOOL CASE/BAG

- Open top tool bag for easy access and use
- Comfortable padded carry strap and handle
- 10 internal, 11 external pockets, tape measure clip and spirit level straps
- Waterproof base

|        |            |   |             |       |
|--------|------------|---|-------------|-------|
|        | <br>731415 |   | <br>mm      | <br>g |
| 3100TB | 0125364    | 1 | 600x400x400 | 1200  |

## 4750-TOBA-1



### TOOL CASE/BAG

- Tool bag
- Reinforced floor
- Pocket with easy Velcro® fastening strap

|             |            |   |             |       |
|-------------|------------|---|-------------|-------|
|             | <br>731415 |   | <br>mm      | <br>g |
| 4750-TOBA-1 | 3015303    | 1 | 270x350x540 | 1400  |

## 4750-BAPA-1



### TOOL CASE/BAG

- Back pack
- Industrial stitching

|             |            |   |             |       |
|-------------|------------|---|-------------|-------|
|             | <br>731415 |   | <br>mm      | <br>g |
| 4750-BAPA-1 | 3015310    | 1 | 350x150x420 | 600   |





## 4750-BAPA-2

### TOOL CASE/BAG



- Back pack
- Adjustable shoulder straps
- Industrial stitching






|   |   |   |   |  |
|---|---|---|---|--|
|  | <br>731415 |  | <br>mm | <br>g |
| 4750-BAPA-2   | 3015327   | 1   | 320x50x420  | 600  |

## 4750-MOSBA-1

### TOOL CASE/BAG



- Mono shoulder bag
- Adjustable shoulder strap
- Extra pockets
- Industrial stitching






|   |   |   |   |  |
|---|---|---|---|--|
|  | <br>731415 |  | <br>mm | <br>g |
| 4750-MOSBA-1  | 3015334   | 1   | 390x40x490  | 430  |

## 4750-LUBA-1

### TOOL CASE/BAG




- Lunch bag
- Shoulder strap included
- Tough lightweight nylon with thermal-insulating foil lining

|   |   |   |   |  |
|---|---|---|---|--|
|  | <br>731415 |  | <br>mm | <br>g |
| 4750-LUBA-1   | 3015266   | 1   | 300x330x180   | 500  |





## 1475K8

## TOOL TROLLEYS



- 8 drawer trolley
- Lock & Go! latching system prevents drawers opening when moving the trolley
- Long ball bearing slides with 100% opening drawers
- Scratch resistant paint
- Available in different colours
- Big capacity heavy duty construction trolley
- Double wall frame protects the slides and drawers from shocks/crashes
- Reinforced areas to reduce stress in specific points of the trolley
- Strong and secure round type key and central locking mechanism
- Wheels of 125 x 50 mm with ball bearings and non-marking rubber surface
  - 2 fixed
  - 2 swivel with brake
- Drawers internal dimensions:
  - (6 x) 543 x 445 x 53 mm
  - (1 x) 543 x 445 x 118 mm
  - (1 x) 543 x 445 x 184 mm




|           | <br>731415 |   | <br>mm      | <br>Kg | <br>mm    | <br>Kg | <br>mm | <br>kg |
|-----------|------------|---|-------------|--------|-----------|--------|--------|--------|
| 1475K8PC  | 0182923    | 2 | 677x501x955 | 1.100  | 543x445xh | 45     | 50x125 | 80     |
| 1475K8PCM | 0182930    | 2 | 677x501x955 | 1.100  | 543x445xh | 45     | 50x125 | 80     |
| 1475K8PDG | 0183302    | 2 | 677x501x955 | 1.100  | 543x445xh | 45     | 50x125 | 80     |
| 1475K8PEV | 0182947    | 2 | 677x501x955 | 1.100  | 543x445xh | 45     | 50x125 | 80     |
| 1475K8PSP | 0183357    | 2 | 677x501x955 | 1.100  | 543x445xh | 45     | 50x125 | 80     |
| 1475K8PJJ | 0182961    | 2 | 677x501x955 | 1.100  | 543x445xh | 45     | 50x125 | 80     |
| 1475K8PAW | 0182978    | 2 | 677x501x955 | 1.100  | 543x445xh | 45     | 50x125 | 80     |
| 1475K8PSV | 0186952    | 1 | 677x501x955 | 1.100  | 543x445xh | 45     | 50x125 | 80     |





## 1475KXL6

## TOOL TROLLEYS



- 6 drawer extra large capacity trolley
- Lock & Go! latching system prevents drawers opening when moving the trolley
- Long ball bearing slides with 100% opening drawers
- Scratch resistant paint
- Available in different colours
- Extra large capacity heavy duty construction trolley
- Double wall frame protects the slides and drawers from shocks/crashes
- Reinforced areas to reduce stress in specific points of the trolley
- Strong and secure round type key and central locking mechanism
- Wheels of 150 x 50 mm with ball bearings and non-marking rubber surface
  - 2 fixed
  - 2 swivel with brake
- Drawers internal dimensions:
  - (2 x) 881 x 445 x 53 mm
  - (3 x) 881 x 445 x 118 mm
  - (1 x) 881 x 445 x 184 mm




|             | 731415  |   | mm            | Kg    | mm        | Kg | mm     | kg  |
|-------------|---------|---|---------------|-------|-----------|----|--------|-----|
| 1475KXL6PC  | 0182701 | 1 | 1.016x501x985 | 1.100 | 881x445xh | 45 | 50x150 | 133 |
| 1475KXL6PCM | 0182718 | 1 | 1.016x501x985 | 1.100 | 881x445xh | 45 | 50x150 | 133 |
| 1475KXL6PDG | 0183319 | 1 | 1.016x501x985 | 1.100 | 881x445xh | 45 | 50x150 | 133 |
| 1475KXL6PEV | 0182725 | 1 | 1.016x501x985 | 1.100 | 881x445xh | 45 | 50x150 | 133 |
| 1475KXL6PSP | 0183364 | 1 | 1.016x501x985 | 1.100 | 881x445xh | 45 | 50x150 | 133 |
| 1475KXL6PJJ | 0182749 | 1 | 1.016x501x985 | 1.100 | 881x445xh | 45 | 50x150 | 133 |
| 1475KXL6PAW | 0182756 | 1 | 1.016x501x985 | 1.100 | 881x445xh | 45 | 50x150 | 133 |
| 1475KXL6PSV | 0186969 | 1 | 1.016x501x985 | 1.100 | 881x445xh | 45 | 50x150 | 133 |






## 1475KXL7

## TOOL TROLLEYS



- 7 drawer extra large capacity trolley
- Lock & Go! latching system prevents drawers opening when moving the trolley
- Long ball bearing slides with 100% opening drawers
- Scratch resistant paint
- Available in different colours
- Extra large capacity heavy duty construction trolley
- Double wall frame protects the slides and drawers from shocks/crashes
- Reinforced areas to reduce stress in specific points of the trolley
- Strong and secure round type key and central locking mechanism
- Wheels of 150 x 50 mm with ball bearings and non-marking rubber surface
  - 2 fixed
  - 2 swivel with brake
- Drawers internal dimensions:
  - (3 x) 881 x 445 x 53 mm
  - (4 x) 881 x 445 x 118 mm




|             | <br>731415 |   | <br>mm        | <br>Kg | <br>mm    | <br>Kg | <br>mm | <br>kg |
|-------------|------------|---|---------------|--------|-----------|--------|--------|--------|
| 1475KXL7PC  | 0182763    | 1 | 1.016x501x985 | 1.100  | 881x445xh | 45     | 50x150 | 137    |
| 1475KXL7PCM | 0182770    | 1 | 1.016x501x985 | 1.100  | 881x445xh | 45     | 50x150 | 137    |
| 1475KXL7PDG | 0183326    | 1 | 1.016x501x985 | 1.100  | 881x445xh | 45     | 50x150 | 137    |
| 1475KXL7PEV | 0182787    | 1 | 1.016x501x985 | 1.100  | 881x445xh | 45     | 50x150 | 137    |
| 1475KXL7PSP | 0183371    | 1 | 1.016x501x985 | 1.100  | 881x445xh | 45     | 50x150 | 137    |
| 1475KXL7PJJ | 0182800    | 1 | 1.016x501x985 | 1.100  | 881x445xh | 45     | 50x150 | 137    |
| 1475KXL7PAW | 0182817    | 1 | 1.016x501x985 | 1.100  | 881x445xh | 45     | 50x150 | 137    |
| 1475KXL7PSV | 0186976    | 1 | 1.016x501x985 | 1.100  | 881x445xh | 45     | 50x150 | 137    |






1475KXL7TW

TOOL TROLLEYS



- 7 drawer extra large capacity trolley with wooden top
- Lock & Go! latching system prevents drawers opening when moving the trolley
- Long ball bearing slides with 100% opening drawers
- Scratch resistant paint
- Available in different colours
- Extra large capacity heavy duty construction trolley
- Double wall frame protects the slides and drawers from shocks/crashes
- Reinforced areas to reduce stress in specific points of the trolley
- Strong and secure round type key and central locking mechanism
- Wheels of 150 x 50 mm with ball bearings and non-marking rubber surface
  - 2 fixed
  - 2 swivel with brake
- Drawers internal dimensions:
  - (3 x) 881 x 445 x 53 mm
  - (4 x) 881 x 445 x 118 mm







|               | <br>731415 |   | <br>mm          | <br>Kg | <br>mm    | <br>Kg | <br>mm | <br>kg |
|---------------|------------|---|-----------------|--------|-----------|--------|--------|--------|
| 1475KXL7PCTW  | 0182824    | 1 | 1.016x501x1.020 | 1.100  | 881x445xh | 45     | 50x150 | 143    |
| 1475KXL7PCMTW | 0182831    | 1 | 1.016x501x1.020 | 1.100  | 881x445xh | 45     | 50x150 | 143    |
| 1475KXL7PDGTW | 0183333    | 1 | 1.016x501x1.020 | 1.100  | 881x445xh | 45     | 50x150 | 143    |
| 1475KXL7PEVTW | 0182848    | 1 | 1.016x501x1.020 | 1.100  | 881x445xh | 45     | 50x150 | 143    |
| 1475KXL7PSPTW | 0183388    | 1 | 1.016x501x1.020 | 1.100  | 881x445xh | 45     | 50x150 | 143    |
| 1475KXL7PJJTW | 0182862    | 1 | 1.016x501x1.020 | 1.100  | 881x445xh | 45     | 50x150 | 143    |
| 1475KXL7PSVTW | 0186983    | 1 | 1.016x501x1.020 | 1.100  | 881x445xh | 45     | 50x150 | 143    |





## 1475KXL12TSS

## TOOL TROLLEYS



- 12 drawer extra large capacity trolley with stainless steel top
- Lock & Go! latching system prevents drawers opening when moving the trolley
- Long ball bearing slides with 100% opening drawers
- Scratch resistant paint
- Extra large capacity heavy duty construction trolley
- Double wall frame protects the slides and drawers from shocks/crashes
- Reinforced areas to reduce stress in specific points of the trolley
- Strong and secure round type key and central locking mechanism
- Wheels of 150 x 50 mm with ball bearings and non-marking rubber surface
  - 2 fixed
  - 2 swivel with brake
- Drawers internal dimensions:
  - (1 x) 881 x 445 x 53 mm
- Left side drawers:
  - (4 x) 284 x 445 x 53 mm
  - (1 x) 284 x 445 x 118 mm
  - (1 x) 284 x 445 x 184 mm
- Right side drawers:
  - (2 x) 540 x 445 x 53 mm
  - (2 x) 540 x 445 x 118 mm
  - (1 x) 540 x 445 x 184 mm

|                 | 731415  |   | mm              | Kg    | mm | Kg | mm     | kg  |
|-----------------|---------|---|-----------------|-------|----|----|--------|-----|
| 1475KXL12PCMTSS | 0182886 | 1 | 1.016x501x1.020 | 1.100 | -  | 45 | 50x150 | 148 |
| 1475KXL12PCTSS  | 0182879 | 1 | 1.016x501x1.020 | 1.100 | -  | 45 | 50x150 | 148 |
| 1475KXL12PDGTSS | 0183340 | 1 | 1.016x501x1.020 | 1.100 | -  | 45 | 50x150 | 148 |
| 1475KXL12PEVTSS | 0182893 | 1 | 1.016x501x1.020 | 1.100 | -  | 45 | 50x150 | 148 |
| 1475KXL12PJJTSS | 0182916 | 1 | 1.016x501x1.020 | 1.100 | -  | 45 | 50x150 | 148 |
| 1475KXL12PSPTSS | 0183395 | 1 | 1.016x501x1.020 | 1.100 | -  | 45 | 50x150 | 148 |
| 1475KXL12PSVTSS | 0186990 | 1 | 1.016x501x1.020 | 1.100 | -  | 45 | 50x150 | 148 |




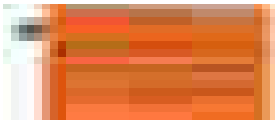


1470K5

TOOL TROLLEYS



- 5 drawer trolley
- Large capacity heavy duty construction trolley
- Double wall frame protects the slides and drawers from shocks/crashes
- Reinforced areas to reduce stress in specific points of the trolley
- Long ball bearing slides with 100% opening drawers
- Click/detent closing system of drawers
- Strong and secure round type key and central locking mechanism
- Wheels of 125 x 30 mm with ball bearings and non-marking rubber surface
  - 2 fixed
  - 2 swivel with brake
- Drawers internal dimensions:
  - (1 x) 543 x 445 x 53 mm
  - (2 x) 543 x 445 x 118 mm
  - (2 x) 543 x 445 x 184 mm



|        |        |   |                      |           |                     |          |                |          |
|--------|--------|---|----------------------|-----------|---------------------|----------|----------------|----------|
|        |        |   |                      |           |                     |          |                |          |
| 1470K5 | 731415 | 1 | 677x 501 x 950<br>mm | 600<br>Kg | 543 x 445 x h<br>mm | 30<br>Kg | 30 x 125<br>mm | 62<br>kg |






## 1470K6

## TOOL TROLLEYS



- 6 drawer trolley
- Large capacity heavy duty construction trolley
- Double wall frame protects the slides and drawers from shocks/crashes
- Reinforced areas to reduce stress in specific points of the trolley
- Long ball bearing slides with 100% opening drawers
- Click/detent closing system of drawers
- Strong and secure round type key and central locking mechanism
- Wheels of 125 x 30 mm with ball bearings and non-marking rubber surface
  - 2 fixed
  - 2 swivel with brake
- Drawers internal dimensions:
  - (3 x) 543 x 445 x 53 mm
  - (2 x) 543 x 445 x 118 mm
  - (1 x) 543 x 445 x 249 mm



|        |        |   |                       |           |                     |          |                |          |
|--------|--------|---|-----------------------|-----------|---------------------|----------|----------------|----------|
|        |        |   |                       |           |                     |          |                |          |
| 1470K6 | 731415 | 1 | 677 x 501 x 950<br>mm | 600<br>Kg | 543 x 445 x h<br>mm | 30<br>Kg | 30 x 125<br>mm | 66<br>kg |






1470K7

TOOL TROLLEYS



- 7 drawer trolley
- Large capacity heavy duty construction trolley
- Double wall frame protects the slides and drawers from shocks/crashes
- Reinforced areas to reduce stress in specific points of the trolley
- Long ball bearing slides with 100% opening drawers
- Click/detent closing system of drawers
- Strong and secure round type key and central locking mechanism
- Wheels of 125 x 30 mm with ball bearings and non-marking rubber surface
  - 2 fixed
  - 2 swivel with brake
- Drawers internal dimensions:
  - (5 x) 543 x 445 x 53 mm
  - (1 x) 543 x 445 x 118 mm
  - (1 x) 543 x 445 x 249 mm





|        |        |   |                      |           |                 |          |              |          |
|--------|--------|---|----------------------|-----------|-----------------|----------|--------------|----------|
|        |        |   |                      |           |                 |          |              |          |
| 1470K7 | 731415 | 1 | 677x 501 x 950<br>mm | 600<br>Kg | 543 x 445<br>mm | 30<br>Kg | 30x125<br>mm | 68<br>kg |



## 1480K4

### TOOL TROLLEYS



- 4 drawer top chest
- Large capacity heavy duty construction top chest
- Double wall frame protects the slides and drawers from shocks/crashes
- Reinforced areas to reduce stress in specific points of the top chest
- Long ball bearing slides with 100% opening drawers
- Click/detent closing system of drawers
- Strong and secure round type key and central locking mechanism
- Drawers internal dimensions:
  - (3 x) 543 x 445 x 53 mm
  - (1 x) 543 x 445 x 118 mm

|        |         |   |                 |     |               |    |   |    |
|--------|---------|---|-----------------|-----|---------------|----|---|----|
|        |         |   |                 |     |               |    |   |    |
| 1480K4 | 0136155 | 1 | 677 x 501 x 420 | 300 | 543 x 445 x h | 30 | - | 40 |

## 3395L

### TOOL TROLLEYS



- 8 drawer trolley
- Finish: Baked enamel
- Reinforced areas to reduce stress in specific points of the trolley
- Collapsible side table with rubber cover as additional storage surface as well as working area
- Long ball bearing slides with 100% opening drawers
- Click/detent closing system of drawers
- Strong and secure key and central locking mechanism
- Wheels of 100 x 25 mm with ball bearings and non-marking rubber outsurface
  - 2 fixed
  - 2 swivel with brake
- Drawers internal dimensions (not modular)
  - (6 x) 570 x 400 x 60 mm
  - (2 x) 570 x 400 x 133 mm

|       |         |   |             |     |               |    |        |    |
|-------|---------|---|-------------|-----|---------------|----|--------|----|
|       |         |   |             |     |               |    |        |    |
| 3395L | 1810023 | 1 | 674x450x975 | 600 | 570 x 400 x h | 30 | 25x100 | 64 |



**6M/T3/5**

**TOOL MODULES**



- Fit all Bahco tool trolleys
- Modular system: T3
- Environmentally friendly foams, complying with EU requirements
- Resistant to skydrol, petrol, diesel and water
- 2 colour tool control system helps to identify missing items
- /E: Empty inlay

|               | <br>731415 |   | <br>mm | <br>g |
|---------------|------------|---|--------|-------|
| 6M/T3/5       | 0136384    | 1 | 261x87 | 350   |
| 6M-SBS10/T3/E | 0136919    | 1 | 261x87 | 18    |

6M  
6-7 8-9 10-11 12-13 14-15 mm



**6M/T12/7**

**TOOL MODULES**



- Fit all Bahco tool trolleys
- Modular system: T12
- Environmentally friendly foams, complying with EU requirements
- Resistant to skydrol, petrol, diesel and water
- 2 colour tool control system helps to identify missing items
- /E: Empty inlay

|          | <br>731415 |   | <br>mm  | <br>g |
|----------|------------|---|---------|-------|
| 6M/T12/7 | 0136391    | 1 | 348x261 | 2260  |
| 6M/T12/E | 0136926    | 1 | 348x261 | 72    |

6M  
16-17 18-19 20-22 21-23 24-27 25-28 30-32 mm





## SBS10/T3/5

### TOOL MODULES



- Fit all Bahco tool trolleys
- Modular system: T3
- Environmentally friendly foams, complying with EU requirements
- Resistant to skydrol, petrol, diesel and water
- 2 colour tool control system helps to identify missing items
- /E: Empty inlay

|               | <br>731415 |   | <br>mm | <br>g |
|---------------|------------|---|--------|-------|
| SBS10/T3/5    | 0136407    | 1 | 261x87 | 385   |
| 6M-SBS10/T3/E | 0136919    | 1 | 261x87 | 18    |

SBS10  
6-7 8-9 10-11 12-13 14-15 mm



## SBS10/T12/6

### TOOL MODULES



- Fit all Bahco tool trolleys
- Modular system: T12
- Environmentally friendly foams, complying with EU requirements
- Resistant to skydrol, petrol, diesel and water
- 2 colour tool control system helps to identify missing items
- /E: Empty inlay

|             | <br>731415 |   | <br>mm  | <br>g |
|-------------|------------|---|---------|-------|
| SBS10/T12/6 | 0136414    | 1 | 348x261 | 1880  |
| SBS10/T12/E | 0136933    | 1 | 348x261 | 72    |

SBS10  
16-17 18-19 20-22 21-23 24-27 30-32 mm










111M/T4/8

TOOL MODULES



- Fit all Bahco tool trolleys
- Modular system: T4
- Environmentally friendly foams, complying with EU requirements
- Resistant to skydrol, petrol, diesel and water
- 2 colour tool control system helps to identify missing items
- /E: Empty inlay


|  | <br>731415 |  | <br>mm | <br>g |
|---|---|---|---|--|
| 111M/T4/8   | 0190287   | 1   | 174x174   | 445  |
| 111M-S20/T4/E   | 0190225   | 1   | 174x174   | 25   |

111M  
6, 7, 8, 9, 10, 11, 12, 13 mm








111M/T6/7

TOOL MODULES



- Fit all Bahco tool trolleys
- Modular system: T6
- Environmentally friendly foams, complying with EU requirements
- Resistant to skydrol, petrol, diesel and water
- 2 colour tool control system helps to identify missing items
- /E: Empty inlay

|  | <br>731415 |  | <br>mm | <br>g |
|---|---|---|---|--|
| 111M/T6/7   | 0190270   | 1   | 174x261   | 1165   |


111M  
14, 15, 16, 17, 18, 19, 20 mm












## 111M/T15/6



### TOOL MODULES

- Fit all Bahco tool trolleys
- Modular system: T15
- Environmentally friendly foams, complying with EU requirements
- Resistant to skydrol, petrol, diesel and water
- 2 colour tool control system helps to identify missing items
- /E: Empty inlay

|  | <br>731415 |  | <br>mm | <br>g |
|---|---|---|---|--|
| 111M/T15/6  | 0136445   | 1   | 435x261   | 2715   |
| 111M-S20/T15/E  | 0190249   | 1   | 435x261   | 90   |

111M  
21, 22, 24, 27, 30, 32 mm








## SBS20/T4/8



### TOOL MODULES

- Fit all Bahco tool trolleys
- Modular system: T4
- Environmentally friendly foams, complying with EU requirements
- Resistant to skydrol, petrol, diesel and water
- 2 colour tool control system helps to identify missing items
- /E: empty inlay

|  | <br>731415 |  | <br>mm | <br>g |
|---|---|---|---|--|
| SBS20/T4/8  | 0190294   | 1   | 174x174   | 445  |
| 111M-S20/T4/E   | 0190225   | 1   | 174x174   | 25   |

SBS20  
6, 7, 8, 9, 10, 11, 12, 13 mm








**SBS20/T6/7**

**TOOL MODULES**



- Fit all Bahco tool trolleys
- Modular system: T6
- Environmentally friendly foams, complying with EU requirements
- Resistant to skydrol, petrol, diesel and water
- 2 colour tool control system helps to identify missing items
- /E: Empty inlay

|  | <br>731415 |  | <br>mm | <br>g |
|---|---|---|---|--|
| SBS20/T6/7  | 0190300   | 1   | 174x261   | 1165   |
| 111M-S20/T6/E   | 0190232   | 1   | 174x261   | 35   |

SBS20  
14, 15, 16, 17, 18, 19, 20 mm








**SBS20/T15/6**

**TOOL MODULES**



- Fit all Bahco tool trolleys
- Modular system: T15
- Environmentally friendly foams, complying with EU requirements
- Resistant to skydrol, petrol, diesel and water
- 2 colour tool control system helps to identify missing items
- /E: Empty inlay

|  | <br>731415 |  | <br>mm | <br>g |
|---|---|---|---|--|
| SBS20/T15/6   | 0136476   | 1   | 435x261   | 2815   |
| 111M-S20/T15/E  | 0190249   | 1   | 435x261   | 90   |

SBS20  
21, 22, 24, 27, 30, 32 mm










## 1RM/T2/4

### TOOL MODULES

- Fit all Bahco tool trolleys
- Modular system: T2
- Environmentally friendly foams, complying with EU requirements
- Resistant to skydrol, petrol, diesel and water
- 2 colour tool control system helps to identify missing items
- /E: Empty inlay



|  | <br>731415 |  | <br>mm | <br>g |
|---|---|---|---|--|
| 1RM/T2/4  | 0136513   | 1   | 174x87  | 255  |
| 1RM/T2/E  | 0136971   | 1   | 147x87  | 12   |

1RM  
8, 9, 10, 11 mm








## 1RM/T6/8

### TOOL MODULES

- Fit all Bahco tool trolleys
- Modular system: T6
- Environmentally friendly foams, complying with EU requirements
- Resistant to skydrol, petrol, diesel and water
- 2 colour tool control system helps to identify missing items
- /E: Empty inlay



|  | <br>731415 |  | <br>mm | <br>g |
|---|---|---|---|--|
| 1RM/T6/8  | 0136520   | 1   | 174x261   | 1285   |
| 1RM/T6/E  | 0136988   | 1   | 174x261   | 35   |

1RM  
12, 13, 14, 15, 16, 17, 18, 19 mm










**2M/T8/7**

**TOOL MODULES**



- Fit all Bahco tool trolleys
- Modular system: T8
- Environmentally friendly foams, complying with EU requirements
- Resistant to skydrol, petrol, diesel and water
- 2 colour tool control system helps to identify missing items
- /E: Empty inlay

|  | <br>731415 |  | <br>mm | <br>g |
|---|---|---|---|--|
| 2M/T8/7   | 0136537   | 1   | 348x174   | 1110   |
| 2M-SBS30/T8/E   | 0136995   | 1   | 348x174   | 48   |

2M  
6-7 8-9 10-11 12-13 14-15 16-17 18-19 mm








**2M/T10/5**

**TOOL MODULES**



- Fit all Bahco tool trolleys
- Modular system: T10
- Environmentally friendly foams, complying with EU requirements
- Resistant to skydrol, petrol, diesel and water
- 2 colour tool control system helps to identify missing items
- /E: Empty inlay

|  | <br>731415 |  | <br>mm | <br>g |
|---|---|---|---|--|
| 2M/T10/5  | 0136544   | 1   | 435x174   | 2520   |
| 2M/T10/E  | 0137008   | 1   | 435x174   | 60   |

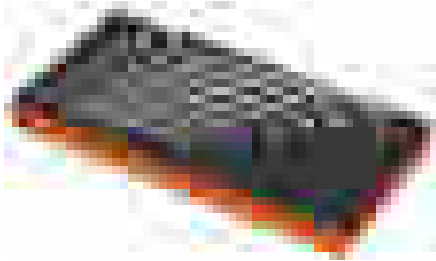
2M  
20-22 21-23 24-27 25-28 30-32 mm





## SBS30/T8/7

### TOOL MODULES



- Fit all Bahco tool trolleys
- Modular system: T8
- Environmentally friendly foams, complying with EU requirements
- Resistant to skydrol, petrol, diesel and water
- 2 colour tool control system helps to identify missing items
- /E: Empty inlay

|               | <br>731415 |   | <br>mm  | <br>g |
|---------------|------------|---|---------|-------|
| SBS30/T8/7    | 0136551    | 1 | 348x174 | 1095  |
| 2M-SBS30/T8/E | 0136995    | 1 | 348x174 | 48    |

SBS30  
6-7 8-9 10-11 12-13 14-15 16-17 18-19 mm



## SBS30/T10/4

### TOOL MODULES



- Fit all Bahco tool trolleys
- Modular system: T10
- Environmentally friendly foams, complying with EU requirements
- Resistant to skydrol, petrol, diesel and water
- 2 colour tool control system helps to identify missing items
- /E: Empty inlay

|             | <br>731415 |   | <br>mm  | <br>g |
|-------------|------------|---|---------|-------|
| SBS30/T10/4 | 0136568    | 1 | 435x174 | 2055  |
| SBS30/T10/E | 0137015    | 1 | 435x174 | 60    |

SBS30  
20-22 21-23 24-27 30-32 mm





28M/T15/13

TOOL MODULES



- Fit all Bahco tool trolleys
- Modular system: T15
- Environmentally friendly foams, complying with EU requirements
- Resistant to skydrol, petrol, diesel and water
- 2 colour tool control system helps to identify missing items
- /E: Empty inlay

|            | <br>731415 |   | <br>mm  | <br>g |
|------------|------------|---|---------|-------|
| 28M/T15/13 | 0178537    | 1 | 435x261 | 2500  |
| 28M/T15/E  | 0178513    | 1 | 435x261 | 90    |

28M  
7, 8, 9, 10, 11, 12, 13, 14, 15, 16, 17, 18, 19 mm



28M/T20/6

TOOL MODULES



- Fit all Bahco tool trolleys
- Modular system: T20
- Environmentally friendly foams, complying with EU requirements
- Resistant to skydrol, petrol, diesel and water
- 2 colour tool control system helps to identify missing items
- /E: Empty inlay

|           | <br>731415 |   | <br>mm  | <br>g |
|-----------|------------|---|---------|-------|
| 28M/T20/6 | 0178544    | 1 | 435x348 | 5200  |
| 28M/T20/E | 0178520    | 1 | 435x348 | 120   |

28M  
22, 23, 24, 27, 30, 32 mm





## 29M/T15/13


### TOOL MODULES

- Fit all Bahco tool trolleys
- Modular system: T15
- Environmentally friendly foams, complying with EU requirements
- Resistant to skydrol, petrol, diesel and water
- 2 colour tool control system helps to identify missing items
- /E: Empty inlay



|            | <br>731415 |   | <br>mm  | <br>g |
|------------|------------|---|---------|-------|
| 29M/T15/13 | 0178551    | 1 | 435x261 | 2500  |
| 28M/T15/E  | 0178513    | 1 | 435x261 | 90    |

29M  
7, 8, 9, 10, 11, 12, 13, 14, 15, 16, 17, 18, 19 mm



## 29M/T20/6


### TOOL MODULES

- Fit all Bahco tool trolleys
- Modular system: T20
- Environmentally friendly foams, complying with EU requirements
- Resistant to skydrol, petrol, diesel and water
- 2 colour tool control system helps to identify missing items
- /E: Empty inlay



|           | <br>731415 |   | <br>mm  | <br>g |
|-----------|------------|---|---------|-------|
| 29M/T20/6 | 0178568    | 1 | 435x348 | 5200  |
| 28M/T20/E | 0178520    | 1 | 435x348 | 120   |

29M  
22, 23, 24, 27, 30, 32 mm





4040M/T12/8

TOOL MODULES



- Fit all Bahco tool trolleys
- Modular system: T12
- Environmentally friendly foams, complying with EU requirements
- Resistant to skydrol, petrol, diesel and water
- 2 colour tool control system helps to identify missing items
- /E: Empty inlay

|                   | <br>731415 |   | <br>mm  | <br>g |
|-------------------|------------|---|---------|-------|
| 4040M/T12/8       | 0136575    | 1 | 348x261 | 2195  |
| 4040M-SBS50/T12/E | 0137022    | 1 | 348x261 | 72    |

4040M  
8-9 10-11 12-13 14-15 16-17 18-19 20-22 21-23 mm



SBS50/T12/8

TOOL MODULES



- Fit all Bahco tool trolleys
- Modular system: T12
- Environmentally friendly foams, complying with EU requirements
- Resistant to skydrol, petrol, diesel and water
- 2 colour tool control system helps to identify missing items
- /E: Empty inlay

|                   | <br>731415 |   | <br>mm  | <br>g |
|-------------------|------------|---|---------|-------|
| SBS50/T12/8       | 0136582    | 1 | 348x261 | 2245  |
| 4040M-SBS50/T12/E | 0137022    | 1 | 348x261 | 72    |

SBS50  
8-9 10-11 12-13 14-15 16-17 18-19 20-22 21-23 mm







## 7800SM/T12/26

### TOOL MODULES

- Fit all Bahco tool trolleys
- Modular system: T12
- Environmentally friendly foams, complying with EU requirements
- Resistant to skydrol, petrol, diesel and water
- 2 colour tool control system helps to identify missing items
- /E: Empty inlay

|               | <br>731415 |   | <br>mm  | <br>g |
|---------------|------------|---|---------|-------|
| 7800SM/T12/26 | 0136599    | 1 | 348x261 | 2220  |
| 7800SM/T12/E  | 0137039    | 1 | 348x261 | 72    |

#### 7800SM

8, 9, 10, 11, 12, 13, 14, 15,  
16, 17, 18, 19, 21, 22, 23,  
24, 26, 27, 28, 30, 32 mm



8154-1/2  
283 mm



8155-1/2



8166-1/2



8160-1/2 & 8162-1/2  
125 mm & 250 mm



## 7800DM/T12/27

### TOOL MODULES

- Fit all Bahco tool trolleys
- Modular system: T12
- Environmentally friendly foams, complying with EU requirements
- Resistant to skydrol, petrol, diesel and water
- 2 colour tool control system helps to identify missing items
- /E: Empty inlay

|               | <br>731415 |   | <br>mm  | <br>g |
|---------------|------------|---|---------|-------|
| 7800DM/T12/27 | 0136605    | 1 | 348x261 | 4280  |
| 7800DM/T12/E  | 0137046    | 1 | 348x261 | 72    |

#### 7800DM


8, 9, 10, 12, 13, 14, 15, 16,  
17, 18, 19, 20, 21, 22, 23, 24,  
26, 27, 28, 30, 31, 32 mm



8154-1/2  
283 mm



8155-1/2



8166-1/2



8160-1/2 & 8162-1/2  
125 mm & 250 mm





## SBS80/T20/29



### TOOL MODULES

- Fit all Bahco tool trolleys
- Modular system: T20
- Environmentally friendly foams, complying with EU requirements
- Resistant to skydrol, petrol, diesel and water
- 2 colour tool control system helps to identify missing items
- /E: Empty inlay

|              | <br>731415 |   | <br>mm  | <br>g |
|--------------|------------|---|---------|-------|
| SBS80/T20/29 | 0136612    | 1 | 435x348 | 5585  |
| SBS80/T20/E  | 0137053    | 1 | 435x348 | 120   |

SBS80  
8, 9, 10, 12, 13, 14, 15, 16,  
17, 18, 19, 21, 22, 23, 24,  
25, 26, 27, 30, 32 mm




SBS85  
1/2"



SBS81  
1/2"



SBS87S & SBS87  
257 mm & 390 mm



SBS83  
3 (75 mm), 5 (125 mm),  
10 (250 mm)



SBS88 & SBS89  
1/2"-3/8" & 1/2"-3/4"



SBS86  
1/2" - 283 mm



## 7805DM/T6/6



### TOOL MODULES

- Fit all Bahco tool trolleys
- Modular system: T6
- Environmentally friendly foams, complying with EU requirements
- Resistant to skydrol, petrol, diesel and water
- 2 colour tool control system helps to identify missing items
- /E: Empty inlay

|               | <br>731415 |   | <br>mm  | <br>g |
|---------------|------------|---|---------|-------|
| 7805DM/T6/6   | 0165995    | 1 | 174x261 | 1010  |
| 7805DM/T6/6/E | 0166008    | 1 | 174x261 | 35    |

7805DM  
10, 12, 13, 17, 19 mm



1419-MD  
150 mm





## 6700SM/T4/19



### TOOL MODULES

- Fit all Bahco tool trolleys
- Modular system: T4
- Environmentally friendly foams, complying with EU requirements
- Resistant to skydrol, petrol, diesel and water
- 2 colour tool control system helps to identify missing items
- /E: Empty inlay

|   | <br>731415 |      | <br>mm        | <br>g |
|---|------------|------|---------------|-------|
| 6700SM/T4/19                                      | 0136629    | 1    | 174x174       | 665   |
| 6700SM/T4/E                                       | 0137060    | 1    | 174x174       | 25    |
| <b>6700SM</b>                                     |            |      |               |       |
| 4, 4.5, 5, 5.5, 6, 7, 8, 9, 10, 11, 12, 13, 14 mm |            | 6954 | 1/4" - 115 mm |       |
| 6950<br>1/4"                                      |            | 6966 | 1/4"          |       |
| 6960 & 6962<br>50 mm & 150 mm                     |            | 6956 | 1/4"          |       |

## SBS60/T4/21



### TOOL MODULES

- Fit all Bahco tool trolleys
- Modular system: T4
- Environmentally friendly foams, complying with EU requirements
- Resistant to skydrol, petrol, diesel and water
- 2 colour tool control system helps to identify missing items
- /E: Empty inlay

|   | <br>731415 |                             | <br>mm                  | <br>g |
|---|------------|-----------------------------|-------------------------|-------|
| SBS60/T4/21                                       | 0136636    | 1                           | 174x174                 | 790   |
| SBS60/T4/E  | 0137077    | 1                           | 174x174                 | 25    |
| <b>SBS60</b>                                      |            |                             |                         |       |
| 4, 4.5, 5, 5.5, 6, 7, 8, 9, 10, 11, 12, 13, 14 mm |            | SBS65                       | 1/4"                    |       |
| SBS61<br>1/4"                                     |            | SBS63-2 & SBS63-4 & SBS63-6 | 50 mm & 100 mm & 150 mm |       |
| SBS67<br>1/4"                                     |            | SBS69                       | 1/4" - 3/8"             |       |
| SBS64<br>1/4" - 125 mm                            |            |                             |                         |       |



**7400SM/T8/23**



**TOOL MODULES**

- Fit all Bahco tool trolleys
- Modular system: T8
- Environmentally friendly foams, complying with EU requirements
- Resistant to skydrol, petrol, diesel and water
- 2 colour tool control system helps to identify missing items
- /E: Empty inlay

|   | <br>731415 |   | <br>mm  | <br>g |
|---|------------|---|---|-------|
| 7400SM/T8/23  | 0136643    | 1 | 348x174                                       | 1700  |
| 7400SM/T8/E   | 0137084    | 1 | 348x174                                       | 48    |
| <b>7400SM</b>   |            |   |   |       |
| 6, 7, 8, 9, 10, 12, 13, 14, 15, 16, 17, 18, 19, 20, 21, 22 mm |            |   | 7760 & 7761 & 7762<br>75 mm & 125 mm & 250 mm |       |
| 7755-3/8  |            |   | 7754<br>3/8" - 160 mm                         |       |
| 7766<br>3/8"  |            |   |   |       |

**SBSF/T8/23**



**TOOL MODULES**

- Fit all Bahco tool trolleys
- Modular system: T8
- Environmentally friendly foams, complying with EU requirements
- Resistant to skydrol, petrol, diesel and water
- 2 colour tool control system helps to identify missing items
- /E: Empty inlay

|   | <br>731415 |   | <br>mm                                   | <br>g |
|---|------------|---|--|-------|
| SBSF/T8/23  | 0136650    | 1 | 348x174                                  | 1865  |
| SBSF/T8/E   | 0137091    | 1 | 348x174                                  | 48    |
| <b>SBSF</b>   |            |   |  |       |
| 6, 7, 8, 9, 10, 11, 12, 13, 14, 15, 16, 17, 18, 19 mm |            |   | SBS775<br>3/8"                           |       |
| SBS750<br>3/8"  |            |   | SBS723 & SBS724<br>3/8"-1/4" & 3/8"-1/2" |       |
| SBS760 & SBS761 & SBS762<br>75 mm & 125 mm & 250 mm   |            |   | SBS705<br>3/8"                           |       |
| SBS755<br>3/8" - 160 mm                               |            |   |  |       |



## BE009/T10/9

## TOOL MODULES



- Fit all Bahco tool trolleys
- Modular system: T10
- Environmentally friendly foams, complying with EU requirements
- Resistant to skydrol, petrol, diesel and water
- 2 colour tool control system helps to identify missing items
- /E: Empty inlay

|             | <br>731415 |   | <br>mm  | <br>g |
|-------------|------------|---|---------|-------|
| BE009/T10/9 | 0136667    | 1 | 435x174 | 820   |
| BE009/T10/E | 0137107    | 1 | 435x174 | 60    |

BE-8020L & BE-8040 &  
BE-8150 & BE-8255 &  
BE-8256  
3x75 mm & 4x100 mm &  
5.5x100 mm & 6.5x150 mm  
& 8x150 mm



BE-8610 & BE-8620  
PH 1x75 mm &  
PH 2x100 mm



BE-8340  
4x25 mm




BE-8601  
PH 1x25 mm



## 800S/T10/9

## TOOL MODULES



- Fit all Bahco tool trolleys
- Modular system: T10
- Environmentally friendly foams, complying with EU requirements
- Resistant to skydrol, petrol, diesel and water
- 2 colour tool control system helps to identify missing items
- /E: Empty inlay

|            | <br>731415 |   | <br>mm  | <br>g |
|------------|------------|---|---------|-------|
| 800S/T10/9 | 0136674    | 1 | 435x174 | 820   |
| 800S/T10/E | 0137114    | 1 | 435x174 | 60    |

811-5.5-100 & 811-6.5-125 &  
811-8-150  
5.5x150 mm & 6.5x125 mm &  
8x150 mm



815-1-25  
PH 1x25 mm



813-3-75 & 813-4-100  
3.0x75 mm & 4.0x100 mm



811-5.5-25  
5.5x25 mm



815-1-100 & 811-2-125  
PH 1x100 mm & PH 2x125 mm





600S/T10/9

TOOL MODULES



- Fit all Bahco tool trolleys
- Modular system: T10
- Environmentally friendly foams, complying with EU requirements
- Resistant to skydrol, petrol, diesel and water
- 2 colour tool control system helps to identify missing items
- /E: Empty inlay

|            | <br>731415 |   | <br>mm  | <br>g |
|------------|------------|---|---------|-------|
| 600S/T10/9 | 0136681    | 1 | 435x174 | 815   |
| 600S/T10/E | 0137121    | 1 | 435x174 | 60    |

613-3-75  
3x75 mm



611-4-100 & 611-5.5-100 & 611-6.5-150 & 611-8-150  
4x100 mm & 5.5x100 mm & 6.5x150 mm & 8x150 mm



611-6.5-25  
6.5x25 mm



615-1-100 & 615-2-125  
PH 1x100 mm & PH 2x125 mm



615-2-25  
PH 2x25 mm



BE009/T6/7

TOOL MODULES



- Fit all Bahco tool trolleys
- Modular system: T6
- Environmentally friendly foams, complying with EU requirements
- Resistant to skydrol, petrol, diesel and water
- 2 colour tool control system helps to identify missing items
- /E: Empty inlay

|            | <br>731415 |   | <br>mm  | <br>g |
|------------|------------|---|---------|-------|
| BE009/T6/7 | 0136698    | 1 | 174x261 | 430   |
| BE009/T6/E | 0137138    | 1 | 174x261 | 35    |

BE-8906 & BE-8907 & BE-8908 & BE-8909 &  
BE-8910 & BE-8915 & BE-8920  
T-6x75 mm & T-7x75 mm & T-8x75 mm & T-9x75 mm &  
T-10x75 mm & T-15x100 mm & T-20x100 mm





## BE009/T8/5

## TOOL MODULES



- Fit all Bahco tool trolleys
- Modular system: T8
- Environmentally friendly foams, complying with EU requirements
- Resistant to skydrol, petrol, diesel and water
- 2 colour tool control system helps to identify missing items
- /E: Empty inlay



|            | <br>731415 |   | <br>mm  | <br>g |
|------------|------------|---|---------|-------|
| BE009/T8/5 | 0136704    | 1 | 348x174 | 790   |
| BE009/T8/E | 0137145    | 1 | 348x174 | 48    |


BE-8925 & BE-8927 & BE-8930 & BE-8940 & BE-8945  
T-25x125 mm & T-27x125 mm & T-30x150 mm & T-40x150 mm & T-45x150 mm



## 800S/T8/9

## TOOL MODULES

- Fit all Bahco tool trolleys
- Modular system: T8
- Environmentally friendly foams, complying with EU requirements
- Resistant to skydrol, petrol, diesel and water
- 2 colour tool control system helps to identify missing items
- /E: Empty inlay



|           | <br>731415 |   | <br>mm  | <br>g |
|-----------|------------|---|---------|-------|
| 800S/T8/9 | 0136711    | 1 | 348x174 | 645   |
| 800S/T8/E | 0137152    | 1 | 348x174 | 48    |

818-6-75 & 818-7-75 & 818-8-75 & 818-9-75 & 818-10-75 & 818-15-100 & 818-20-100 & 818-25-125 & 818-30-150  
T-6x75 mm & T-7x75 mm & T-8x75 mm & T-9x75 mm & T-10x75 mm & T-15x100 mm & T-20x100 mm & T-25x125 mm & T-30x150 mm





BE009/T12/8

TOOL MODULES



- Fit all Bahco tool trolleys
- Modular system: T12
- Environmentally friendly foams, complying with EU requirements
- Resistant to skydrol, petrol, diesel and water
- 2 colour tool control system helps to identify missing items
- /E: Empty inlay

|             | <br>731415 |   | <br>mm  | <br>g |
|-------------|------------|---|---------|-------|
| BE009/T12/8 | 0136728    | 1 | 348x261 | 1140  |
| BE009/T12/E | 0137169    | 1 | 348x261 | 72    |

BE-8702 & BE-8703 & BE-8704 & BE-8705 & BE-8706 & BE-8708 & BE-8710 & BE-8725  
 2x100 mm, 3x100 mm, 4x100 mm, 5x100 mm, 6x125 mm, 8x150 mm, 10x150 mm, 2.5x100 mm



BE78/T10/8

TOOL MODULES



- Fit all Bahco tool trolleys
- Modular system: T10
- Environmentally friendly foams, complying with EU requirements
- Resistant to skydrol, petrol, diesel and water
- 2 colour tool control system helps to identify missing items
- /E: Empty inlay

|            | <br>731415 |   | <br>mm  | <br>g |
|------------|------------|---|---------|-------|
| BE78/T10/8 | 0136834    | 1 | 435x174 | 985   |
| BE78/T10/E | 0137251    | 1 | 435x174 | 60    |

BE-7845 & BE-7805 & BE-7855 & BE-7806 & BE-7807 & BE-7808 & BE-7809 & BE-7810  
 4.5 mm & 5 mm & 5.5 mm & 6 mm & 7 mm & 8 mm & 9 mm & 10 mm







## 900T/T18/8

### TOOL MODULES

- Fit all Bahco tool trolleys
- Modular system: T18
- Environmentally friendly foams, complying with EU requirements
- Resistant to skydrol, petrol, diesel and water
- 2 colour tool control system helps to identify missing items
- /E: Empty inlay

|            | <br>731415 |   | <br>mm  | <br>g |
|------------|------------|---|---------|-------|
| 900T/T18/8 | 0136735    | 1 | 522x261 | 960   |
| 900T/T18/E | 0137176    | 1 | 522x261 | 108   |

900T  
2x100 mm & 2.5x100 mm & 3x100 mm & 4x150 mm &  
5x150 mm & 6x200 mm & 8x200 mm & 10x200 mm




## 901T/T18/7

### TOOL MODULES

- Fit all Bahco tool trolleys
- Modular system: T18
- Environmentally friendly foams, complying with EU requirements
- Resistant to skydrol, petrol, diesel and water
- 2 colour tool control system helps to identify missing items
- /E: Empty inlay

|            | <br>731415 |   | <br>mm  | <br>g |
|------------|------------|---|---------|-------|
| 901T/T18/7 | 0136742    | 1 | 522x261 | 960   |
| 901T/T18/E | 0137183    | 1 | 522x261 | 108   |

901T  
T-10x100 mm, T-15x150 mm, T-20x150 mm, T-25x150 mm,  
T-27x150 mm, T-30x200 mm, T-40x200 mm










## EPCP/T8/4

## TOOL MODULES

ergo®



- Fit all Bahco tool trolleys
- Modular system: T8
- Environmentally friendly foams, complying with EU requirements
- Resistant to skydrol, petrol, diesel and water
- 2 colour tool control system helps to identify missing items
- /E: Empty inlay

|  | <br>731415 |  | <br>mm | <br>g |
|---|---|---|---|--|
| EPCP/T8/4   | 0136759   | 1   | 348x174   | 1110   |
| EPCP-P/T8/E   | 0137190   | 1   | 348x174   | 48   |

2101GC  
160 mm



2430GC  
160 mm



2628GC  
180 mm



8224C  
250 mm








## EPP/T8/4

## TOOL MODULES

ergo®



- Fit all Bahco tool trolleys
- Modular system: T8
- Environmentally friendly foams, complying with EU requirements
- Resistant to skydrol, petrol, diesel and water
- 2 colour tool control system helps to identify missing items
- /E: Empty inlay

|  | <br>731415 |  | <br>mm | <br>g |
|---|---|---|---|--|
| EPP/T8/4  | 0136766   | 1   | 348x174   | 1135   |
| EPCP-P/T8/E   | 0137190   | 1   | 348x174   | 48   |

2101G  
160 mm



2430G  
160 mm



2628G  
180 mm




8224  
250 mm





# TOOL STORAGE

## 2800-2900/T8/4



### TOOL MODULES

- Fit all Bahco tool trolleys
- Modular system: T8
- Environmentally friendly foams, complying with EU requirements
- Resistant to skydrol, petrol, diesel and water
- 2 colour tool control system helps to identify missing items
- /E: Empty inlay

|                | <br>731415 |   | <br>mm  | <br>g |
|----------------|------------|---|---------|-------|
| 2800-2900/T8/4 | 0136780    | 1 | 348x174 | 875   |
| 2800-2900/T8/E | 0137206    | 1 | 348x174 | 48    |

2800-180  
19-60 mm



2900-180  
19-60 mm




2890-180  
19-60 mm



2990-180  
19-60 mm



## 9938/T8/6



### TOOL MODULES

- Fit all Bahco tool trolleys
- Modular system: T8
- Environmentally friendly foams, complying with EU requirements
- Resistant to skydrol, petrol, diesel and water
- 2 colour tool control system helps to identify missing items
- /E: Empty inlay

|           | <br>731415 |   | <br>mm  | <br>g |
|-----------|------------|---|---------|-------|
| 9938/T8/6 | 0167296    | 1 | 348x174 | 920   |
| 9938/T8/E | 0167302    | 1 | 348x174 | 48    |

2928  
160, 200, 250 mm










7809T-2/T2/6

TOOL MODULES



- Fit all Bahco tool trolleys
- Modular system: T2
- Environmentally friendly foams, complying with EU requirements
- Resistant to skydrol, petrol, diesel and water
- 2 colour tool control system helps to identify missing items
- /E: Empty inlay

|  | <br>731415 |  | <br>mm | <br>g |
|---|---|---|---|--|
| 7809T-2/T2/6  | 0165971   | 1   | 174x87  | 450  |
| 7809T-2/T2/6/E  | 0165988   | 1   | 174x87  | 12   |

7809TORX  
T-25, T-30, T-40, T-45, T-50, T-55








7809T/T3/9

TOOL MODULES



- Fit all Bahco tool trolleys
- Modular system: T3
- Environmentally friendly foams, complying with EU requirements
- Resistant to skydrol, petrol, diesel and water
- 2 colour tool control system helps to identify missing items
- /E: Empty inlay

|  | <br>731415 |  | <br>mm | <br>g |
|---|---|---|---|--|
| 7809T/T3/9  | 0136797   | 1   | 261x87  | 765  |
| 7809T/T3/E  | 0137213   | 1   | 261x87  | 18   |

7809TORX  
T-20, T-25, T-27, T-30, T-40, T-45, T-50, T-55, T-60





## 7809M/T8/15




### TOOL MODULES


- Fit all Bahco tool trolleys
- Modular system: T8
- Environmentally friendly foams, complying with EU requirements
- Resistant to skydrol, petrol, diesel and water
- 2 colour tool control system helps to identify missing items
- /E: Empty inlay

|             | <br>731415 |   | <br>mm  | <br>g |
|-------------|------------|---|---------|-------|
| 7809M/T8/15 | 0136803    | 1 | 348x174 | 1735  |
| 7809M/T8/E  | 0137220    | 1 | 348x174 | 48    |

7809M  
5,5L, 6,6L, 7,7L, 8,8L, 9, 10, 10L, 12, 14, 17, 19 mm



## EF-1/T8/5



### TOOL MODULES

- Fit all Bahco tool trolleys
- Modular system: T8
- Environmentally friendly foams, complying with EU requirements
- Resistant to skydrol, petrol, diesel and water
- 2 colour tool control system helps to identify missing items
- /E: Empty inlay

|           | <br>731415 |   | <br>mm  | <br>g |
|-----------|------------|---|---------|-------|
| EF-1/T8/5 | 0136810    | 1 | 348x174 | 1030  |
| EF-1/T8/E | 0137237    | 1 | 348x174 | 48    |

|              |  |              |  |
|--------------|--|--------------|--|
| 1-100-08-1-2 |  | 1-230-08-1-2 |  |
| 1-160-08-1-2 |  | 1-170-08-2-2 |  |
| 1-210-08-1-2 |  |              |  |



## MIX-H/T15/10




### TOOL MODULES

- Fit all Bahco tool trolleys
- Modular system: T15
- Environmentally friendly foams, complying with EU requirements
- Resistant to skydrol, petrol, diesel and water
- 2 colour tool control system helps to identify missing items
- /E: Empty inlay

|              | <br>731415 |   | <br>mm  | <br>g |
|--------------|------------|---|---------|-------|
| MIX-H/T15/10 | 0136827    | 1 | 435x261 | 2065  |
| MIX-H/T15/E  | 0137244    | 1 | 435x261 | 90    |

|          |  |                                      |  |
|----------|--|--------------------------------------|--|
| 481-400  |  | 3734<br>2, 3, 4, 5, 6, 8 mm x 150 mm |  |
| 3625N-35 |  | 3735-5-120<br>5 mm                   |  |
|          |  | 3740-175<br>175 mm                   |  |

## ADJP/T10/4



### TOOL MODULES

- Fit all Bahco tool trolleys
- Modular system: T10
- Environmentally friendly foams, complying with EU requirements
- Resistant to skydrol, petrol, diesel and water
- 2 colour tool control system helps to identify missing items
- /E: Empty inlay

|              | <br>731415 |   | <br>mm  | <br>g |
|--------------|------------|---|---------|-------|
| ADJP/T10/4   | 0165926    | 1 | 435x174 | 1590  |
| ADJP/T10/4/E | 0165933    | 1 | 435x174 | 60    |

|                   |  |                    |  |
|-------------------|--|--------------------|--|
| 141<br>280 mm     |  | 9031<br>218x38 mm  |  |
| 8070<br>155x20 mm |  | 9072P<br>257x33 mm |  |



## 8224-9072P/T6/2

### TOOL MODULES



- Fit all Bahco tool trolleys
- Modular system: T6
- Environmentally friendly foams, complying with EU requirements
- Resistant to skydrol, petrol, diesel and water
- 2 colour tool control system helps to identify missing items
- /E: Empty inlay

|                 | <br>731415 |   | <br>mm  | <br>g |
|-----------------|------------|---|---------|-------|
| 8224-9072P/T6/2 | 0136841    | 1 | 174x261 | 990   |
| 8224-9072/T6/E  | 0137268    | 1 | 174x261 | 48    |

8224  
250 mm



9072P  
257x33 mm



## 8224C-9072C/T6/2

### TOOL MODULES



- Fit all Bahco tool trolleys
- Modular system: T6
- Environmentally friendly foams, complying with EU requirements
- Resistant to skydrol, petrol, diesel and water
- 2 colour tool control system helps to identify missing items
- /E: Empty inlay

|                  | <br>731415 |   | <br>mm  | <br>g |
|------------------|------------|---|---------|-------|
| 8224C-9072C/T6/2 | 0136858    | 1 | 174x261 | 800   |
| 8224-9072/T6/E   | 0137268    | 1 | 174x261 | 48    |

8224C  
250 mm




9072C  
257x31 mm





## 2951/T8/3

### TOOL MODULES



- Fit all Bahco tool trolleys
- Modular system: T8
- Environmentally friendly foams, complying with EU requirements
- Resistant to skydrol, petrol, diesel and water
- 2 colour tool control system helps to identify missing items
- /E: Empty inlay

|           | <br>731415 |   | <br>mm  | <br>g |
|-----------|------------|---|---------|-------|
| 2951/T8/3 | 0136865    | 1 | 348x174 | 1660  |
| 2951/T8/E | 0137275    | 1 | 348x174 | 48    |

3625N-35



2951-180 & 2951-250



## MSR/T6/4

### TOOL MODULES



- Fit all Bahco tool trolleys
- Modular system: T6
- Environmentally friendly foams, complying with EU requirements
- Resistant to skydrol, petrol, diesel and water
- 2 colour tool control system helps to identify missing items
- /E: Empty inlay

|          | <br>731415 |   | <br>mm  | <br>g |
|----------|------------|---|---------|-------|
| MSR/T6/4 | 0136872    | 1 | 174x261 | 745   |
| MSR/T6/E | 0137282    | 1 | 174x261 | 35    |


MTB-5-25  
5 m x 25 mm




1547  
0.05-1.0



1150D



8045LVDE  
0.5x3.5x42 mm







## 2681-2635/T8/2

### TOOL MODULES

- Fit all Bahco tool trolleys
- Modular system: T8
- Environmentally friendly foams, complying with EU requirements
- Resistant to skydrol, petrol, diesel and water
- 2 colour tool control system helps to identify missing items
- /E: Empty inlay

|                | <br>731415 |   | <br>mm  | <br>g |
|----------------|------------|---|---------|-------|
| 2681-2635/T8/2 | 0136889    | 1 | 348x174 | 1400  |
| 2681-2635/T8/E | 0137299    | 1 | 348x174 | 48    |

2681  
285 mm



2635  
260 mm



## CTTG/T15/5

### TOOL MODULES

- Fit all Bahco tool trolleys
- Modular system: T15
- Environmentally friendly foams, complying with EU requirements
- Resistant to skydrol, petrol, diesel and water
- 2 colour tool control system helps to identify missing items
- /E: Empty inlay

|            | <br>731415 |   | <br>mm  | <br>g |
|------------|------------|---|---------|-------|
| CTTG/T15/5 | 0136896    | 1 | 435x261 | 1460  |
| CTTG/T15/E | 0137305    | 1 | 435x261 | 90    |

SQZ15003



319  
300 mm



SQZ150003-SBL  
10 pcs



208  
250 mm




FS-8  
166 mm





**MIX-C/T20/8**

**TOOL MODULES**



- Fit all Bahco tool trolleys
- Modular system: T20
- Environmentally friendly foams, complying with EU requirements
- Resistant to skydrol, petrol, diesel and water
- 2 colour tool control system helps to identify missing items
- /E: Empty inlay

|               | <br>731415 |   | <br>mm  | <br>g |
|---------------|------------|---|---------|-------|
| MIX-C/T20/8   | 0166701    | 1 | 435x348 | 1620  |
| MIX-C/T20/8/E | 0166718    | 1 | 435x348 | 120   |

|          |  |       |  |
|----------|--|-------|--|
| MTB-5-25 |  | 2744  |  |
| 2444     |  | 5515T |  |
| 2509     |  | 208   |  |
| 268      |  | 319   |  |

**808050/T6/41**

**TOOL MODULES**



- Fit all Bahco tool trolleys
- Modular system: T6
- Environmentally friendly foams, complying with EU requirements
- Resistant to skydrol, petrol, diesel and water
- 2 colour tool control system helps to identify missing items
- /E: Empty inlay

|              | <br>731415 |   | <br>mm  | <br>g |
|--------------|------------|---|---------|-------|
| 808050/T6/41 | 0136902    | 1 | 174x261 | 1025  |
| 808050/T6/E  | 0137312    | 1 | 174x261 | 35    |


|                  |  |                  |  |
|------------------|--|------------------|--|
| 808050<br>1/4"   |  | 59/S31<br>31 pcs |  |
| BE-9678<br>9 pcs |  |                  |  |








# TOOL STORAGE

## T2/E

### TOOL MODULES



- Fit all Bahco tool trolleys
- Modular system: T2
- Environmentally friendly foams, complying with EU requirements
- Resistant to skydrol, petrol, diesel and water
- 1 compartment






|   |   |   |   |  |
|---|---|---|---|--|
|  | <br>731415 |  | <br>mm | <br>g |
| T2/E  | 0137329   | 1   | 174x87  | 10   |

## T3/E

### TOOL MODULES



- Fit all Bahco tool trolleys
- Modular system: T3
- Environmentally friendly foams, complying with EU requirements
- Resistant to skydrol, petrol, diesel and water
- 7 compartments






|   |   |   |   |  |
|---|---|---|---|--|
|  | <br>731415 |  | <br>mm | <br>g |
| T3/E  | 0137336   | 1   | 261x87  | 18   |

## T4/E

### TOOL MODULES




- Fit all Bahco tool trolleys
- Modular system: T4
- Environmentally friendly foams, complying with EU requirements
- Resistant to skydrol, petrol, diesel and water
- 3 compartments

|   |   |   |   |  |
|---|---|---|---|--|
|  | <br>731415 |  | <br>mm | <br>g |
| T4/E  | 0137343   | 1   | 174x174   | 15   |



## T6/E

### TOOL MODULES



- Fit all Bahco tool trolleys
- Modular system: T6
- Environmentally friendly foams, complying with EU requirements
- Resistant to skydrol, petrol, diesel and water
- 3 compartments

|      |            |   |         |       |
|------|------------|---|---------|-------|
|      | <br>731415 |   | <br>mm  | <br>g |
| T6/E | 0137350    | 1 | 174x261 | 20    |

## T8/E

### TOOL MODULES



- Fit all Bahco tool trolleys
- Modular system: T8
- Environmentally friendly foams, complying with EU requirements
- Resistant to skydrol, petrol, diesel and water
- 2 compartments

|      |            |   |         |       |
|------|------------|---|---------|-------|
|      | <br>731415 |   | <br>mm  | <br>g |
| T8/E | 0137367    | 1 | 348x174 | 25    |

## T10/E

### TOOL MODULES



- Fit all Bahco tool trolleys
- Modular system: T10
- Environmentally friendly foams, complying with EU requirements
- Resistant to skydrol, petrol, diesel and water
- 7 compartments

|       |            |   |         |       |
|-------|------------|---|---------|-------|
|       | <br>731415 |   | <br>mm  | <br>g |
| T10/E | 0137374    | 1 | 435x174 | 10    |

## TVAB/THAB

### TOOL MODULES




- Space adaptors for Bahco 1470K/75K/80K series tool trolleys
- TVAB: Vertical and THAB: horizontal
- Environmentally friendly foams, complying with EU requirements
- Resistant to skydrol, petrol, diesel and water

|      |            |   |        |       |
|------|------------|---|--------|-------|
|      | <br>731415 |   | <br>mm | <br>g |
| THAB | 0137398    | 1 | 519x9  | 5     |
| TVAB | 0137381    | 1 | 444x21 | 10    |



## FCT71

## TOOL MODULES



- Fit all Bahco tool trolleys
- Environmentally friendly foams, complying with EU requirements
- Resistant to skydrol, petrol, diesel and water
- 2 colour tool control system helps to identify missing items
- Includes empty modules; T2/E (2 pcs), adaptors; TVAB (3 pcs), THAB (3 pcs)

|       |            |   |             |       |
|-------|------------|---|-------------|-------|
|       | <br>731415 |   | <br>mm      | <br>g |
| FCT71 | 0138821    | 1 | 250x800x600 | 20500 |

SBS20/T4/9 - SBS20/T6/6 - EPP/T8/4 - 2951/T8/3  
T2/E (2x) - TVAB - THAB



SBS20/T15/6 - CTTG/T15/5  
TVAB - THAB




800S/T10/9 - SBS80/T20/29  
TVAB - THAB





**FCT128**

**TOOL MODULES**



- Fit all Bahco tool trolleys
- Environmentally friendly foams, complying with EU requirements
- Resistant to skydrol, petrol, diesel and water
- 2 colour tool control system helps to identify missing items
- Includes empty modules; T2/E (2 pcs) T3/E (1 pc), adaptors; TVAB (4 pcs), THAB (4 pcs)


|        |            |   |              |       |
|--------|------------|---|--------------|-------|
|        | <br>731415 |   | <br>mm       | <br>g |
| FCT128 | 0138838    | 1 | 250x1200x800 | 25500 |

|  |  |
|--|--|
| SBS20/T4/9 - SBS20/T6/6 - SBS80/T20/29<br>TVAB - THAB        |  |
| SBS20/T15/6 - MSR/T6/4 - 808050/T6/41<br>T3/E - TVAB - THAB  |  |
| CTTG/T15/5 - MIX-H/T15/10<br>TVAB - THAB                     |  |
| 600S/T10/9 - EF-1/T8/5 - EPP/T8/4<br>T2/E (2x) - TVAB - THAB |  |



## FCT169

## TOOL MODULES




- Fit all Bahco tool trolleys
- Environmentally friendly foams, complying with EU requirements
- Resistant to skydrol, petrol, diesel and water
- 2 colour tool control system helps to identify missing items
- Includes empty modules; T2/E (3 pcs), adaptors; TVAB (5 pcs), THAB (5 pcs)

|        |            |   |              |       |
|--------|------------|---|--------------|-------|
|        | <br>731415 |   | <br>mm       | <br>g |
| FCT169 | 0138845    | 1 | 250x1200x800 | 35500 |

SBS20/T15/6 - SBS50/T12/8 - 7809T/T3/9  
TVAB - THAB




808050/T6/41 - 2800-2900/T8/4 - EPP/T8/4 -  
T2/E (2x) - TVAB - THAB




CTTG/T15/5 - MIX-H/T15/10  
TVAB - THAB



SBS20/T4/9-SBS20/T6/6-SBS80/T2  
TVAB - THAB




900T/T18/8 - 800S/T8/9  
T2/E - TVAB - THAB








## FCT238

## TOOL MODULES



- Fit all Bahco tool trolleys
- Environmentally friendly foams, complying with EU requirements
- Resistant to skydrol, petrol, diesel and water
- 2 colour tool control system helps to identify missing items
- Includes empty modules; T2/E (1 pc), T3/E (1 pc), adaptors; TVAB (7 pcs), THAB (7 pcs)

|   |   |   |   |  |
|---|---|---|---|--|
|  | <br>731415 |  | <br>mm | <br>g |
| FCT238  | 0138852   | 1   | 250x1200x800  | 35500  |

SBS20/T4/9 - SBS20/T6/6 - SBS80/T20/29  
TVAB - THAB



CTTG/T15/5 - MIX-H/T15/10  
TVAB - THAB



EF-1/T8/5 - 2681-2635/T8/2 - MSR/T6/4 - 808050/T6/41  
T2/E - TVAB - THAB




900T/T18/8 - 800S/T8/9 - SBS60/T4/21  
TVAB - THAB




SBS20/T15/6 - SBS10/T3/5 - SBS10/T12/6  
TVAB - THAB



800S/T10/9 - SBS50/T12/8 - SBSF/T8/23  
TVAB - THAB



2800-2900/T8/4 - EPP/T8/4 - 7809M/T8/15 - 7809T/T3/9  
T3/E - TVAB - THAB









## 1450L-SP/1450-L

## MOBILE WORKBENCH



1450L-SP



1450L




- 4 drawer and large cabinet mobile workbench with top wooden
- Working wooden top area 1100 x 660 mm
- Extra large capacity heavy duty construction mobile workbench
- Reinforced areas to reduce stress in specific points of the trolley
- 10 m cable reel with four side mounted Schuko plug sockets
- Long ball bearing slides with 100% opening drawers
- Strong and secure flat type key and central locking mechanism
- The foldable handle is part of the patented lifting mechanism for the wheel gear
- Retractable wheels of ball bearings and non-marking rubber surface
  - 2 fixed 125 x 35 mm
  - 2 swivel 100 x 35 mm
- Drawers internal dimensions:
  - (1 x) 495 x 570 x 90 mm
  - (3 x) 495 x 570 x 140 mm
- Cabinet internal dimensions: 450 x 570 x 640 mm
- Internal shelf 3-position height adjustment

|          | 731415  |   | mm           | Kg   | mm        | Kg | mm              | kg  |
|----------|---------|---|--------------|------|-----------|----|-----------------|-----|
| 1450L-SP | 1847128 | 1 | 1100x660x830 | 2000 | 495x570xh | 50 | 35x100 & 35x125 | 118 |
| 1450L    | 2001666 | 1 | 1100x660x830 | 2000 | 495x570xh | 50 | 35x100 & 35x125 | 118 |








## W120SL1

### WORKBENCHES




- Workbench 1.20 m for all applications
- 1 drawer, 2 shelves
- Supplied as a kit and is quick and easy to assemble
- Material: Sheet metal
- Finish: All painted steel components (carcass and fronts) have been powder-coated with polyester epoxy resin
- Black panel, drawer trays and shelves are made of hot-dip galvanised sheet steel
- 2 sides, back panel, base, front and rear grid rails
- Drawer on roller guides (pull out 4/5)
- Worktop 1200 x 600 x 35 mm, high-strength beech multiplex board
- 15-ply laminated wood
- 2 keys, master key system

|   |   |   |   |  |
|---|---|---|---|--|
|  | <br>731415 |  | <br>mm | <br>g |
| W120SL1   | 3013637   | 1   | 1200x800x525  | 42000  |

## W120SL1-D1

### WORKBENCHES




- Workbench 1.20 m for all applications
- 1 drawer, 1 hinged door, 2 shelves
- Supplied as a kit and is quick and easy to assemble
- Material: Sheet metal
- Finish: All painted steel components (carcass and fronts) have been powder-coated with polyester epoxy resin
- Black panel, drawer trays and shelves are made of hot-dip galvanised sheet steel
- Worktop: 1200 x 600 x 35 mm, high strength beech multiplex board
- 15-ply laminated wood
- 2 keys, master key system

|   |   |   |   |  |
|---|---|---|---|--|
|  | <br>731415 |  | <br>mm | <br>g |
| W120SL1-D1  | 3013644   | 1   | 1200x800x525  | 44000  |



## W120SL2-D2

## WORKBENCHES




- Workbench 1.20 m for all applications
- 2 drawers 2 hinged door 2 shelves
- Supplied as a kit and is quick and easy to assemble
- Material: Sheet metal
- Finish: All painted steel components (carcass and fronts) have been powder-coated with polyester epoxy resin
- Black panel, drawer trays and shelves are made of hot-dip galvanised sheet steel
- Worktop: 1200 x 600 x 35 mm, high strength beech multiplex board
- 15-ply laminated wood
- 2 keys, master key system

|            |            |   |              |       |
|------------|------------|---|--------------|-------|
|            | <br>731415 |   | <br>mm       | <br>g |
| W120SL2-D2 | 3013651    | 1 | 1200x800x525 | 49000 |

## W180SL3

## WORKBENCHES




- Workbench 1.80 m for all applications
- 3 drawers, 2 shelves
- Supplied as a kit and is quick and easy to assemble
- Material: All painted steel components (carcass and fronts) hve been powder-coated with polyester epoxy resin
- Black panel, drawer trays and sheves are made of hot-dip galvanised sheet steel
- Worktop 1800 x 600 x 35 mm, high strength beech multiplex board
- 15-ply laminated wood
- 2 keys, master key system

|         |            |   |              |       |
|---------|------------|---|--------------|-------|
|         | <br>731415 |   | <br>mm       | <br>g |
| W180SL3 | 3013668    | 1 | 1800x800x600 | 65000 |



W180SL3-D1

WORKBENCHES




- Workbench 1.80 m for all applications
- 3 drawers 1 hinged door 2 shelves
- Supplied as a kit and is quick and easy to assemble
- Material: Sheet metal
- Finish: All painted steel components (carcass and fronts) have been powder-coated with polyester epoxy resin
- Black panel, drawer trays and shelves are made of hot-dip galvanised sheet steel
- Worktop 1800 x 600 x 35 mm, high strength beech multiplex board
- 15-ply laminated wood
- 2 keys, master key system

|            |            |   |              |       |
|------------|------------|---|--------------|-------|
|            | <br>731415 |   | <br>mm       | <br>g |
| W180SL3-D1 | 3013675    | 1 | 1800x800x525 | 67000 |

W180SL2-D2

WORKBENCHES



- Workbench 1.80 m for all applications
- 2 drawers 2 hinged door 2 shelves
- Supplied as a kit and is quick and easy to assemble
- Material: Sheet metal
- Finish: All painted steel components (carcass and fronts) have been powder-coated with polyester epoxy resin
- Black panel, drawer trays and shelves are made of hot-dip galvanised sheet steel
- Worktop 1800 x 600 x 35 mm, high strength beech multiplex board
- 15-ply laminated wood
- 2 keys, master key system

|            |            |   |              |       |
|------------|------------|---|--------------|-------|
|            | <br>731415 |   | <br>mm       | <br>g |
| W180SL2-D2 | 3013682    | 1 | 1800x800x525 | 64000 |



## 9854

### WORKBENCHES



- Metal workbench
- The 1.500 model has one drawer, the 1.850 model has two drawers
- Key locks in drawers
- Sturdy design

|           | <br>841334 |   | <br>mm       | <br>g  |
|-----------|------------|---|--------------|--------|
| 985415000 | 5023436    | 1 | 1500x800x880 | 105500 |
| 985418500 | 5023443    | 1 | 1850x800x880 | 128500 |

## 9853

### WORKBENCHES



- Metal tool cabinet
- Includes hooks
- Vertical blinder with lock

|           | <br>841334 |   | <br>mm       | <br>g |
|-----------|------------|---|--------------|-------|
| 985315000 | 5023412    | 1 | 1500x900x170 | 40300 |
| 985318500 | 5023429    | 1 | 1850x900x170 | 50200 |

## 9853ALU

### WORKBENCHES



- New housing cabinet with a very light aluminium shutter
- Punched holes in back side for easy and safe hanging
- Complete set of 25 tool holders
- Safety locking system with 2 keys




|              | <br>841334 |   | <br>mm       | <br>g |
|--------------|------------|---|--------------|-------|
| 985315000ALU | 5136143    | 1 | 1500x915x155 | 40000 |
| 985318500ALU | 5136150    | 1 | 1850x915x155 | 43000 |



98520000

CABINETS



- 2 door tool cabinet with hooks

|           |            |   |              |       |
|-----------|------------|---|--------------|-------|
|           | <br>841334 |   | <br>mm       | <br>g |
| 985200000 | 5006071    | 1 | 1020x600x220 | 10000 |

3365NM

TOOL ASSORTMENT, 86 PCS



- Complete tool cabinet with 86 pcs, in metric dimensions

|        |            |   |             |       |
|--------|------------|---|-------------|-------|
|        | <br>731415 |   | <br>mm      | <br>g |
| 3365NM | 1071523    | 1 | 800x650x270 | 38000 |

|  |  |                        |  |
|--|--|------------------------|--|
| 3365NL   |  | 2047-1.2-8<br>8x150 mm |  |
| 7800DM<br>10, 11, 12, 13, 14, 15, 16, 17, 18, 19, 20, 21,<br>22, 23, 24, 25, 26, 27, 28, 30 mm |  | 2665B<br>180 mm        |  |
| 7805DM<br>21, 26 mm  |  | 2676B<br>160 mm        |  |
| 8150-1/2   |  | 2457<br>160 mm         |  |
| 8159-1/2<br>50 mm  |  | 221MP<br>175 mm        |  |
| 8160-1/2<br>125 mm   |  | 2565NB<br>250 mm       |  |
| 8162-1/2<br>250 mm   |  | 208                    |  |
| 8154-1/2   |  | 481<br>500 g           |  |
| 8158-1/2   |  | 3625N<br>Ø 32 mm       |  |
| 6M<br>6x7, 8x9, 10x11, 12x13, 14x15, 16x17,<br>18x19, 20x22, 21x23, 24x27, 25x28,<br>30x32 mm  |  | 1450D-ISO              |  |
| 2M<br>6x7, 8x9, 10x11, 12x13, 14x15, 16x17,<br>18x19, 20x22, 21x23, 24x27, 25x28,<br>30x32 mm  |  | 1450D-WW               |  |
| 3280M  |  | 3654R                  |  |
| BE-8020, BE-8150, BE-8257, BE-8258<br>0.5x3x60, 1x5.5x100, 1.6x8x175,<br>1.6x10x200            |  | 1435/8                 |  |
| BE-8610, BE-8620, BE-8623<br>PH1, PH2, PH3   |  |                        |  |



## 3370M

## TOOL ASSORTMENT, 173 PCS

- Complete tool cabinet with 173 pcs, in metric dimensions
- 3370MW has the same tools as 3370M but without the cabinet 3365NL




3370M


|  | <br>731415 |   | <br>mm   | <br>g |
|--|------------|---|--|-------|
| 3370M  | 1071646    | 1 | 800x650x270  | 47500 |
| 3370MW   | 1298623    | 1 | 800x200x180  | 26000 |
| 3365NL   |            |   | 1943M<br>14x16, 15x17, 19x22 mm  |       |
| 6720NM   |            |   | 2665B<br>180 mm  |       |
| 7800DM<br>10, 11, 12, 13, 14, 15, 16, 17, 18, 19, 20, 21,<br>22, 23, 24, 25, 26, 27, 28, 29, 30, 32, 36 mm |            |   | 2674NB<br>140 mm   |       |
| 7805DM<br>21 26 mm   |            |   | 2456A<br>200 mm  |       |
| 8150-1/2   |            |   | 2688<br>200 mm   |       |
| 8151-1/2   |            |   | 2461-C19<br>180 mm   |       |
| 8160-1/2<br>125 mm   |            |   | 2464-A19<br>180 mm   |       |
| 8162-1/2<br>250 mm   |            |   | 8224CIP<br>250 mm  |       |
| 8154-1/2   |            |   | 2565NB   |       |
| 8166-1/2   |            |   | BE-8040, BE-8150,<br>BE-8260, BE-8870<br>0.8x4.0x100, 1.0x5.5x100,<br>1.2x8.0x175, 1.6x10x175 mm |       |
| 8158-1/2   |            |   | BE-8350<br>1x5.5x25 mm   |       |
| 8152-1/2   |            |   | BE-8610, BE-8620, BE-8630<br>PH 1, 2, 3  |       |
| 7754   |            |   | 2047-1.2-8<br>8x150 mm   |       |
| 7760<br>75 mm  |            |   | 1997M/7T<br>2, 3, 4, 5, 6, 7, 8 mm   |       |
| 7409H  |            |   | 319  |       |
| 7409KML<br>4, 5, 6, 8, 10, 12, 14, 17 mm   |            |   | 208  |       |
| 7408H  |            |   | 1450D/2  |       |
| 70MH<br>1x6, 1.2x8, 2x12 mm  |            |   | 481<br>100, 500 g  |       |
| 72<br>PH 1, 2, 3, 4  |            |   | 3625N<br>Ø 40 mm   |       |
| 9070C<br>6" 160 mm   |            |   | 3654R  |       |
| 9071C<br>8" 200 mm   |            |   | 1435/8   |       |
| 6M/12T<br>6x7, 8x9, 10x11, 12x13, 14x15, 16x17, 18x19,<br>20x22, 21x23, 24x27, 25x28, 30x32 mm             |            |   | 4592   |       |
| 1952M<br>10, 11, 13, 17, 19, 22 mm   |            |   | 4360<br>50 cm <sup>3</sup>   |       |
| 2M/12T<br>6x7, 8x9, 10x11, 12x13, 14x15, 16x17, 18x19,<br>20x22, 21x23, 24x27, 25x28, 30x32 mm             |            |   | 4366<br>250 cm <sup>3</sup>  |       |
| 4M<br>6x7 8x9 10x11 12x13 mm   |            |   |  |       |

**A3362L/A3364L**

**MECHANIC'S TOOL BOXES**








A3362L



A3364L

- Tool box with portable tray and carrying handle
- Finish: Baked enamel box
- Material: Tool steel
- On precision slide rails with fully extractable drawers, easy non-jamming drawer slide
- Automatic safety locking of all drawers when closing top cover; cylinder lock
  - A3362L 1 small drawer, separately lockable, 2 medium sized drawers, 5 large drawers
  - A3364L 1 small drawer, separately lockable, 2 medium sized drawers, 3 large drawers

|  | <br>731415 |  | <br>mm | <br>g |
|---|---|---|---|--|
| A3362L  | 1804978   | 1   | 500x660x305   | 30000  |
| A3364L  | 1804992   | 1   | 390x660x305   | 24500  |

**3126N/3128N**

**MECHANIC'S TOOL BOXES**








3126N



3128N

- Mechanic's tool box
- Finish: Red hammertone baked enamel
  - 3126N with three drawers, one tray and carrying handle
  - 3128N with two drawers

|  | <br>731415 |  | <br>mm | <br>g |
|---|---|---|---|--|
| 3126N   | 1831684   | 1   | 520x300x215   | 9000   |
| 3128N   | 1831691   | 1   | 470x240x215   | 6100   |










## 9600

## MECHANIC'S TOOL BOXES



- Side handles for transportation
- Can be locked
- 960000040 and 960000050 are elevated to avoid rusting
- 960000050 includes a portable tray






|  | <br>841334 |  | <br>mm | <br>kg |
|---|---|---|---|---|
| 960000010   | 5005968   | 1   | 535x210x250   | 5   |
| 960000020   | 5005975   | 1   | 530x290x290   | 8   |
| 960000030   | 5005982   | 1   | 685x330x330   | 14  |
| 960000040   | 5005999   | 1   | 835x370x370   | 19.8  |
| 960000050   | 5028738   | 1   | 1000x500x500  | 23.3  |

## 3140N/3141N/3149

## TOOL BOXES




- Finish: Red hammer-tone baked enamel
- Material: Tool steel
- By pulling the handle the box opens up easily and gives immediate access to all tool compartments
  - 3140N with 3 compartments
  - 3141N with 5 compartments
  - 3149 with 5 compartments






|  | <br>731415 |  | <br>mm | <br>g |
|---|---|---|---|--|
| 3140N   | 1070892   | 1   | 470x200x150   | 4500   |
| 3141N   | 1070908   | 1   | 470x200x200   | 6400   |
| 3149  | 1070922   | 1   | 530x200x200   | 6800   |

## 9601

## TOOL BOXES



- 960100010, 960100020 and 960100030 has 3 compartments, 960100050 and 960100060 has 5 compartments
- Complete with locking capability

|  | <br>841334 |  | <br>mm | <br>g |
|---|---|---|---|--|
| 960100010   | 5031073   | 1   | 300x210x190   | 2830   |
| 960100020   | 5031080   | 1   | 400x210x190   | 3420   |
| 960100030   | 5031097   | 1   | 500x210x190   | 4100   |
| 960100050   | 5031103   | 1   | 400x210x250   | 4580   |
| 960100060   | 5031110   | 1   | 500x210x250   | 5420   |




PTB201390/PTB201420

PLASTIC TOOLBOXES



- Composite virgin polypropylene
- Portable tote tray
- ABS and brass closures
- Padlock option
- Contents not included



|           | <br>731415 |   | <br>mm      | <br>g |
|-----------|------------|---|-------------|-------|
| PTB201390 | 0140794    | 4 | 190x390x210 | 1000  |
| PTB201420 | 0140800    | 4 | 230x420x230 | 1400  |

PTB202510/PTB202660

PLASTIC TOOLBOXES



- Composite virgin polypropylene
- Portable tote tray
- ABS and brass closures
- Padlock option
- Non-slip handle
- Contents not included



|           | <br>731415 |   | <br>mm      | <br>g |
|-----------|------------|---|-------------|-------|
| PTB202510 | 0140817    | 4 | 290x510x280 | 2300  |
| PTB202660 | 0140831    | 2 | 290x660x270 | 3200  |



## PTB2025102/PTB2026602

## PLASTIC TOOLBOXES

- Composite virgin polypropylene
- Cover with two removable organisers
- Padlock option
- Non-slip handle
- Contents not included



|            | <br>731415 |   | <br>mm      | <br>g |
|------------|------------|---|-------------|-------|
| PTB2025102 | 0140824    | 4 | 290x510x280 | 2300  |
| PTB2026602 | 0140848    | 2 | 290x660x270 | 3200  |

## PTB252560

## PLASTIC TOOLBOXES

- Composite virgin polypropylene
- Spacious lower compartment
- Side-grips
- Portable tote tray
- Padlock option
- Non-slip handle
- Contents not included



|           | <br>731415 |   | <br>mm      | <br>g |
|-----------|------------|---|-------------|-------|
| PTB252560 | 0140855    | 2 | 340x560x340 | 3100  |



**PTB253580**

**PLASTIC TOOLBOXES**



- Composite virgin polypropylene
- Adjustable shoulder strap
- Cover with 4 to 12 modular compartments
- Practically designed to carry tool box over shoulder
- Non-slip handle
- Contents not included

|           |            |   |                       |               |
|-----------|------------|---|-----------------------|---------------|
|           | <br>731415 |   | <br>310x580x340<br>mm | <br>3000<br>g |
| PTB253580 | 0140862    | 2 | 310x580x340           | 3000          |

**PTB303440**

**PLASTIC TOOLBOXES**



- Composite virgin polypropylene
- Upper compartment for tools
- Drawers for smaller tools and accessories
- Secure latch door
- Stainless steel closures
- 16 to 32 modular compartments
- Padlock option
- Non-slip handle
- Contents not included

|           |            |   |                       |               |
|-----------|------------|---|-----------------------|---------------|
|           | <br>731415 |   | <br>330x440x250<br>mm | <br>3000<br>g |
| PTB303440 | 0140879    | 3 | 330x440x250           | 3000          |



## PTB101440

## PLASTIC TOOLBOXES

- Composite virgin polypropylene
- Organiser tote
- 6-14 modular compartments
- Side-locks
- Contents not included



|           |            |   |             |       |
|-----------|------------|---|-------------|-------|
|           | <br>731415 |   | <br>mm      | <br>g |
| PTB101440 | 0140749    | 4 | 260x440x260 | 2000  |

## PTB105490/PTB105550

## PLASTIC TOOLBOXES

- Composite virgin polypropylene
- Portable tote-tray
- Side-locks
- PTB105550 has a black bottom with orange top
- Contents not included



|           |            |   |             |       |
|-----------|------------|---|-------------|-------|
|           | <br>731415 |   | <br>mm      | <br>g |
| PTB105490 | 0167579    | 4 | 220x490x230 | 1840  |
| PTB105550 | 0140787    | 2 | 260x550x270 | 2500  |






**PTB102390**

**PLASTIC TOOLBOXES**



- Composite virgin polypropylene
- Twin professional utility organiser
- 32 compartments
- Transparent covers
- Contents not included



|   |   |   |   |  |
|---|---|---|---|--|
|  | <br>731415 |  | <br>mm | <br>g |
| PTB102390   | 0140756   | 1   | 360x390x140   | 1800   |



**PTB103390**

**PLASTIC TOOLBOXES**



- Composite virgin polypropylene
- Compartment for power tools with protective foam inlay
- 16 compartments
- Inside utility organiser, transparent cover
- Contents not included



|   |   |   |   |  |
|---|---|---|---|--|
|  | <br>731415 |  | <br>mm | <br>g |
| PTB103390   | 0140763   | 4   | 360x390x150   | 1600   |



## PTB402105

## ORGANISERS

- Box with 4 organisers model PTB402275
- Stackable
- Contents not included

|           |         |   |             |      |
|-----------|---------|---|-------------|------|
|           |         |   |             |      |
| PTB402105 | 0167548 | 4 | 330x280x250 | 2300 |

## PTB401165-6

## ORGANISERS

- Transparent polypropylene
- 6 compartments
- Contents not included





|             |         |    |            |    |
|-------------|---------|----|------------|----|
|             |         |    |            |    |
| PTB401165-6 | 0154630 | 24 | 35x165x120 | 90 |

**PTB402210-6**

**ORGANISERS**



- Transparent polypropylene
- 6 compartments
- Fits onto PTB2025102 and PTB2026602 models cover
- Contents not included


|   |   |   |   |  |
|---|---|---|---|--|
|  | <br>731415 |  | <br>mm | <br>g |
| PTB402210-6   | 0154647   | 24  | 35x210x12   | 140  |

**PTB402220-6**

**ORGANISERS**



- Transparent polypropylene
- 6 compartments
- Contents not included

|   |   |   |   |  |
|---|---|---|---|--|
|  | <br>731415 |  | <br>mm | <br>g |
| PTB402220-6   | 0167500   | 24  | 35x220x130  | 140  |

**PTB402280-6**

**ORGANISERS**



- Transparent polypropylene
- 6 compartments
- Contents not included

|   |   |   |   |  |
|---|---|---|---|--|
|  | <br>731415 |  | <br>mm | <br>g |
| PTB402280-6   | 0167531   | 12  | 40x280x180  | 340  |





## PTB402380-12

### ORGANISERS

- Transparent polypropylene
- 12 compartments
- Contents not included



|              |            |    |            |       |
|--------------|------------|----|------------|-------|
|              | <br>731415 |    | <br>mm     | <br>g |
| PTB402380-12 | 0167524    | 12 | 40x280x180 | 340   |

## PTB402280-18

### ORGANISERS

- Transparent polypropylene
- 18 compartments
- Contents not included



|              |            |    |            |       |
|--------------|------------|----|------------|-------|
|              | <br>731415 |    | <br>mm     | <br>g |
| PTB402280-18 | 0167517    | 12 | 280x180x40 | 340   |

## PTB402275-19

### ORGANISERS


- Transparent polypropylene
- 4 to 19 modular compartments
- Resistant coloured latches
- Handle in transparent polypropylene
- Contents not included



|              |            |    |            |       |
|--------------|------------|----|------------|-------|
|              | <br>731415 |    | <br>mm     | <br>g |
| PTB402275-19 | 0154654    | 12 | 40x275x180 | 350   |

## PTB402355-24

### ORGANISERS



- Transparent polypropylene
- 4 to 24 modular compartments
- Resistant coloured latches
- Handles in transparent polypropylene
- Contents not included

|   |   |   |   |  |
|---|---|---|---|--|
|  | <br>731415 |  | <br>mm | <br>g |
| PTB402355-24  | 0154661   | 8   | 50x355x23   | 520  |

## PTB402355-30

### ORGANISERS



- Transparent polypropylene
- 4 to 30 modular compartments
- Resistant coloured latches
- Handle in transparent polypropylene
- Space for small hand tools
- Contents not included

|   |   |   |   |  |
|---|---|---|---|--|
|  | <br>731415 |  | <br>mm | <br>g |
| PTB402355-30  | 0154678   | 8   | 50x355x220  | 400  |



9850

TOOL KITS



- 66 premium quality tools for discerning mechanical and service engineers
- High strength low weight aluminium and laminated construction
- Unique modular tool holders allows tools to be added or arranged to suit special requirements
- Adjustable compartment in the base
- With U.K. plug






|  | <br>731415 |   | <br>mm      | <br>g |
|--|------------|---|-------------|-------|
| 9850   | 0111343    | 1   | 490x390x120 | 13500 |
| 8070<br>155 mm                                   |            | 700-701-703<br>1.5, 2.5, 3.5,<br>PH0, PH1, T6, T8 |             |       |
| 9072 P<br>254 mm                                 |            | 8045LVDE<br>135 mm                                |             |       |
| BE-9770  |            | 5552<br>205 mm                                    |             |       |
| 1933M/6T<br>100 mm                               |            | 2-470-14-2-0<br>140 mm                            |             |       |
| 7291<br>108 mm                                   |            | 268<br>150 mm                                     |             |       |
| 7891<br>132                                      |            | 208<br>250 mm                                     |             |       |
| 8160<br>125 mm                                   |            | 1-100 1-210 1-230<br>200 mm                       |             |       |
| 8140<br>110 mm                                   |            | TL 475-SA<br>140 mm                               |             |       |
| 2628G-180<br>180 mm                              |            | TL 648-SA<br>150 mm                               |             |       |
| 2101G-160<br>160 mm                              |            | 5515L<br>175 mm                                   |             |       |
| 2430G-160<br>160 mm                              |            | 2509<br>525 mm                                    |             |       |
| 2223D-150<br>150 mm                              |            | 479-08<br>305 mm                                  |             |       |
| 2800N<br>170 mm                                  |            | 2744<br>190 mm                                    |             |       |
| BE-8220, BE-8040<br>0.5x3.0, 0.8x4.0 mm          |            | 1162N-1/2<br>3m 118"                              |             |       |
| BE-8150, BE-8155<br>1.0x5.5, 1.2x6.5 mm          |            | 326000300 UK<br>25 W                              |             |       |
| BE-8800, BE-8810,<br>BE-8820<br>PZ 0, PZ 1, PZ 2 |            | 328000000   |             |       |
| 2047PR-1-2<br>PH 1 2                             |            | 2816  |             |       |

9841

TOOL KITS



- High quality service kit
- Supplied in a zipper wallet

|   |   |   |   |  |
|---|---|---|---|--|
|  | <br>731415 |  | <br>mm | <br>g |
| 9841  | 0107445   | 1   | 40x240x155  | 220  |

7190  
109 mm



7890  
132 mm



TL AA-SA-SL  
130 mm



BE-8020, BE-8040  
0.5x3.0, 0.8x4.0 mm



BE-8610  
PH 1



8070  
155 mm








9845

TOOL KITS




- High quality service kit
- Supplied in a zipper wallet



|   |   |   |   |  |
|---|---|---|---|--|
|  | <br>731415 |  | <br>mm | <br>g |
| 9845  | 0107476   | 1   | 310x220x40  | 1295   |

2430G-160  
160 mm



2101G-160  
160 mm



2628G-160  
160 mm



9070 P  
155 mm



BE-8020, BE-8040  
0.5x3.0, 0.8x4.0 mm



BE-8150  
1.0x5.5 mm



BE-8610, BE-8620  
PH 1, PH 2





## 9848

### TOOL KITS

- High quality service kit
- Supplied in a zipper wallet



|                | <br>731415 |   | <br>mm     | <br>g |
|----------------|------------|---|------------|-------|
| 9848           | 0111015    | 1   | 40x240x150 | 380   |
| 8160<br>125 mm |            | BE-8020 ,<br>BE-8040<br>0.5x3.0, 0.8x4.0 mm |            |       |
| 7890<br>132 mm |            | BE-8610<br>PH 1                             |            |       |
| 8070<br>155 mm |            | TL AA-SA-SL<br>130 mm                       |            |       |
| BE-8020        |            |   |            |       |

## 9852

### TOOL KITS

- High quality service kit
- Supplied in a zipper wallet



|                       | <br>731415 |   | <br>mm     | <br>g |
|-----------------------|------------|---|------------|-------|
| 9852                  | 0114092    | 1   | 40x310x220 | 1985  |
| 8070<br>155 mm        |            | BE-8210,<br>BE-8040<br>0.4x2.5, 0.8x4.0 mm          |            |       |
| 7890<br>132 mm        |            | BE-8150,<br>BE-8155<br>1.0x5.5, 1.2x6.5 mm          |            |       |
| 8160<br>125 mm        |            | BE-8600,<br>BE-8610,<br>BE-8620<br>PH 0, PH 1, PH 2 |            |       |
| TL AA-SA-SL<br>130 mm |            | 8045 LVDE<br>150-250V                               |            |       |
| 2421G-160<br>160 mm   |            | TM3M<br>3 m   |            |       |
| 2101G-160<br>160 mm   |            | K-AP-1  |            |       |
| 2628G-180<br>180 mm   |            |   |            |       |



# PERSONAL PROTECTIVE EQUIPMENT

---

Bahco's Protective Equipment range consists of essential gloves and eyewear designed for optimal personal protection in your working environment. The focus is on protecting hands and eyes as they are usually at the greatest risk of damage with serious consequences if not adequately protected. Within the Bahco range of eyewear and safety gloves, there are variations developed to suit different working environments, applications and sizes. Products are developed through a close working relationship with professional users to make sure we add features that contribute to improved safety and comfort at work.

# Chapter Index

---












|         |         |
|---------|---------|
| EYEWEAR | 852     |
| GLOVES  | 852-853 |

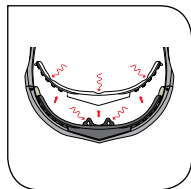


# EYEWEAR

The Bahco protective eyewear gives an excellent level of safety and comfort. The lightweight design with large lenses offers complete protection for the eyes. Our entire range of glasses has UV protection and anti-scratch treated glass that resists low energy impact. The additional features

are shown in the icons below - all designed to better suit professional needs and avoid any kind of eye injuries. They are highly recommended when working with power tools, drilling, grinding, milling, cutting or even garden work among many other applications.

|           |  |  |  |  |  |  | AS  | SP  | HV  | UV  | AF  |
|-----------|---|---|---|---|---|---|---|--|--|--|--|
| 3870-SG11 |   |   | ●   |   |   |   | ●   |  |  | ●  |  |
| 3870-SG12 |   |   | ●   |   |   |   |   | ●  |  | ●  |  |
| 3870-SG22 |   | ●   | ●   |   |   |   |   | ●  |  | ●  |  |
| 3870-SG13 |   |   | ●   |   | ●   | ●   | ●   |  | ●  | ●  | ●  |
| 3870-SG31 | ●   | ●   | ●   | ●   |   |   | ●   |  |  | ●  |  |
| 3870-SG32 | ●   | ●   | ●   | ●   |   |   |   | ●  |  | ●  |  |



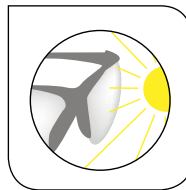
**SCRATCH RESISTANT**  
Designed to resist scratches from low energy impact.



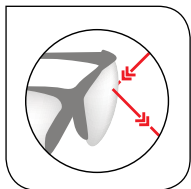
**HIGH VISIBILITY**  
Will enhance light and contrasts in dark environments.



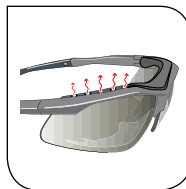
**ANTI FOG**  
Resists fogging and improves vision in high humidity environments. Also helps resist dust and particles.



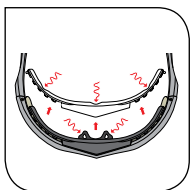
**SUN PROTECTION**  
Darker lenses for outdoor usage, to help to avoid fatigue caused by sunlight.



**UV PROTECTION**  
Protects your eyes from dangerous UV radiation.



**IMPACT PROTECTION**  
Protects your forehead from impact, protection is removable.



**VENTILATION**  
To avoid mist.



**SOFT NOSE PIECE**  
For higher comfort.



**FLEXIBLE EAR PIECE**  
For higher comfort to fit different shapes of ears.

# GLOVES

With 27 bones, an extraordinary capability for positioning, and an astonishing sensitivity through its many nerves, the hand is one of the most important tools a professional has on the job.

In recognition of this, Bahco has created a range to help protect these vital tools.

The Bahco range offers hard-wearing and comfortable gloves for carpenters, mechanics or any professional craftsman looking to protect their hands.

Bahco gloves feature spandex material for better comfort and fit, a cotton brow wipe, and breathable material between the fingers on our padded gloves.

The Bahco working gloves GL008, GL010 and GL012 all follow EN420:2003, EN388:2003 and 2002/61/CE.





## EYEWEAR

3870

### EYEWEAR



- 99.9% UV protection
- Flexible ear pieces for better fit and comfort
- Polycarbonate material
- AS - Anti scratch
- HV - High visibility
- SP - Sun protection
- UV - UV Protection
- AF - Anti mist

|           | <br>731415 |   |            | <br>g |
|-----------|------------|---|------------|-------|
| 3870-SG11 | 0178865    | 6 | UV, AS     | 63    |
| 3870-SG12 | 0178872    | 6 | UV, SP     | 63    |
| 3870-SG13 | 0178902    | 6 | UV, AS, HV | 63    |
| 3870-SG22 | 0178889    | 6 | UV, SP     | 70    |
| 3870-SG31 | 0178919    | 6 | UV, AF, AS | 78    |
| 3870-SG32 | 0178926    | 6 | UV, SP     | 78    |



## GLOVES

3870

### GLOVES



- General purpose work glove






|            | <br>731151 |    |   | <br>g |
|------------|------------|----|---|-------|
| 3870-GLOVE | 8285531    | 12 | 8 | 223   |

**GL008**

**GLOVES**



- A thin PU material gives user better touch and feel
- Absorption pad on thumb



|  | <br>731415 |  |  |  |
|---|---|---|---|---|
| GL008-10  | 0167050   | 6   | 10  | 72  |
| GL008-8   | 0167043   | 6   | 8   | 69  |

**GL010**

**GLOVES**



- Anti-vibration pads on fingers and palms
- Reflective strip across the back
- Absorption patch on the thumb






|  | <br>731415 |  |  |  |
|---|---|---|---|---|
| GL010-10  | 0167098   | 6   | 10  | 140   |
| GL010-8   | 0167081   | 6   | 8   | 137   |

**GL012**

**GLOVES**



- Reinforced grip pads on fingers and palm
- Missing ends on thumb, index and middle fingers
- Absorption pad on thumb

|  | <br>731415 |  |  |  |
|---|---|---|---|---|
| GL012-10  | 0167104   | 6   | 10  | 91  |
| GL012-8   | 0167111   | 6   | 8   | 87  |

# INSULATED TOOLS

---

For work on live equipment up to 1000 volts, Bahco offers a wide range of insulated safety tools consisting of more than 250 products.

All Bahco insulated tools are manufactured according to the International Standard IEC60900 for working with live systems up to 1000 V AC and 1500 V DC. They follow strict quality controls and all tools are subjected to the most stringent, individual tests.

We recommend following the safety instructions very closely when working with any live systems.

# Chapter Index

---


|                         |         |
|-------------------------|---------|
| ERGO™ SCREWDRIVERS      | 858-862 |
| TEKNO+ SCREWDRIVERS     | 863-866 |
| 800 SERIES SCREWDRIVERS | 867-869 |
| PREMIUM SCREWDRIVERS    | 870-873 |
| 600 SERIES SCREWDRIVERS | 874     |
| PLIERS                  | 875-884 |
| WRENCHES                | 885-888 |
| SOCKETS & ACCESSORIES   | 889-890 |
| OTHER INSULATED TOOLS   | 891-893 |
| PROTECTIVE EQUIPMENT    | 894-895 |
| TOOLS SETS              | 896-897 |

# ROUTINE TESTS IN ACCORDANCE TO IEC609000 SPECIFICATION




## Dielectric test

The tools are immersed in water for 24 hours. A voltage of 10kV is then continuously applied for 3 minutes. The test is considered successful if no electrical puncture, spark over, or flashover occurs during the test period. Leakage limits must not be exceeded.




## Retaining force test

This test is applied to tools that can be assembled. A force is applied to the assembled parts in an effort to separate them. If, after a minute, the parts remain assembled, the test is passed.




## Impact test

The tools are cooled to  $-25^{\circ}\text{C}$  for 2 hours. Then, a special hammer is used with some force on the insulating layer. The test is considered successful if the insulating material shows no breaks and passes the dielectric test.



## Permanent marking durability

The markings are rubbed for 15 seconds with a rag soaked in water, and then for 15 seconds with a rag soaked in isopropanol. The test is passed if, after this process, the markings are still legible.




## Insulation adhesion test

The tools are stored at a temperature of  $70^{\circ}\text{C}$  for 168 hours. Then, a force of 490 N is applied in the direction of the line dividing the insulating material from the conductive part for 3 minutes. During this test the insulation material must stay firmly attached to the tools.




## Penetration test

The insulated surfaces of the tools are pressed with a special device. A voltage of 5000 V is then applied to the tool for 3 minutes. The test is considered successful if no electrical puncture, spark-over, or flash-over occurs during the test period.




## Flame test

When placed over a fire, where the height of the flames on the tools does not exceed 120 mm, if the insulation material does not melt or leak, then the test is passed.



## Visual and dimensional

The tools, and in particular the insulation, are visually controlled and have to be free from external defects. The markings have to be perfectly legible and the dimensions have to be in accordance with the standard.



# SAFETY COLOUR CODE

All Bahco insulated tools have a colour-coded, three-layer insulation coating. This provides protection as well as creating a visual warning system. If the outer insulation layer gets

damaged, the lighter colour underneath will become visible and warn the user. This makes it easier to detect damage to the insulation.



## SAFETY INSTRUCTIONS FOR WORKING WITH LIVE SYSTEMS

- Always transport your insulated tools carefully to avoid damage
- Examine each tool for damage before every use. If the insulation is damaged, the tools should not be used
- Keep all tools in good condition with regular maintenance. The insulated tools should be kept clean and dry
- Protective glasses should be worn when working with cutting pliers or above your head
- Work space should be kept clean, dry and tidy to prevent accidents when working with live voltage
- Make sure you use the tools for their intended purposes and always use the right tool size
- Always wear the proper personal protective equipment required for the job. Protect your eyes, hands, ears and other body parts
- Make sure that loose and cut-off parts of cables do not fall onto live components





## BE-8010S - BE-8065S

## ERGO™ SLOTTED SCREWDRIVERS



IEC 60900



- Insulated screwdriver for slotted head screws developed according to the scientific ERGO™ process
- For work on live equipment up to 1000 volts
- ISO 2380, IEC 60900, VDE certified
- 3-component handle, for maximum user comfort and force transmission
- High performance alloy steel blade
- Colour-coded handle with the screw type symbol on the domed end

|          | 731415  |   | mm  | mm  | mm  | mm     | mm  | mm  | g |
|----------|---------|---|-----|-----|-----|--------|-----|-----|---|
| BE-8010S | 0033058 | 5 | 0.4 | 2.5 | 75  | 20x122 | 197 | 30  |   |
| BE-8220S | 0048243 | 5 | 0.5 | 3.0 | 100 | 20x122 | 222 | 33  |   |
| BE-8230S | 0048250 | 5 | 0.6 | 3.5 | 100 | 20x122 | 222 | 33  |   |
| BE-8040S | 0033089 | 5 | 0.8 | 4.0 | 100 | 20x122 | 222 | 33  |   |
| BE-8050S | 0033096 | 5 | 1.0 | 5.5 | 125 | 27x122 | 247 | 62  |   |
| BE-8255S | 0048281 | 5 | 1.2 | 6.5 | 150 | 36x122 | 272 | 105 |   |
| BE-8065S | 0033119 | 5 | 1.2 | 8.0 | 175 | 36x122 | 297 | 127 |   |

## BE-8600S - BE-8640S

## ERGO™ PHILLIPS SCREWDRIVERS



IEC 60900



- Insulated screwdriver for Phillips head screws developed according to the scientific ERGO™ process
- For work on live equipment up to 1000 volts
- ISO 8764, IEC 60900, VDE certified
- 3-component handle, for maximum user comfort and force transmission
- High performance alloy steel blade
- Colour-coded handle with the screw type symbol on the domed end

|          | 731415  |   |      | mm  | mm     | mm  | mm  | g |
|----------|---------|---|------|-----|--------|-----|-----|---|
| BE-8600S | 0033126 | 5 | PH 0 | 75  | 20x122 | 197 | 31  |   |
| BE-8610S | 0033133 | 5 | PH 1 | 80  | 27x122 | 202 | 64  |   |
| BE-8620S | 0033140 | 5 | PH 2 | 100 | 36x122 | 222 | 108 |   |
| BE-8630S | 0033157 | 5 | PH 3 | 150 | 36x122 | 272 | 159 |   |
| BE-8640S | 0033164 | 5 | PH 4 | 200 | 36x165 | 365 | 268 |   |



BE-8800S - BE-8840S

ERGO™ POZIDRIV SCREWDRIVERS



- Insulated screwdriver for Pozidriv head screws developed according to the scientific ERGO™ process
- For work on live equipment up to 1000 volts
- ISO 8764, IEC 60900, VDE certified
- 3-component handle, for maximum user comfort and force transmission
- High performance alloy steel blade
- Colour-coded handle with the screw type symbol on the domed end

|          | <br>731415 |   |      | <br>mm | <br>mm | <br>mm | <br>g |
|----------|------------|---|------|--------|--------|--------|-------|
| BE-8800S | 1839055    | 5 | PZ 0 | 75     | 20x122 | 197    | 31    |
| BE-8810S | 0048298    | 5 | PZ 1 | 80     | 27x122 | 202    | 64    |
| BE-8820S | 0048304    | 5 | PZ 2 | 100    | 36x122 | 222    | 110   |
| BE-8830S | 0048311    | 5 | PZ 3 | 150    | 36x122 | 272    | 159   |
| BE-8840S | 1839062    | 5 | PZ 4 | 200    | 36x161 | 365    | 268   |

BE-8725S - BE-8708S

ERGO™ HEXAGON HEAD SCREWDRIVERS




- Insulated screwdriver for hexagon head screws developed according to the scientific ERGO™ process
- For work on live equipment up to 1000 volts
- IEC 60900, VDE certified
- 3-component handle, for maximum user comfort and force transmission
- High performance alloy steel blade
- Colour-coded handle with the screw type symbol on the domed end

|          | <br>731415 |   | <br>mm | <br>mm | <br>mm | <br>mm | <br>g |
|----------|------------|---|--------|--------|--------|--------|-------|
| BE-8725S | 1839123    | 5 | 2.5    | 75     | 20x122 | 197    | 33    |
| BE-8703S | 1839130    | 5 | 3      | 75     | 20x122 | 197    | 62    |
| BE-8704S | 1839147    | 5 | 4      | 75     | 20x122 | 197    | 78    |
| BE-8705S | 1839154    | 5 | 5      | 175    | 27x122 | 297    | 128   |
| BE-8706S | 1839161    | 5 | 6      | 200    | 27x122 | 322    | 159   |
| BE-8708S | 1839178    | 5 | 8      | 200    | 36x122 | 322    | 235   |



## BE-8910S - BE-8930S



## ERGO™ TORX® HEAD SCREWDRIVERS

- Insulated screwdriver for TORX® head screws developed according to the scientific ERGO™ process
- For work on live equipment up to 1000 volts
- IEC 60900, VDE certified
- 3-component handle, for maximum user comfort and force transmission
- High performance alloy steel blade
- Colour-coded handle with the screw type symbol on the domed end

|          | 731415  |   |      | mm   | mm  | mm     | mm  | g   |
|----------|---------|---|------|------|-----|--------|-----|-----|
| BE-8910S | 1839079 | 5 | T 10 | 2.72 | 100 | 20x122 | 222 | 33  |
| BE-8915S | 1839086 | 5 | T 15 | 3.26 | 125 | 27x122 | 247 | 62  |
| BE-8920S | 1839093 | 5 | T 20 | 3.84 | 125 | 27x122 | 247 | 62  |
| BE-8925S | 1839109 | 5 | T 25 | 4.40 | 150 | 27x122 | 272 | 77  |
| BE-8930S | 1839116 | 5 | T 30 | 5.49 | 175 | 36x122 | 297 | 129 |

## BE-8510S - BE-8520S



## ERGO™ COMBI TIPS PHILLIPS/SLOTTED SCREWDRIVERS

- Insulated combination screwdriver for slotted and Phillips head screws developed according to the scientific ERGO™ process
- For work on live equipment up to 1000 volts
- IEC 60900, VDE certified
- 3-component handle, for maximum user comfort and force transmission
- High performance alloy steel blade
- Colour-coded handle with the screw type symbol on the domed end

|          | 731415  |   |   |   |   | mm  | mm     | mm  | g   |
|----------|---------|---|---|---|---|-----|--------|-----|-----|
| BE-8510S | 0126507 | 5 | 5 | - | 1 | 80  | 27x122 | 202 | 60  |
| BE-8520S | 0126514 | 5 | 6 | - | 2 | 100 | 36x122 | 222 | 100 |

## BE-8710S - BE-8720S



## ERGO™ COMBI TIPS POZIDRIV/SLOTTED SCREWDRIVERS


- Insulated combination screwdriver for slotted and Pozidriv head screws developed according to the scientific ERGO™ process
- For work on live equipment up to 1000 volts
- IEC 60900, VDE certified
- 3-component handle, for maximum user comfort and force transmission
- High performance alloy steel blade
- Colour-coded handle with the screw type symbol on the domed end

|          | 731415  |   |   |   |   | mm  | mm     | mm  | g   |
|----------|---------|---|---|---|---|-----|--------|-----|-----|
| BE-8710S | 0126521 | 5 | 5 | 1 | - | 80  | 27x122 | 202 | 60  |
| BE-8720S | 0126538 | 5 | 6 | 2 | - | 100 | 36x122 | 222 | 100 |



BE-9881S

ERGO™ SCREWDRIVERS SETS




- ERGO™ insulated screwdriver set for slotted and Phillips head screws, 5 pcs
- For work on live equipment up to 1000 volts
- In cardboard box



|                                     |         |   |     |
|-------------------------------------|---------|---|-----|
|                                     |         |   |     |
|                                     | 731415  |   | 9   |
| BE-9881S                            | 1839307 | 1 | 450 |
| <b>BE-8220S, BE-8040S, BE-8050S</b> |         |   |     |
| 0.5x3x100, 0.8x4x100, 1x5.5x125 mm  |         |   |     |
|                                     |         |   |     |
| <b>BE-8610S, BE-8620S</b>           |         |   |     |
| PH1x80, PH2x100                     |         |   |     |
|                                     |         |   |     |

BE-9882S

ERGO™ SCREWDRIVERS SETS



- ERGO™ insulated screwdriver set for slotted and Pozidriv head screws, 5 pcs
- For work on live equipment up to 1000 volts
- In cardboard box




|                                     |         |   |     |
|-------------------------------------|---------|---|-----|
|                                     |         |   |     |
|                                     | 731415  |   | 9   |
| BE-9882S                            | 1839314 | 1 | 450 |
| <b>BE-8220S, BE-8040S, BE-8050S</b> |         |   |     |
| 0.5x3x100, 0.8x4x100, 1x5.5x125     |         |   |     |
|                                     |         |   |     |
| <b>BE-8810S, BE-8820S</b>           |         |   |     |
| PZ1x80, PZ2x100                     |         |   |     |
|                                     |         |   |     |



## BE-9888S

## ERGO™ SCREWDRIVERS SETS

ergo®




- ERGO™ insulated screwdriver set for slotted and Pozidriv head screws, 7 pcs
- For work on live equipment up to 1000 volts
- In cardboard box

| BE-9888S  | 731415 | 1 | 530 |
|---|--------|---|-----|
| BE-8010S, BE-8220S, BE-8040S, BE-8050S<br>0.4x2.5x75, 0.5x3.0x100, 0.8x4.0x100, 1.0x5.5x125 |        |   |     |
| BE-8800S, BE-8800S, BE-8830S<br>PZ0x75, PZ2x100, PZ3x150                                    |        |   |     |

## BE-9885S

## ERGO™ COMBI TIP SCREWDRIVERS SET

ergo®



- ERGO™ insulated screwdriver set for slotted, Phillips and Pozidriv head screws, 4 pcs (8 different tips)
- For work on live equipment up to 1000 volts
- In cardboard box

| BE-9885S                           | 731151 | 1 | 445 |
|------------------------------------|--------|---|-----|
| 806-1-1<br>0.6x3x65                |        |   |     |
| BE-8510S, BE8520S<br>5/PH1, 6/PH2  |        |   |     |
| BE-8710S, BE-8720S<br>5/PZ1, 6/PZ2 |        |   |     |



## 033

### TEKNO+ SLOTTED SCREWDRIVERS



- Insulated screwdriver for slotted head screws
- For work on live equipment up to 1000 volts
- ISO 2380, IEC 60900, VDE certified
- High performance alloy steel blade
- Double shape handle allows optimum grip and maximum torque power
- Hole in the handle permits the insertion of a T-bar for added turning force
- Colour-coded handle for quick identification of the tip

|             | <br>841281 |    | <br>mm | <br>mm | <br>mm | <br>mm | <br>g |
|-------------|------------|----|--------|--------|--------|--------|-------|
| 033.030.100 | 4033310    | 10 | 3.0    | 0.5    | 100    | 100    | 42    |
| 033.035.100 | 4033327    | 10 | 3.5    | 0.6    | 100    | 100    | 42    |
| 033.040.100 | 4033419    | 10 | 4.0    | 0.8    | 100    | 100    | 42    |
| 033.055.125 | 4033518    | 10 | 5.5    | 1.0    | 125    | 115    | 75    |
| 033.065.150 | 4033617    | 10 | 6.5    | 1.2    | 175    | 130    | 135   |
| 033.080.175 | 4033815    | 10 | 8.0    | 1.2    | 175    | 130    | 135   |
| 033.100.200 | 4033112    | 10 | 10.0   | 1.6    | 200    | 145    | 227   |

## 034

### TEKNO+ PHILLIPS SCREWDRIVERS



- Insulated screwdriver for Phillips head screws
- For work on live equipment up to 1000 volts
- ISO 8764, IEC 60900, VDE certified
- High performance alloy steel blade
- Double shape handle allows optimum grip and maximum torque power
- Hole in the handle permits the insertion of a T-bar for added turning force
- Colour-coded handle for quick identification of the tip

|             | <br>841281 |    |      | <br>mm | <br>mm | <br>g |
|-------------|------------|----|------|--------|--------|-------|
| 034.000.100 | 4034010    | 10 | PH 0 | 100    | 100    | 42    |
| 034.001.150 | 4034119    | 10 | PH 1 | 150    | 115    | 91    |
| 034.002.175 | 4034218    | 10 | PH 2 | 175    | 130    | 141   |
| 034.003.200 | 4034317    | 10 | PH 3 | 200    | 145    | 228   |



035

## TEKNO+ POZIDRIV SCREWDRIVERS



IEC 60900



- Insulated screwdriver for Pozidriv head screws
- For work on live equipment up to 1000 volts
- ISO 8764, IEC 60900, VDE certified
- High performance alloy steel blade
- Double shape handle allows optimum grip and maximum torque power
- Hole in the handle permits the insertion of a T-bar for added turning force
- Colour-coded handle for quick identification of the tip

|             |         |    |      |     |     |    |
|-------------|---------|----|------|-----|-----|----|
|             |         |    |      |     |     |    |
| 035.000.100 | 4035017 | 10 | PZ 0 | 100 | 100 | 40 |

036

## TEKNO+ HEXAGONAL NUT DRIVER



IEC 60900




- Insulated hexagonal nut driver
- For work on live equipment up to 1000 volts
- IEC 60900, VDE certified
- High performance alloy steel blade
- Double shape handle allows optimum grip and maximum torque power.
- Hole in the handle permits the insertion of a T-bar for added turning force
- Colour-coded handle for quick identification of the tip

|             |         |   |      |     |     |     |
|-------------|---------|---|------|-----|-----|-----|
|             |         |   |      |     |     |     |
|             | 841281  |   | mm   | mm  | mm  | g   |
| 036.055.125 | 4036519 | 5 | 5.5  | 125 | 115 | 103 |
| 036.060.125 | 4036618 | 5 | 6.0  | 125 | 115 | 105 |
| 036.070.125 | 4036717 | 5 | 7.0  | 125 | 130 | 151 |
| 036.080.125 | 4036816 | 5 | 8.0  | 125 | 130 | 155 |
| 036.100.125 | 4036106 | 5 | 10.0 | 125 | 130 | 157 |
| 036.130.125 | 4036137 | 5 | 13.0 | 125 | 145 | 222 |



## 202.030

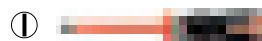
### TEKNO+ SCREWDRIVERS SET



- Insulated screwdriver set for slotted and Phillips head screws, 7 pcs
- For work on live equipment up to 1000 volts
- In cardboard box

|         |            |   |       |
|---------|------------|---|-------|
|         | <br>841281 |   | <br>g |
| 202.030 | 4202303    | 1 | 722   |

033  
3x100, 4x100, 5.5x125, 6.5x150




034  
PH0x100, PH1x150, PH2x175



## 202.031

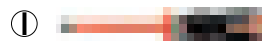
### TEKNO+ SCREWDRIVERS SET



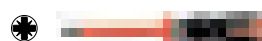
- Insulated screwdriver set for slotted and Pozidriv head screws, 7 pcs
- For work on live equipment up to 1000 volts
- In cardboard box

|         |            |   |       |
|---------|------------|---|-------|
|         | <br>841281 |   | <br>g |
| 202.031 | 4202310    | 1 | 722   |

033  
3x100, 4x100, 5.5x125, 6.5x150




035  
PZ0x100, PZ1x150, PZ2x175



## 202.035

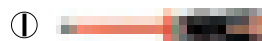
### TEKNO+ SCREWDRIVERS SET



- Insulated screwdriver set for slotted and Phillips head screws, 6 pcs + voltage tester
- For work on live equipment up to 1000 volts
- In cardboard box

|         |            |   |       |
|---------|------------|---|-------|
|         | <br>841281 |   | <br>g |
| 202.035 | 4108742    | 1 | 675   |

033  
3x100, 4x100, 5.5x125



034  
PH0x100, PH1x150, PH2x175



806-1-2







## 202.033

### TEKNO+ SCREWDRIVERS SET IN ZIP CASE

- Insulated screwdriver set for slotted and Phillips head screws, 7 pcs
- For work on live equipment up to 1000 volts
- In cardboard box and zip case




|         |            |   |       |
|---------|------------|---|-------|
|         | <br>841281 |   | <br>g |
| 202.033 | 4121376    | 1 | 1.000 |

|                                       |  |  |
|---------------------------------------|--|--|
| 033<br>3x100, 4x100, 5.5x125, 6.5x150 |  |  |
| 034<br>PH0x100, PH1x150, PH2x175      |  |  |

## 202.032

### TEKNO+ SCREWDRIVERS SET IN ZIP CASE

- Insulated screwdriver set for slotted and Pozidriv head screws, 7 pcs
- For work on live equipment up to 1000 volts
- In cardboard box and zip case



|         |            |   |       |
|---------|------------|---|-------|
|         | <br>841281 |   | <br>g |
| 202.032 | 4119298    | 1 | 1.000 |

|                                       |  |  |
|---------------------------------------|--|--|
| 033<br>3x100, 4x100, 5.5x125, 6.5x150 |  |  |
| 035<br>PZ0x100, PZ1x150, PZ2x175      |  |  |



## 813VDE

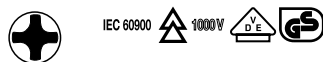



## 800 SERIES SLOTTED SCREWDRIVERS

- Insulated screwdriver for slotted head screws
- For work on live equipment up to 1000 volts
- ISO 2380, IEC 60900, VDE certified
- High performance alloy steel blade
- 2-component handle, with hanging hole and anti-roll design
- Symbol-coded handle for quick identification of the tip
- SB: Retail packed

|                  | <br>731415 |    | <br>mm | <br>mm | <br>mm | <br>mm | <br>mm | <br>mm | <br>g |
|------------------|------------|----|--------|--------|--------|--------|--------|--------|-------|
| 813VDE-3-100     | 1846176    | 10 | 0.5    | 3.0    | 100    | 27x90  | 190    | 40     |       |
| 813VDE-3,5-100   | 1846183    | 10 | 0.6    | 3.5    | 100    | 27x90  | 190    | 40     |       |
| 813VDE-4-100     | 1846190    | 10 | 0.8    | 4.0    | 100    | 27x90  | 190    | 40     |       |
| 813VDE-5,5-125   | 1846206    | 10 | 1.0    | 5.5    | 125    | 30x100 | 225    | 60     |       |
| 813VDE-6,5-150   | 1846213    | 10 | 1.2    | 6.5    | 150    | 33x110 | 260    | 90     |       |
| 813VDE-8-175     | 1846220    | 10 | 1.2    | 8.0    | 175    | 33x110 | 285    | 110    |       |
| 813VDE-10-200    | 1846237    | 10 | 1.6    | 10.0   | 200    | 36x120 | 320    | 175    |       |
| 813VDE-12-200    | 1846244    | 10 | 2.0    | 12.0   | 200    | 36x120 | 320    | 205    |       |
| SB813VDE-3-100   | 3001627    | 1  | 0.5    | 3.0    | 100    | 27x90  | 190    | 44     |       |
| SB813VDE-3,5-100 | 3001634    | 1  | 0.6    | 3.5    | 100    | 27x90  | 190    | 44     |       |
| SB813VDE-4-100   | 3001641    | 1  | 0.8    | 4.0    | 100    | 27x90  | 190    | 44     |       |
| SB813VDE-5,5-125 | 3001658    | 1  | 1.0    | 5.5    | 125    | 30x100 | 225    | 64     |       |
| SB813VDE-6,5-150 | 3001665    | 1  | 1.2    | 6.5    | 150    | 33x110 | 260    | 94     |       |
| SB813VDE-8-175   | 3001672    | 1  | 1.2    | 8.0    | 175    | 33x110 | 285    | 114    |       |

## 815VDE



## 800 SERIES PHILLIPS SCREWDRIVERS

- Insulated screwdriver for Phillips head screws
- For work on live equipment up to 1000 volts
- ISO 8764, IEC 60900, VDE certified
- High performance alloy steel blade
- 2-component handle, with hanging hole and anti-roll design
- Symbol-coded handle for quick identification of the tip
- SB: Retail packed

|                | <br>731415 |    |      | <br>mm | <br>mm | <br>mm | <br>mm | <br>g |
|----------------|------------|----|------|--------|--------|--------|--------|-------|
| 815VDE-0-100   | 1846251    | 10 | PH 0 | 100    | 27x90  | 190    | 40     |       |
| 815VDE-1-150   | 1846268    | 10 | PH 1 | 150    | 30x110 | 250    | 75     |       |
| 815VDE-2-175   | 1846275    | 10 | PH 2 | 175    | 33x110 | 285    | 110    |       |
| 815VDE-3-200   | 1846282    | 10 | PH 3 | 200    | 36x120 | 320    | 175    |       |
| 815VDE-4-200   | 1846299    | 10 | PH 4 | 200    | 36x120 | 320    | 205    |       |
| SB815VDE-0-100 | 3001702    | 1  | PH 0 | 100    | 27x90  | 190    | 64     |       |
| SB815VDE-1-150 | 3001719    | 1  | PH 1 | 150    | 30x110 | 250    | 79     |       |
| SB815VDE-2-175 | 3001726    | 1  | PH 2 | 175    | 33x110 | 285    | 114    |       |
| SB815VDE-3-200 | 3001733    | 1  | PH 3 | 200    | 36x120 | 320    | 179    |       |



# 800 SERIES SCREWDRIVERS

## 816VDE

## 800 SERIES POZIDRIV SCREWDRIVERS



IEC 60900



1000V



- Insulated screwdriver for Pozidriv head screws
- For work on live equipment up to 1000 volts
- ISO 8764, IEC 60900, VDE certified
- High performance alloy steel blade
- 2-component handle, with hanging hole and anti-roll design
- Symbol-coded handle for quick identification of the tip
- SB: Retail packed

|              |        |    |      |     |       |     |    |
|--------------|--------|----|------|-----|-------|-----|----|
|              |        |    |      |     |       |     |    |
| 816VDE-0-100 | 731415 | 10 | PZ 0 | 100 | 27x90 | 190 | 40 |

## 817V

## 800 SERIES HEXAGONAL NUT DRIVER



IEC 60900



1000V

- Insulated hexagonal nut driver
- For work on live equipment up to 1000 volts
- ISO 691, IEC 60900
- High performance alloy steel blade
- 2-component handle, with hanging hole and anti-roll design
- Symbol-coded handle for quick identification of the tip
- SB: Retail packed


|         |         |   |    |     |        |     |     |
|---------|---------|---|----|-----|--------|-----|-----|
|         |         |   |    |     |        |     |     |
|         | 731415  |   | mm | mm  | mm     | mm  | g   |
| 817V-6  | 0128976 | 5 | 6  | 125 | 30x100 | 225 | 85  |
| 817V-7  | 0128983 | 5 | 7  | 125 | 33x110 | 235 | 120 |
| 817V-8  | 0128990 | 5 | 8  | 125 | 33x110 | 235 | 120 |
| 817V-10 | 0129003 | 5 | 10 | 125 | 36x120 | 245 | 145 |
| 817V-13 | 0129010 | 5 | 13 | 125 | 36x120 | 245 | 170 |



## 822VDE-5

### 800 SERIES SCREWDRIVERS SET

- Insulated screwdriver set for slotted and Phillips head screws, 5 pcs
- For work on live equipment up to 1000 volts
- In cardboard box



|          |            |   |         |       |
|----------|------------|---|---------|-------|
|          | <br>731415 |   | <br>mm  | <br>g |
| 822VDE-5 | 3002365    | 1 | 335x192 | 360   |

813VDE  
3x100, 4x100, 5.5x125 mm



815VDE  
PH1x150, PH2x175




IEC 60900



## 820VDE-5

### 800 SERIES SCREWDRIVERS SET

- Insulated screwdriver set for slotted and Pozidriv head screws, 5 pcs
- For work on live equipment up to 1000 volts
- In cardboard box



|          |            |   |         |       |
|----------|------------|---|---------|-------|
|          | <br>731415 |   | <br>mm  | <br>g |
| 820VDE-5 | 3001146    | 1 | 335x192 | 360   |

813VDE  
3.5x100, 4x100, 6.5x150 mm



816VDE  
PZ1X150, PZ2X175



IEC 60900





196

## PREMIUM SLOTTED SCREWDRIVERS



IEC 60900



- Insulated screwdriver for slotted head screws
- For work on live equipment up to 1000 volts
- ISO 2380, IEC 60900, VDE certified
- High performance alloy steel blade
- Triangle shaped 2-component handle with hanging hole

|             | <br>731415 |    | <br>mm | <br>mm | <br>mm | <br>mm | <br>g |
|-------------|------------|----|--------|--------|--------|--------|-------|
| 196.025.100 | 4107516    | 10 | 2.5    | 0.4    | 100    | 75     | 28    |
| 196.030.100 | 4196312    | 10 | 3.0    | 0.5    | 100    | 75     | 31    |
| 196.035.100 | 4196329    | 10 | 3.5    | 0.6    | 100    | 75     | 31    |
| 196.040.100 | 4196411    | 10 | 4.0    | 0.8    | 100    | 88     | 43    |
| 196.055.125 | 4196510    | 10 | 5.5    | 1.0    | 125    | 100    | 68    |
| 196.065.150 | 4196619    | 10 | 6.5    | 1.2    | 150    | 110    | 100   |
| 196.080.175 | 4196817    | 10 | 8.0    | 1.2    | 175    | 110    | 118   |
| 196.100.200 | 4196114    | 10 | 10.0   | 1.6    | 200    | 120    | 191   |
| 196.120.200 | 4196121    | 10 | 12.0   | 2.0    | 200    | 120    | 217   |

197

## PREMIUM PHILLIPS SCREWDRIVERS



IEC 60900




- Insulated screwdriver for Phillips head screws
- For work on live equipment up to 1000 volts
- ISO 8764, IEC 60900, VDE certified
- High performance alloy steel blade
- Triangle shaped 2-component handle with hanging hole

|             | <br>841281 |    |      | <br>mm | <br>mm | <br>g |
|-------------|------------|----|------|--------|--------|-------|
| 197.000.100 | 4197005    | 10 | PH 0 | 100    | 75     | 31    |
| 197.001.150 | 4197012    | 10 | PH 1 | 150    | 100    | 84    |
| 197.002.175 | 4197029    | 10 | PH 2 | 175    | 110    | 121   |
| 197.003.200 | 4197036    | 10 | PH 3 | 200    | 120    | 190   |
| 197.004.200 | 4197043    | 10 | PH 4 | 200    | 120    | 218   |



142

PREMIUM POZIDRIV SCREWDRIVERS



IEC 60900

- Insulated screwdriver for Pozidriv head screws
- For work on live equipment up to 1000 volts
- ISO 8764, IEC 60900, VDE certified
- High performance alloy steel blade
- Triangle shaped 2-component handle with hanging hole

|             | <br>841281 |    |      | <br>mm | <br>mm | <br>g |
|-------------|------------|----|------|--------|--------|-------|
| 142.000.100 | 4142098    | 10 | PZ 0 | 100    | 75     | 31    |
| 142.001.150 | 4142012    | 10 | PZ 1 | 150    | 100    | 84    |
| 142.002.175 | 4142029    | 10 | PZ 2 | 175    | 110    | 122   |
| 142.003.200 | 4142036    | 10 | PZ 3 | 200    | 120    | 190   |

199

PREMIUM HEXAGONAL NUT DRIVER



IEC 60900

- Insulated hexagonal nut driver
- For work on live equipment up to 1000 volts
- IEC 60900, VDE certified
- High performance alloy steel blade
- Triangle shaped 2-component handle with hanging hole


|             | <br>841281 |   | <br>mm | <br>mm | <br>mm | <br>g |
|-------------|------------|---|--------|--------|--------|-------|
| 199.050.125 | 4108759    | 5 | 5,0    | 125    | 100    | 101   |
| 199.055.125 | 4199511    | 5 | 5.5    | 125    | 100    | 101   |
| 199.060.125 | 4199610    | 5 | 6.0    | 125    | 100    | 127   |
| 199.070.125 | 4199719    | 5 | 7.0    | 125    | 110    | 151   |
| 199.080.125 | 4199818    | 5 | 8.0    | 125    | 110    | 142   |
| 199.090.125 | 4199917    | 5 | 9.0    | 125    | 110    | 142   |
| 199.100.125 | 4199108    | 5 | 10.0   | 125    | 110    | 142   |
| 199.110.125 | 4199115    | 5 | 11.0   | 125    | 120    | 181   |
| 199.120.125 | 4199122    | 5 | 12.0   | 125    | 120    | 183   |
| 199.130.125 | 4199139    | 5 | 13.0   | 125    | 120    | 188   |



219.600

## PREMIUM SCREWDRIVER SETS

- Insulated screwdriver set for slotted and Phillips head screws, 7 pcs
- For work on live equipment up to 1000 volts
- In cardboard box



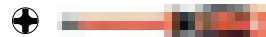
|         |                   |   |     |
|---------|-------------------|---|-----|
|         |                   |   |     |
| 219.600 | 841281<br>4219608 | 1 | 717 |



196  
3x100, 4x100, 5.5x125, 6.5x150




197  
PH0x100, PH1x150, PH2x175



219.605

## PREMIUM SCREWDRIVER SETS

- Insulated screwdriver set for slotted and Pozidriv head screws, 7 pcs
- For work on live equipment up to 1000 volts
- In cardboard box



|         |                   |   |     |
|---------|-------------------|---|-----|
|         |                   |   |     |
| 219.605 | 841281<br>4219653 | 1 | 717 |



196  
3x100, 4x100, 5.5x125, 6.5x150



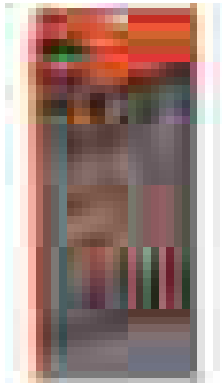
142  
PZ0x100, PZ1x150, PZ2x175





## 219.601

### PREMIUM SCREWDRIVER SETS



- Insulated screwdriver set for slotted and Phillips head screws, 6 pcs + voltage tester
- For work on live equipment up to 1000 volts
- In cardboard box



| 219.601                          | 841281<br>4107820 | 1 | 638 |
|----------------------------------|-------------------|---|-----|
| 196<br>3x100, 4x100, 5.5x125     |                   |   |     |
| 197<br>PH0x100, PH1x150, PH2x175 |                   |   |     |
| 806-1-1                          |                   |   |     |

## 219.602

### PREMIUM SET IN ZIP CASE



- Insulated screwdriver set for slotted and Pozidriv head screws, 7 pcs
- For work on live equipment up to 1000 volts
- In cardboard box and zip case for a clean and easy storage



| 219.602                               | 841281<br>4119304 | 1 | 900 |
|---------------------------------------|-------------------|---|-----|
| 196<br>3x100, 4x100, 5.5x125, 6.5x150 |                   |   |     |
| 142<br>PZ0x100, PZ1x150, PZ2x175      |                   |   |     |






# 600 SERIES SCREWDRIVERS

## 623

### 600 SERIES SLOTTED SCREWDRIVERS



- Insulated screwdriver for slotted head screws
- For work on live equipment up to 1000 volts
- ISO 2380, IEC 60900
- High quality steel
- 2-component handle with hanging hole

|             | <br>731415 |    | <br>mm | <br>mm | <br>mm | <br>mm | <br>mm | <br>g |
|-------------|------------|----|--------|--------|--------|--------|--------|-------|
| 623-3-100   | 0128518    | 10 | 0.5    | 3.0    | 100    | 80     | 180    | 32    |
| 623-3.5-100 | 0128525    | 10 | 0.6    | 3.5    | 100    | 80     | 180    | 32    |
| 623-4-100   | 0128532    | 10 | 0.8    | 4.0    | 100    | 80     | 180    | 33    |
| 623-5.5-125 | 0128549    | 10 | 1.0    | 5.5    | 125    | 97     | 223    | 61    |
| 623-6.5-150 | 0128556    | 10 | 1.2    | 6.5    | 150    | 100    | 250    | 94    |

## 625

### 600 SERIES PHILLIPS SCREWDRIVERS



- Insulated screwdriver for Phillips head screws
- For work on live equipment up to 1000 volts
- ISO 8764, IEC 60900
- High quality steel
- 2-component handle with hanging hole

|           | <br>731415 |    |      | <br>mm | <br>mm | <br>mm | <br>g |
|-----------|------------|----|------|--------|--------|--------|-------|
| 625-0-100 | 0128563    | 10 | PH 0 | 100    | 80     | 180    | 32    |
| 625-1-150 | 0128570    | 10 | PH 1 | 150    | 97     | 247    | 68    |
| 625-2-175 | 0128587    | 10 | PH 2 | 175    | 110    | 285    | 116   |

## 620-6

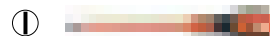
### 600 SERIES SCREWDRIVER SET SLOTTED/PHILLIPS




- Insulated screwdriver set for slotted and Phillips head screws, 6 pcs
- For work on live equipment up to 1000 volts
- In clamshell packaging

|       | <br>731415 |   | <br>g |
|-------|------------|---|-------|
| 620-6 | 0128594    | 1 | 465   |

623  
3x100, 4x100, 5.5x125, 6.5x150



625  
PH-1, PH-2










**2171V**

**SIDE CUTTERS**



- Insulated side cutting pliers
- For work on live equipment up to 1000 volts
- ISO 5749, IEC 60900, VDE certified
- Chrome plated and anti-corrosion treated finish
- High performance alloy steel
- Induction hardened cutting edges
- 3 layer colour insulation coating



|  | <br>731415 |  | A<br>mm | B<br>mm | C<br>mm | D<br>mm | E<br>mm | F<br>mm | G<br>mm | <br>Cu<br>mm | <br>Fe+<br>mm | <br>Piano<br>mm | <br>g |
|---|---|---|---------|---------|---------|---------|---------|---------|---------|---|--|--|--|
| 2171V-160   | 0126798   | 2   | 160     | 20      | 25      | 12      | 3       | 2       | 20      | 2.7   | 2.5  | 1.6  | 221  |
| 2171V-180   | 0126804   | 2   | 180     | 22      | 24      | 12      | 2.0     | 2       | 22      | 2.8   | 2.5  | 2.0  | 267  |








**2191V**

**SIDE CUTTERS**



- Insulated heavy duty side cutting pliers
- For work on live equipment up to 1000 volts
- ISO 5749, IEC 60900, VDE certified
- Chrome plated and anti-corrosion treated finish
- High performance alloy steel Induction hardened cutting edges
- 3 layer colour insulation coating



|  | <br>731415 |  | A<br>mm | B<br>mm | C<br>mm | D<br>mm | E<br>mm | F<br>mm | G<br>mm | <br>Cu<br>mm | <br>Fe+<br>mm | <br>Piano<br>mm | <br>g |
|---|---|---|---------|---------|---------|---------|---------|---------|---------|---|--|--|--|
| 2191V-180   | 0128716   | 2   | 180     | 20      | 25      | 12      | 29      | 15      | 20      | 3.0   | 2.5  | 2.0  | 348  |
| 2191V-200   | 0128723   | 2   | 200     | 21      | 26      | 12      | 2.5     | 33      | 21      | 4.0   | 3.0  | 2.5  | 375  |



## 2101S

## SIDE CUTTERS



IEC 60900 1000V



- Insulated side cutting pliers
- For work on live equipment up to 1000 volts
- ISO 5749, IEC 60900
- Black oxidized and anti-corrosion treated finish
- High performance alloy steel
- Induction hardened cutting edges
- Plastic injected handles
- Progressive edges: The cutting radius progresses along the edge in order to cut hard material like piano wire close to the joint and soft materials like copper and plastic insulated wire at the tip
- Screw joint that provides excellent running and accurate alignment of the cutting edges
- Reduced distance from the joint to the centre of the cutting edges give increased leverage and cutting capacity
- Round shaped jaws give improved accessibility in confined spaces

|           | 731415  |   | A mm | B mm | C mm | D mm | E mm | F mm | G mm | Cu mm | Fe+ mm | Piano mm | g   |
|-----------|---------|---|------|------|------|------|------|------|------|-------|--------|----------|-----|
| 2101S-140 | 0106592 | 3 | 140  | 16   | 19.5 | 9    | 1.5  | 1.3  | 16   | 3.7   | 2.0    | 1.8      | 126 |
| 2101S-160 | 0106608 | 3 | 160  | 18   | 21.5 | 10   | 2.0  | 1.5  | 18   | 3.8   | 2.5    | 2.0      | 162 |
| 2101S-180 | 0106615 | 3 | 180  | 20   | 23.5 | 11   | 2.5  | 1.5  | 20   | 4.0   | 2.7    | 2.3      | 245 |
| 2101S-200 | 0106622 | 3 | 200  | 22   | 25.5 | 11   | 2.5  | 1.5  | 22   | 4.5   | 3.0    | 2.5      | 304 |

## 527V

## END CUTTER



IEC 60900 1000V



- Insulated end cutting pliers
- For work on live equipment up to 1000 volts
- ISO 5748, IEC 60900, VDE certified
- Chrome plated and anti-corrosion treated finish
- High performance alloy steel
- 3 layer colour insulation coating

|          | 731415  |   | A mm | B mm | C mm | D mm | E mm | F mm | G mm | Piano mm | g   |
|----------|---------|---|------|------|------|------|------|------|------|----------|-----|
| 527V-160 | 0126811 | 2 | 160  | 7    | 26.5 | 11   | 3.0  | 3.0  | 21   | 2.0      | 270 |
| 527V-200 | 0126828 | 2 | 200  | 7    | 35   | 35.0 | 13   | 3.0  | 30   | 2.5      | 320 |

**2678V**

**COMBINATION PLIERS**



- Insulated combination pliers
- For work on live equipment up to 1000 volts
- ISO 5749, IEC 60900, VDE certified
- Chrome plated and anti-corrosion treated finish
- High performance alloy steel
- 3 layer colour insulation coating



|  | <br>731415 |  | A<br>mm | B<br>mm | C<br>mm | D<br>mm | E<br>mm | F<br>mm | G<br>mm | <br>Cu<br>mm | <br>Fe+<br>mm | <br>Piano<br>mm | <br>g |
|---|---|---|---------|---------|---------|---------|---------|---------|---------|---|--|--|--|
| 2678V-160   | 0126835   | 2   | 160     | 33      | 23      | 11      | 6       | 11.0    | 12      | 2.7   | 2.0  | 1.8  | 255  |
| 2678V-180   | 0126842   | 2   | 180     | 36      | 26      | 13      | 8       | 11.5    | 13      | 3.0   | 2.5  | 2.0  | 348  |
| 2678V-200   | 0126859   | 2   | 200     | 39      | 28      | 12      | 9       | 12.0    | 14      | 4.0   | 3.0  | 2.5  | 350  |







**2628S**

**COMBINATION PLIERS**



- Insulated combination pliers
- For work on live equipment up to 1000 volts
- ISO 5746, IEC 60900
- Black oxidized and anti-corrosion treated finish
- High performance alloy steel
- Plastic injected handles
- Edges specially designed to cut harder material such as piano wire and spring steel wire
- Gripping surfaces particularly suited for gripping round and flat material
- Round shaped jaws give improved accessibility in confined spaces
- Reduced distance from the joint to the centre of the cutting edges give increased leverage and cutting capacity



|  | <br>731415 |  | A<br>mm | B<br>mm | C<br>mm | D<br>mm | E<br>mm | F<br>mm | G<br>mm | <br>Fe+<br>mm | <br>Piano<br>mm | <br>g |
|---|---|---|---------|---------|---------|---------|---------|---------|---------|--|--|--|
| 2628 S-180  | 0044054   | 3   | 180     | 36      | 25      | 11      | 4.0     | 11      | 14      | 2.5  | 2.0  | 240  |
| 2628 S-200  | 0043002   | 3   | 200     | 39      | 27      | 12      | 4.5     | 12      | 16      | 3.0  | 2.5  | 300  |



## 2430V

### SNIPE NOSE PLIERS



- Insulated snipe nose pliers
- For work on live equipment up to 1000 volts
- ISO 5745, IEC 60900, VDE certified
- Chrome plated and anti-corrosion treated finish
- High performance alloy steel
- 3 layer colour insulation coating
- Sharp edges for cutting softer material such as copper and plastic insulated wire
- Tips give a good grip and improved accessibility in confined spaces



|           |         |   | A   | B  | C  | D  | E   | F   | G  |     |     |     |     |
|-----------|---------|---|-----|----|----|----|-----|-----|----|-----|-----|-----|-----|
|           | 731415  |   | mm  | mm | mm | mm | mm  | mm  | mm | mm  | mm  | mm  | g   |
| 2430V-160 | 0126880 | 2 | 160 | 49 | 16 | 8  | 3.0 | 2.5 | 12 | 3.0 | 1.8 | 1.6 | 160 |
| 2430V-200 | 0126897 | 2 | 200 | 72 | 17 | 9  | 4.0 | 2.5 | 12 | 3.0 | 1.8 | 1.6 | 170 |

## 2430S

### SNIPE NOSE PLIERS



- Insulated snipe nose pliers
- For work on live equipment up to 1000 volts
- ISO 5745, IEC 60900
- Chrome plated and anti-corrosion treated finish
- High performance alloy steel
- Plastic injected handles
- Sharp edges for cutting softer material such as copper and plastic insulated wire
- Tips give a good grip and improved accessibility in confined spaces




|            |         |   | A   | B  | C  | D  | E  | F   | G  |     |     |     |     |
|------------|---------|---|-----|----|----|----|----|-----|----|-----|-----|-----|-----|
|            | 731415  |   | mm  | mm | mm | mm | mm | mm  | mm | mm  | mm  | mm  | g   |
| 2430 S-200 | 0033010 | 3 | 200 | 72 | 17 | 9  | 4  | 2.5 | 12 | 3.0 | 1.8 | 1.6 | 170 |





**2427V**

**SNIPE NOSE PLIERS**



- Insulated snipe nose pliers with tip angled at 60°
- For work on live equipment up to 1000 volts
- ISO 5745, IEC 60900, VDE certified
- Chrome plated and anti-corrosion treated finish
- High performance alloy steel
- 3 layer colour insulation coating
- Sharp edges for cutting softer material such as copper and plastic insulated wire



|   |   |   |         |         |         |         |         |         |         |   |   |  |   |
|---|---|---|---------|---------|---------|---------|---------|---------|---------|---|---|--|---|
|  | <br>731415 |  | A<br>mm | B<br>mm | C<br>mm | D<br>mm | E<br>mm | F<br>mm | G<br>mm | <br>Cu<br>mm | <br>Fe<br>mm | <br>Fe+<br>mm |  |
| 2427V-200   | 0126903   | 2   | 200     | 70      | 17      | 9       | 2       | 2       | 12      | 3.0   | 1.8   | 1.6  | 170   |








**2427S**

**SNIPE NOSE PLIERS**



- Insulated snipe nose pliers with tip angled at 60°
- For work on live equipment up to 1000 volts
- ISO 5745, IEC 60900
- Black oxidized and anti-corrosion treated finish
- High performance alloy steel
- Plastic injected handles
- Sharp edges for cutting softer material such as copper and plastic insulated wire
- Tips give a good grip and improved accessibility in confined spaces



|   |   |   |         |         |         |         |         |         |         |   |   |  |   |
|---|---|---|---------|---------|---------|---------|---------|---------|---------|---|---|--|---|
|  | <br>731415 |  | A<br>mm | B<br>mm | C<br>mm | D<br>mm | E<br>mm | F<br>mm | G<br>mm | <br>Cu<br>mm | <br>Fe<br>mm | <br>Fe+<br>mm |  |
| 2427 S-200  | 0033027   | 3   | 200     | 70      | 17      | 9       | 2       | 2       | 12      | 3.0   | 1.8   | 1.6  | 170   |




## 2421V

### FLAT NOSE PLIERS



- Insulated long flat nose pliers
- For work on live equipment up to 1000 volts
- ISO 5745, IEC 60900, VDE certified
- Chrome plated and anti-corrosion treated finish
- High performance alloy steel
- 3 layer colour insulation coating
- Tips give a good grip and improved accessibility in confined spaces
- Particularly suited for gripping flat material




|           |         |   |         |         |         |         |         |         |     |
|-----------|---------|---|---------|---------|---------|---------|---------|---------|-----|
|           |         |   | A<br>mm | B<br>mm | C<br>mm | D<br>mm | E<br>mm | F<br>mm |     |
| 2421V-160 | 0126774 | 2 | 160     | 49      | 16.5    | 8.5     | 3       | 5.0     | 205 |

## 2521V

### ROUND NOSE PLIERS




- Insulated round nose pliers
- For work on live equipment up to 1000 volts
- ISO 5745, IEC 60900, VDE certified
- Chrome plated and anti-corrosion treated finish
- High performance alloy steel
- 3 layer colour insulation coating
- Suited for wire-bending work




|           |         |   |         |         |         |         |         |         |     |
|-----------|---------|---|---------|---------|---------|---------|---------|---------|-----|
|           |         |   | A<br>mm | B<br>mm | C<br>mm | D<br>mm | E<br>mm | F<br>mm |     |
| 2521V-160 | 0126781 | 2 | 160     | 42      | 16      | 7       | 3.0     | 1.5     | 120 |

## 2223V

### WIRE STRIPPING PLIERS



- Insulated wire stripping pliers, for stripping copper cables up to 5 mm
- For work on live equipment up to 1000 volts
- IEC 60900, VDE certified
- Chrome plated and anti-corrosion treated finish
- High performance alloy steel
- 3 layer colour insulation coating



|           |         |   |         |         |         |         |         |       |      |     |
|-----------|---------|---|---------|---------|---------|---------|---------|-------|------|-----|
|           |         |   | A<br>mm | B<br>mm | C<br>mm | D<br>mm | G<br>mm |       | AWG  |     |
| 2223V-160 | 0134113 | 2 | 160     | 46      | 15      | 8       | 8       | 0.5-5 | 4-23 | 205 |

2223S

WIRE STRIPPING PLIERS



- Insulated wire stripping pliers, for stripping copper cables up to 5 mm
- For work on live equipment up to 1000 volts
- IEC 60900
- Black oxidized and anti-corrosion treated finish
- High performance alloy steel
- Plastic injected handles

IEC 60900  1000V



|   |   |   |         |         |         |         |         |   |      |   |
|---|---|---|---------|---------|---------|---------|---------|---|------|---|
|  | <br>731415 |  | A<br>mm | B<br>mm | C<br>mm | D<br>mm | G<br>mm |  | AWG  |  |
| 2223 S-150  | 0032983   | 3   | 167     | 46      | 15      | 8       | 8       | 0.5-5   | 4-23 | 170   |

2806







CABLE CUTTERS



- Insulated cable cutters
- For work on live equipment up to 1000 volts
- IEC 60900
- 3 layer colour insulation coating
- For cutting copper and aluminium cables
- Not suitable for hard copper, steel cables or internal steel wire cables
- Single hand operation, easy release of the moving jaw
- Clean and smooth cut without distortion
- Cutting capacity
  - 1 Copper
  - 2 Aluminium

IEC 60900  1000V



|   |   |   |         |         |         |   |   |   |
|---|---|---|---------|---------|---------|---|---|---|
|  | <br>731415 |  | A<br>mm | C<br>mm | D<br>mm |  |  |  |
| 2806-35V  | 0122103   | 2   | 255     | 106     | 16.5    | 35  | 35  | 800   |
| 2806-52V  | 0122110   | 1   | 340     | 141     | 17.5    | 52  | 52  | 900   |






## 2250V

### CABLE CUTTERS



- Insulated cable cutters
- For work on live equipment up to 1000 volts
- IEC 60900, VDE certified
- Chrome plated and anti-corrosion treated finish
- High performance alloy steel
- 3 layer colour insulation coating
- The 170 mm version has a maximum opening of 15 mm and the 230 mm version has a maximum opening of 22 mm




|           | <br>731415 |   | A<br>mm | B<br>mm | C<br>mm | D<br>mm | F<br>mm | G<br>mm | <br>mm | <br>g |
|-----------|------------|---|---------|---------|---------|---------|---------|---------|--------|-------|
| 2250V-170 | 0128730    | 2 | 170     | 17      | 28      | 10      | 9.0     | 18      | 0-10   | 210   |
| 2250V-230 | 0128747    | 2 | 230     | 22      | 35      | 13      | 12.0    | 27      | 0-15   | 425   |

## 2260V

### CABLE CUTTERS




- Insulated cable cutters
- For work on live equipment up to 1000 volts
- IEC 60900, VDE certified
- Black oxidized and anti-corrosion treated finish
- High performance alloy steel
- 3 layer colour insulation coating
- Maximum opening: 25 mm
- Cutting capacity: 18 mm Cu/Al
- Not suitable for steel cables




|           | <br>731415 |   | A<br>mm | B<br>mm | C<br>mm | D<br>mm | <br>g |
|-----------|------------|---|---------|---------|---------|---------|-------|
| 2260V-210 | 0128754    | 2 | 210     | 30      | 11      | 32      | 375   |

## 2520S





## CABLE CUTTERS



IEC 60900 





- Insulated cable cutters
- For work on live equipment up to 1000 volts
- IEC 60900
- Black oxidized and anti-corrosion treated finish
- High performance alloy steel
- 3 layer colour insulation coating
- For aluminium or copper cables
- For a maximum service life, ferrous metal should only be cut with the noched part of the blades
- Cutting capacity: 30 mm diameter of Al/Cu with a messenger wire of hard steel of maximum 6 mm diameter
- 2520-SH: spare blades, screws and nut

|  | <br>731415 |  | A<br>mm | B<br>mm | C<br>mm | D<br>mm | E<br>mm | F<br>mm | G<br>mm | <br>g |
|--|--|--|---------|---------|---------|---------|---------|---------|---------|---|
| 2520 S   | 0033041  | 1  | 552     | 54      | 69.5    | 16      | 15      | 8       | 13      | 2200  |
| 2520-SH  | 8197506  | 1  | 220     | 54      | 69.5    | 15      | 16      | 8       | 13      | 800   |

## 2820VBC

## BOLT CUTTER



IEC 60900 

- Insulated bolt cutters
- For work on live equipment up to 1000 volts
- IEC 60900
- Induction hardened cutting edges
- 3 layer colour insulation coating
- Long arms with lever action head allow cutting hard wires with less effort
- For 80 kg/mm<sup>2</sup> a wire type Ø of 9 mm<sup>2</sup>, for 120 kg/mm<sup>2</sup> a wire type Ø of 8 mm and for 160 kg/mm<sup>2</sup>; a wire type Ø of 7 mm

|  | <br>731415 |  | <br>L<br>mm | <br>g |
|---|---|---|--|--|
| 2820VBC   | 0121915   | 1   | 630  | 3100   |



## 6224V

### SLIP JOINT PLIERS



IEC 60900 1000V

- Insulated slip joint pliers
- For work on live equipment up to 1000 volts
- ISO 8976, IEC 60900
- Chrome plated and anti-corrosion treated finish
- High performance alloy steel
- 3 layer colour insulation coating
- Slim head for good accessibility
- Machined groove joint for higher stability



|       |         |   |         |         |         |         |         |         |    |     |
|-------|---------|---|---------|---------|---------|---------|---------|---------|----|-----|
|       | 731415  |   | A<br>mm | B<br>mm | C<br>mm | D<br>mm | E<br>mm | F<br>mm | mm | g   |
| 6224V | 0128761 | 2 | 250     | 35      | 46      | 10      | 7       | 10      | 32 | 445 |

## 2619V

### SLIP JOINT PLIERS



IEC 60900 1000V


- Insulated box joint slip joint pliers
- For work on live equipment up to 1000 volts
- ISO 8976, IEC 60900
- Black finish and anti-corrosion treated
- High performance alloy steel
- 3 layer colour insulation coating



|           |         |   |         |         |         |         |         |         |    |     |
|-----------|---------|---|---------|---------|---------|---------|---------|---------|----|-----|
|           | 731415  |   | A<br>mm | B<br>mm | C<br>mm | D<br>mm | E<br>mm | F<br>mm | mm | g   |
| 2619V-250 | 0128778 | 2 | 250     | 32      | 40      | 14.5    | 4.0     | 7.0     | 30 | 463 |
| 2619V-300 | 0128853 | 2 | 300     | 40      | 50      | 15.0    | 5.5     | 9.0     | 39 | 635 |





## 8070V - 8074V

### ADJUSTABLE WRENCH



- Insulated adjustable wrench
- For work on live equipment up to 1000 volts
- ISO 6787, IEC 60900, VDE certified
- High performance alloy steel
- Chrome plated and anti-corrosion treated finish
- 3 layer colour insulation coating
- The moveable jaw slides easily by operating the thumb screw



|  | <br>731415 |  | A<br>mm | B<br>mm | C<br>mm | D<br>mm | <br>g |
|---|---|---|---------|---------|---------|---------|--|
| 8070V   | 0121519   | 2   | 165     | 20      | 5.5     | 12      | 175  |
| 8071V   | 0121526   | 2   | 205     | 24      | 7.5     | 13.5    | 250  |
| 8072V   | 0121533   | 2   | 260     | 29      | 9       | 16      | 405  |
| 8073V   | 0121540   | 2   | 310     | 36      | 11      | 19      | 650  |
| 8074V   | 0121557   | 2   | 390     | 43      | 13      | 24      | 1350   |





## 8071VLT - 8073VLT

### ADJUSTABLE WRENCH



- Insulated adjustable wrench
- For work on live equipment up to 1000 volts
- IEC 60900
- High performance alloy steel
- Chrome plated and anti-corrosion treated finish
- 3 layer colour insulation coating
- The moveable jaw slides easily by operating the side screw




|  | <br>731415 |  | A<br>mm | B<br>mm | C<br>mm | D<br>mm | <br>g |
|---|---|---|---------|---------|---------|---------|--|
| 8071VLT   | 0121564   | 1   | 205     | 29      | 8       | 14      | 330  |
| 8072VLT   | 0121571   | 1   | 255     | 34      | 9       | 17      | 650  |
| 8073VLT   | 0121588   | 1   | 305     | 39      | 10      | 20      | 1000   |



## 6MV

## OPEN END WRENCHES




- Insulated open end wrenches
- For work on live equipment up to 1000 volts
- IEC 60900, opening tolerance according to ISO 691, VDE certified
- High performance alloy steel
- 2 layer colour insulation coating 6-16 mm wrenches
- 3 layer colour insulation coating 17-32 mm wrenches



|        | <br>731415 |   | <br>mm | L<br>mm | A<br>mm | B<br>mm | <br>g |
|--------|------------|---|--------|---------|---------|---------|-------|
| 6MV-6  | 0120833    | 5 | 6      | 92      | 3.7     | 15.0    | 25    |
| 6MV-7  | 0120840    | 5 | 7      | 92      | 3.7     | 17.5    | 30    |
| 6MV-8  | 0120857    | 5 | 8      | 92      | 4.0     | 18.0    | 40    |
| 6MV-9  | 0120864    | 5 | 9      | 98      | 4.0     | 21.0    | 45    |
| 6MV-10 | 0120871    | 5 | 10     | 108     | 5.0     | 24.0    | 55    |
| 6MV-11 | 0120888    | 5 | 11     | 116     | 5.0     | 26.0    | 60    |
| 6MV-12 | 0120895    | 5 | 12     | 125     | 5.5     | 28.0    | 70    |
| 6MV-13 | 0120901    | 5 | 13     | 135     | 5.5     | 31.0    | 75    |
| 6MV-14 | 0120918    | 5 | 14     | 140     | 6.0     | 31.0    | 85    |
| 6MV-15 | 0120925    | 5 | 15     | 150     | 6.0     | 33.0    | 90    |
| 6MV-16 | 0120932    | 5 | 16     | 157     | 6.5     | 34.0    | 105   |
| 6MV-17 | 0120949    | 3 | 17     | 162     | 6.5     | 37.0    | 120   |
| 6MV-18 | 0120956    | 3 | 18     | 170     | 7.0     | 39.0    | 145   |
| 6MV-19 | 0120963    | 3 | 19     | 175     | 7.0     | 42.0    | 150   |
| 6MV-20 | 0120970    | 3 | 20     | 180     | 7.5     | 43.0    | 170   |
| 6MV-21 | 0120987    | 3 | 21     | 184     | 7.5     | 46.0    | 190   |
| 6MV-22 | 0120994    | 3 | 22     | 193     | 7.5     | 47.0    | 190   |
| 6MV-23 | 0121007    | 3 | 23     | 203     | 8.0     | 49.0    | 220   |
| 6MV-24 | 0121014    | 3 | 24     | 210     | 8.5     | 51.0    | 275   |
| 6MV-27 | 0121021    | 2 | 27     | 225     | 9.5     | 59.0    | 370   |
| 6MV-30 | 0121038    | 2 | 30     | 240     | 10.0    | 63.0    | 470   |
| 6MV-32 | 0121052    | 2 | 32     | 250     | 10.0    | 68.0    | 530   |

## 6MV/

## OPEN END WRENCHES



- Insulated open end wrenches, 8 pcs
- For work on live equipment up to 1000 volts
- In black plastic pouch

|        | <br>731415 |   |   | <br>g |
|--------|------------|---|---|-------|
| 6MV/8T | 0122141    | 1 | 8 | 880   |




6MV  
10 11 12 13 14 17 18 19 mm








## 2MV

## OFFSET RING WRENCHES



- Insulated offset ring wrenches
- For work on live equipment up to 1000 volts
- IEC 60900, opening tolerance according to ISO 691, VDE certified
- High performance alloy steel
- 3 layer colour insulation coating
- 12 point Dynamic-Drive Profile



|  | <br>731415 |  | <br>mm | L<br>mm | A<br>mm | B<br>mm | <br>g |
|---|---|---|--|---------|---------|---------|--|
| 2MV-6   | 0121069   | 5   | 6.0  | 140     | 5.0     | 10.5    | 50   |
| 2MV-7   | 0121083   | 5   | 7.0  | 145     | 6.0     | 12.0    | 55   |
| 2MV-8   | 0121090   | 5   | 8.0  | 150     | 6.0     | 13.0    | 70   |
| 2MV-9   | 0121106   | 5   | 9.0  | 155     | 6.5     | 14.5    | 75   |
| 2MV-10  | 0121113   | 5   | 10.0   | 160     | 7.0     | 16.0    | 80   |
| 2MV-11  | 0121120   | 5   | 11.0   | 170     | 7.5     | 18.0    | 90   |
| 2MV-12  | 0121137   | 5   | 12.0   | 180     | 8.0     | 18.5    | 100  |
| 2MV-13  | 0121144   | 5   | 13.0   | 180     | 8.5     | 20.5    | 105  |
| 2MV-14  | 0121151   | 5   | 14.0   | 190     | 8.5     | 22.0    | 130  |
| 2MV-15  | 0121168   | 5   | 15.0   | 195     | 9.5     | 24.0    | 140  |
| 2MV-16  | 0121175   | 5   | 16.0   | 200     | 9.5     | 24.5    | 150  |
| 2MV-17  | 0121182   | 3   | 17.0   | 205     | 10.0    | 26.5    | 160  |
| 2MV-18  | 0121199   | 3   | 18.0   | 215     | 10.5    | 27.0    | 210  |
| 2MV-19  | 0121205   | 3   | 19.0   | 225     | 11.0    | 29.0    | 230  |
| 2MV-21  | 0121212   | 3   | 21.0   | 235     | 12.0    | 32.0    | 280  |
| 2MV-22  | 0121229   | 3   | 22.0   | 245     | 12.0    | 33.0    | 300  |
| 2MV-23  | 0121236   | 3   | 23.0   | 255     | 13.0    | 35.0    | 320  |
| 2MV-24  | 0121243   | 3   | 24.0   | 265     | 13.0    | 35.0    | 350  |






## 28MV

## T-HANDLE



- Insulated T-handle
- For work on live equipment up to 1000 volts
- IEC 60900, opening tolerance according to ISO 691
- High performance alloy steel
- 3 layer colour insulation coating
- 6 point Dynamic-Drive Profile




|  | <br>731415 |  | <br>mm | L<br>mm | A<br>mm | B<br>mm | <br>g |
|---|---|---|--|---------|---------|---------|--|
| 28MV-8  | 0121274   | 2   | 8.0  | 200     | 130     | 16.5    | 101  |
| 28MV-9  | 0121281   | 2   | 9.0  | 200     | 130     | 18.0    | 143  |
| 28MV-10   | 0121298   | 2   | 10.0   | 200     | 130     | 19.5    | 150  |
| 28MV-11   | 0121304   | 2   | 11.0   | 200     | 130     | 20.5    | 159  |
| 28MV-12   | 0121311   | 2   | 12.0   | 200     | 140     | 22.0    | 216  |
| 28MV-13   | 0121328   | 2   | 13.0   | 200     | 140     | 23.0    | 260  |
| 28MV-14   | 0121335   | 2   | 14.0   | 200     | 140     | 24.5    | 272  |
| 28MV-15   | 0121342   | 2   | 15.0   | 200     | 140     | 25.5    | 312  |
| 28MV-16   | 0121359   | 2   | 16.0   | 200     | 140     | 27.0    | 322  |
| 28MV-17   | 0121366   | 2   | 17.0   | 200     | 140     | 28.0    | 331  |
| 28MV-18   | 0121373   | 2   | 18.0   | 200     | 140     | 29.5    | 421  |
| 28MV-19   | 0121380   | 2   | 19.0   | 200     | 140     | 30.5    | 435  |
| 28MV-20   | 0121397   | 2   | 20.0   | 200     | 140     | 32.5    | 515  |
| 28MV-21   | 0121403   | 2   | 21.0   | 200     | 140     | 33.0    | 531  |
| 28MV-22   | 0121410   | 2   | 22.0   | 200     | 140     | 34.5    | 579  |



## 2820V






### CROSS RIM WRENCHES



- Insulated cross rim wrenches
- For work on live equipment up to 1000 volts
- IEC 60900, opening tolerance according to ISO 691
- High performance alloy steel
- 2 layer colour insulation coating
- 6 point opening

IEC 60900  1000V



|  | <br>731415 |  | <br>mm | L<br>mm | <br>g |
|---|---|---|---|---------|--|
| 2820V13   | 0121823   | 1   | 7x9x11x13   | 210     | 420  |
| 2820V17   | 0121830   | 1   | 8x10x13x17  | 210     | 420  |

## 1999MV






### HEXAGONAL KEY WRENCH



- Insulated hexagonal key wrench
- For work on live equipment up to 1000 volts
- IEC 60900
- High performance alloy steel
- 3 layer colour insulation coating

IEC 60900  1000V



|  | <br>731415 |  | <br>mm | A<br>mm | B<br>mm | <br>g |
|---|---|---|--|---------|---------|--|
| 1999MV-3  | 0121427   | 5   | 3  | 118.5   | 78.5    | 25   |
| 1999MV-4  | 0121434   | 5   | 4  | 118     | 78      | 35   |
| 1999MV-5  | 0121441   | 5   | 5  | 117.5   | 77.5    | 50   |
| 1999MV-6  | 0121458   | 5   | 6  | 117     | 87      | 75   |
| 1999MV-7  | 0121465   | 5   | 7  | 116.5   | 91.5    | 100  |
| 1999MV-8  | 0121472   | 5   | 8  | 116     | 100     | 145  |
| 1999MV-9  | 0121489   | 5   | 9  | 115.5   | 100     | 170  |
| 1999MV-10   | 0121496   | 3   | 10   | 115     | 110     | 210  |
| 1999MV-12   | 0121502   | 3   | 12   | 114     | 124     | 300  |



## 7800DMV




## SOCKETS 1/2"

- Insulated 1/2" socket
- For work on live equipment up to 1000 volts
- ISO 2725, IEC 60900, VDE certified
- High performance alloy steel
- 2 layer colour insulation coating
- 12 point Dynamic-Drive Profile
- Not suitable for machine operation



|            | <br>731415 |    | <br>mm | L<br>mm | D1<br>mm | D2<br>mm |     |
|------------|------------|----|--------|---------|----------|----------|-----|
| 7800DMV-8  | 0121649    | 10 | 8      | 50      | 17       | 22       | 80  |
| 7800DMV-10 | 0121656    | 10 | 10     | 50      | 19.5     | 22       | 82  |
| 7800DMV-11 | 0121663    | 10 | 11     | 50      | 20.5     | 22       | 84  |
| 7800DMV-12 | 0121670    | 10 | 12     | 50      | 22       | 22       | 86  |
| 7800DMV-13 | 0121687    | 10 | 13     | 50      | 23.2     | 22       | 88  |
| 7800DMV-14 | 0121694    | 10 | 14     | 50      | 24.5     | 22       | 90  |
| 7800DMV-15 | 0121700    | 10 | 15     | 50      | 25.5     | 23       | 92  |
| 7800DMV-16 | 0121717    | 10 | 16     | 50      | 27       | 23       | 95  |
| 7800DMV-17 | 0121724    | 10 | 17     | 50      | 28.2     | 24       | 98  |
| 7800DMV-18 | 0121731    | 10 | 18     | 50      | 29.5     | 25       | 105 |
| 7800DMV-19 | 0121748    | 10 | 19     | 50      | 30.5     | 27       | 115 |
| 7800DMV-20 | 0121755    | 10 | 20     | 50      | 32       | 28       | 125 |
| 7800DMV-21 | 0121762    | 10 | 21     | 50      | 33.2     | 29       | 135 |
| 7800DMV-22 | 0121779    | 10 | 22     | 52      | 34.5     | 30       | 140 |
| 7800DMV-24 | 0121786    | 5  | 24     | 52      | 37       | 33       | 155 |
| 7800DMV-27 | 0121793    | 5  | 27     | 54      | 40.5     | 37       | 195 |
| 7800DMV-30 | 0121809    | 5  | 30     | 56      | 44.5     | 40       | 210 |
| 7800DMV-32 | 0121816    | 5  | 32     | 58      | 47       | 43       | 225 |

## 8150-1/2V



## RATCHET 1/2"

- Insulated 1/2" ratchet
- For work on live equipment up to 1000 volts
- ISO 3315/1174-2, IEC 60900, VDE certified
- High performance alloy steel
- 3 layer colour insulation coating
- 28 teeth ratchet to operate at a 13° angle
- One button changes the ratchet direction and the other button locks or releases the socket to the male square drive



|           | <br>731415 |   | L<br>mm | A<br>mm | B<br>mm | D<br>mm |     |
|-----------|------------|---|---------|---------|---------|---------|-----|
| 8150-1/2V | 0121601    | 1 | 270     | 77      | 50      | 12.5    | 735 |



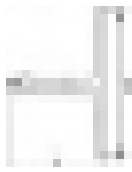


## 8154-1/2V

### T-HANDLE 1/2"



- Insulated 1/2" T-handle
- For work on live equipment up to 1000 volts
- ISO 3315/1174-2, IEC 60900, VDE certified
- High performance alloy steel
- 2 layer colour insulation coating
- The male square drive has a slotted screw to move the ball outwards or inwards and lock or unlock the socket




|           |            |   |         |         |       |
|-----------|------------|---|---------|---------|-------|
|           | <br>731415 |   | L<br>mm | A<br>mm | <br>g |
| 8154-1/2V | 0121595    | 1 | 200     | 190     | 520   |

## 8160-1/2V - 8162-1/2V

### EXTENSION 1/2"



- Insulated 1/2" extension
- For work on live equipment up to 1000 volts
- ISO 3316/1174-2, IEC 60900, VDE certified
- High performance alloy steel
- 2 layer colour insulation coating
- The male square drive has a slotted screw to move the ball outwards or inwards and lock or unlock the socket



|           |            |   |             |       |
|-----------|------------|---|-------------|-------|
|           | <br>731151 |   | <br>L<br>mm | <br>g |
| 8160-1/2V | 0121618    | 1 | 125         | 230   |
| 8162-1/2V | 0121625    | 1 | 250         | 390   |

## 7811DMV

### SOCKET SETS 1/2"

- Insulated 1/2" socket set, 11 pcs
- For work on live equipment up to 1000 volts
- Shock resistant plastic case



|         |            |   |             |       |
|---------|------------|---|-------------|-------|
|         | <br>731415 |   | <br>mm      | <br>g |
| 7811DMV | 0122134    | 1 | 320x300x100 | 2800  |

7800DMV  
10, 11, 13, 17, 19, 20, 22 mm



8150-1/2V  
270 mm



8154-1/2V  
200 mm



8160-1/2V  
125 mm



813VDE-5.5-125  
1.0x5,5x125





SC127V




SCISSORS



- Insulated scissors
- For work on live equipment up to 1000 volts
- IEC 60900
- 1 layer colour insulation coating
- Small groove in the blade for stripping cables

IEC 60900  1000V



|   |   |   |         |         |  |
|---|---|---|---------|---------|--|
|  | <br>731415 |  | L<br>mm | A<br>mm | <br>g |
| SC127V  | 0121847   | 5   | 50      | 130     | 100  |

SC150NGV




SCISSORS



- Insulated scissors
- For work on live equipment up to 1000 volts
- IEC 60900
- 2 layer colour insulation coating


IEC 60900  1000V



|   |   |   |         |         |  |
|---|---|---|---------|---------|--|
|  | <br>731415 |  | L<br>mm | A<br>mm | <br>g |
| SC150NGV  | 0121854   | 5   | 38      | 150     | 170  |

2820HSV1

METAL CUTTING SAWS



- Insulated hacksaw
- For work on live equipment up to 1000 volts
- IEC 60900
- 3 layer colour insulation coating
- Supplied with reliable and shatterproof Sandflex® bi-metal blade 18TPI with excellent cutting performance and wear resistance

IEC 60900  1000V



|   |   |  |         |         |         |  |
|---|---|--|---------|---------|---------|--|
|  | <br>731415 |  | A<br>mm | B<br>mm | L<br>mm | <br>g |
| 2820HSV1  | 0121878   | 1  | 300     | 70      | 450     | 1100   |



# OTHER INSULATED TOOLS

## 2820HSV2

### METAL CUTTING SAWS



- Insulated hacksaw
- For work on live equipment up to 1000 volts
- IEC 60900
- 3 layer colour insulation coating
- Supplied with reliable and shatterproof Sandflex® bi-metal blade 18TPI with excellent cutting performance and wear resistance
- Hand guard for ultimate protection

IEC 60900 1000V



|          |         |   |         |         |         |      |
|----------|---------|---|---------|---------|---------|------|
|          | 731415  |   | A<br>mm | B<br>mm | L<br>mm | g    |
| 2820HSV2 | 0121861 | 1 | 300     | 70      | 450     | 1360 |

## 2820VP

### STRAIGHT KNIFE



- Insulated knife
- For work on live equipment up to 1000 volts
- IEC 60900, VDE certified
- 3 layer colour insulation coating


IEC 60900 1000V



|        |         |   |         |         |         |     |
|--------|---------|---|---------|---------|---------|-----|
|        | 731415  |   | A<br>mm | B<br>mm | L<br>mm | g   |
| 2820VP | 0121885 | 2 | 50      | 22      | 180     | 130 |

## 2820VPC

### CURVED KNIFE



- Insulated knife
- For work on live equipment up to 1000 volts
- IEC 60900, VDE certified
- 3 layer colour insulation coating

IEC 60900 1000V



|         |         |   |         |         |         |     |
|---------|---------|---|---------|---------|---------|-----|
|         | 731415  |   | A<br>mm | B<br>mm | L<br>mm | g   |
| 2820VPC | 0121892 | 2 | 50      | 23      | 180     | 170 |



2820VHELP

CURVED KNIFE WITH GUIDE



- Insulated knife with guide
- For work on live equipment up to 1000 volts
- IEC 60900
- 1 layer injection moulded insulation

IEC 60900 1000V



|           |            |   |         |         |         |       |
|-----------|------------|---|---------|---------|---------|-------|
|           | <br>731415 |   | A<br>mm | B<br>mm | L<br>mm | <br>g |
| 2820VHELP | 0121908    | 1 | 38      | 20      | 180     | 70    |

2820VDE

CABLE KNIFE WITH PLASTIC PROTECTIVE CAP



- Insulated cable knife
- For work on live equipment up to 1000 volts
- IEC 60900
- 1 layer injection moulded insulation

IEC 60900 1000V

|         |            |   |             |       |
|---------|------------|---|-------------|-------|
|         | <br>731415 |   | <br>L<br>mm | <br>g |
| 2820VDE | 1605476    | 1 | 180         | 95    |

2820VTEE

TWEEZERS



- Insulated tweezers
- For work on live equipment up to 1000 volts
- IEC 60900
- 2 layer colour insulation coating

IEC 60900 1000V

|          |            |   |             |       |
|----------|------------|---|-------------|-------|
|          | <br>731151 |   | <br>L<br>mm | <br>g |
| 2820VTEE | 0121939    | 1 | 150         | 50    |



## 2820VFP

## FUSE PULLER



- Insulated fuse puller glove to hold NH fuses, sizes 00-3
- For work on live equipment up to 1000 volts
- IEC 60269-2-1 ed. 04.2002, DIN VDE 0636-201 ed.02.2003, DIN 57680-4 ed.11.1980, VDE certified
- Is operated from the inside by a locking and unlocking system
- Anti-slide protection and unlocking button

IEC 60900  1000V

|   |   |   |  |
|---|---|---|--|
|  | <br>731415 |  | <br>g |
| 2820VFP   | 0121922   | 1   | 458  |

## 2820VM

## INSULATING MAT



- Insulating mat
- For work on live equipment up to 5000 volts AC
- IEC60900, DIN VDE 0680 part 1: 1990-05, VDE certified
- Earth connection when operating live systems is avoided by standing on an insulated mat




|   |   |  |   |  |
|---|---|--|---|--|
|  | <br>731415 |  | <br>mm | <br>g |
| 2820VM  | 0121946   | 1  | 1000 x 1000   | 5555   |



2820VG

INSULATING GLOVES




- Insulated gloves
- 2820VG05 for work on live equipment up to 500 V AC and 750 V DC, material thickness 0.5 mm
- 2820VG10 for work on live equipment up to 1000 V AC and 1500 V DC, material thickness 1.0 mm
- IEC 61482-1, EN 60903
- Offers protection against electric arcs according to CENELEC ENV 50354 class 2 and IEC 61482-1
- Made of natural latex for anatomical fit, flexibility and dexterity
- Temperature resistant from -40°C to 90°C
- Size 10



|  | <br>731415 |  | <br>g |
|---|--|---|--|
| 2820VG05  | 0121953  | 1   | 235  |
| 2820VG10  | 0121960  | 1   | 240  |

2820VGCOT

COTTON GLOVES



- Cotton gloves to be used underneath insulated gloves
- THIS ITEM IS NOT INSULATED AND HAS TO BE USED WITH INSULATED GLOVES
- One size


|  | <br>731415 |  | <br>g |
|---|--|---|--|
| 2820VGCOT   | 0121977  | 1   | 30   |



## 3045/1VDE

## ELECTRICIAN'S TOOL SET

- Tool set with a basic assortment of insulated tools, 10 pcs
- For work on live equipment up to 1000 volts
- In foldable case



|           |            |   |       |
|-----------|------------|---|-------|
|           | <br>731415 |   | <br>g |
| 3045/1VDE | 1783815    | 1 | 1700  |

BE-8220S, BE-8230S, BE-8240S, BE-8250S, BE-8255S, BE-8065S  
0.5x3x100, 0.6x3.5x100, 0.8x4x100, 1.0x5.5x125, 1.2x6.5x150, 1.2x8x175 mm

BE-8620S  
PH-2

2665VDE  
180 mm

2457VDE  
160 mm

2674NVDE  
160 mm

## 3045V-1

## INSULATED TOOLS SET

- Tool set with a basic assortment of insulated tools, 10 pcs
- For work on live equipment up to 1000 volts
- In leather briefcase with metallic reinforcements



|         |            |   |            |       |
|---------|------------|---|------------|-------|
|         | <br>731415 |   | <br>mm     | <br>g |
| 3045V-1 | 0128785    | 1 | 330x240x60 | 2000  |

2171V  
160 mm

2678V  
180 mm

2223V

BE-8220S, BE-8040S, BE-8050S  
3x100, 4x100, 5,5x125

BE-8610S, BE-8620S  
PH1x80, PH2x100

2820VP

SC127V



3045V-2












INSULATED TOOLS SET



- Tool set with a basic assortment of insulated tools, 19 pcs
- For work on live equipment up to 1000 volts
- In leather briefcase with metal reinforcements



|  | <br>731415 |  | <br>mm | <br>g |
|---|---|---|---|--|
| 3045V-2   | 0128792   | 1   | 430x260x160   | 5500   |

|   |   |
|---|---|
| 2171V<br>160 mm   |    |
| 2678V<br>180 mm   |    |
| 2430V<br>160 mm   |    |
| 2223V   |    |
| BE-8220S BE-8040S BE-8050S BE-8255S<br>3x100, 4x100, 5,5x125, 6,5x150 |   |
| BE-8610S BE-8620S<br>PH1x80, PH2x100                                  |   |
| 6MV<br>10, 11, 12, 13, 14, 17, 19                                     |    |
| 2820VP  |    |
| SC150NGV  |    |



# TWEEZERS & ELECTRONICS SPECIALITY TOOLS

---

Bahco offers a wide range of tweezers and speciality tools for electronics such as soldering irons, all designed for the most demanding jobs where precision is of the utmost importance. Our tweezers have perfect balance, with tip alignment and symmetry to meet the most sophisticated and demanding requirements. Our soldering range gives all you need for soft soldering - a method of producing reliable electrical connections.

# Chapter Index

---


|                  |         |
|------------------|---------|
| TWEEZERS, BELZER | 900-914 |
| SOLDERING        | 915-919 |
| FINE MECHANICAL  | 919-928 |





## 5468

### GENERAL PURPOSE TWEEZERS



- General purpose tweezer
- Material: Hardened steel
- Finish: Polished
- Serrated tips

|          |            |   |       |             |       |
|----------|------------|---|-------|-------------|-------|
|          | <br>731415 |   |       | <br>L<br>mm | <br>g |
| 5468-112 | 1085247    | 5 | BB-Ni | 112         | 12    |

## 5469

### GENERAL PURPOSE TWEEZERS




- General purpose tweezer
- Material:
  - 5469-127 & 5469 I: Hardened steel
  - 5469 R: Stainless steel, anti-magnetic
- Finish:
  - 5469-127 & 5469 R: Polished
  - 5469 I: PVC coated

|          |            |   |       |             |       |
|----------|------------|---|-------|-------------|-------|
|          | <br>731415 |   |       | <br>L<br>mm | <br>g |
| 5469-127 | 1085285    | 5 | AA-Ni | 127         | 20    |
| 5469 R   | 1085421    | 5 | AA-SA | 127         | 20    |
| 5469 I   | 1085407    | 5 | AA-I  | 127         | 20    |

## 5469B

### GENERAL PURPOSE TWEEZERS



- General purpose tweezer
- Material:
  - 5469 B & 5469 BI: Hardened steel
  - 5469 BR: Stainless steel, anti-magnetic, anti-acid
- Finish:
  - 5469 B & 5469 BR: Polished
  - 5469 BI: PVC coated
- Tips 2 mm wide

|         |            |   |  |             |       |
|---------|------------|---|--|-------------|-------|
|         | <br>731415 |   |  | <br>L<br>mm | <br>g |
| 5469 B  | 1085322    | 5 |  | 120         | 17    |
| 5469 BI | 1085346    | 5 |  | 120         | 23    |
| 5469 BR | 1085384    | 5 |  | 120         | 18    |








5471F

GENERAL PURPOSE TWEEZERS



- General purpose tweezer
- Material:
  - 5471 F & 5471 FI: Hardened steel
  - 5471 FR: Stainless steel, anti-magnetic
- Finish:
  - 5471 F: Polished and nickel plated
  - 5471 FI: PVC coated
  - 5471 FR: Polished
- Rounded and finely serrated jaws






|  | <br>731415 |  | <br>L<br>mm | <br>g |
|---|---|---|--|--|
| 5471 F-120  | 1085681   | 5   | 120  | 22   |
| 5471 F-145  | 1085704   | 5   | 145  | 25   |
| 5471 F-200  | 1085728   | 5   | 200  | 35   |
| 5471 F-250  | 1085742   | 5   | 250  | 40   |
| 5471 F-300  | 1085766   | 5   | 300  | 45   |
| 5471 FI-120   | 1085780   | 5   | 120  | 22   |
| 5471 FI-145   | 1085803   | 5   | 145  | 25   |
| 5471 FI-200   | 1085827   | 5   | 200  | 35   |
| 5471 FR-120   | 1085889   | 5   | 120  | 22   |
| 5471 FR-145   | 1085902   | 5   | 145  | 25   |

5475R/5475K

GENERAL PURPOSE TWEEZERS



- General purpose tweezers with offset, finely serrated tips
- Material:
  - 5475 R: Stainless steel, anti-magnetic, anti-acid with hardened jaws
  - 5475 K: Special steel with hardened jaws
- Finish:
  - 5475 R: Polished
  - 5475 K: Polished, nickel plated

|  | <br>731415 |  | <br>L<br>mm | <br>g |
|---|---|---|--|--|
| 5475 R  | 1086268   | 5   | 150  | 27   |
| 5475 K  | 1086244   | 5   | 100  | 10   |



## 5516

## GENERAL PURPOSE TWEEZERS



- General purpose tweezers
- Material: Special hardened steel
- Finish:
  - 5516: Polished and nickel plated
  - 5516 I: PVC coated

|        | <br>731415 |   | <br>L<br>mm | <br>g |
|--------|------------|---|-------------|-------|
| 5516   | 1086992    | 5 | 150         | 22    |
| 5516 I | 1087029    | 5 | 150         | 30    |

## 5540AM

## SMD TWEEZERS




- Tweezer for handling and positioning SOT packages
- Material: Stainless steel, anti-magnetic, anti-acid
- Finish: Anti-glare micro-matt finish

|         | <br>731415 |   |          | <br>L<br>mm | <br>g |
|---------|------------|---|----------|-------------|-------|
| 5540 AM | 1821319    | 5 | SM104-SA | 120         | 14    |

## 5541AM

## SMD TWEEZERS



- Tweezer for positioning all SOT packages vertically
- Material: Stainless steel, anti-magnetic, anti-acid
- Finish: Anti-glare micro-matt finish

|         | <br>731415 |   |          | <br>L<br>mm | <br>g |
|---------|------------|---|----------|-------------|-------|
| 5541 AM | 1821326    | 5 | SM105-SA | 120         | 14    |



5543AM

SMD TWEEZERS



- Tweezer for positioning SOT devices at 30° angle
- Material: Stainless steel, anti-magnetic, anti-acid
- Finish: Anti-glare micro-matt finish

|         |            |   |          |             |       |
|---------|------------|---|----------|-------------|-------|
|         | <br>731415 |   |          | <br>L<br>mm | <br>g |
| 5543 AM | 1821340    | 5 | SM117-SA | 120         | 14    |

5544AM

SMD TWEEZERS



- Tweezer for handling and positioning 2 and 3 lead SOT packages at 45° angle
- Material: Stainless steel, anti-magnetic, anti-acid
- Finish: Anti-glare micro-matt finish

|         |            |   |          |             |       |
|---------|------------|---|----------|-------------|-------|
|         | <br>731415 |   |          | <br>L<br>mm | <br>g |
| 5544 AM | 1821357    | 5 | SM103-SA | 115         | 15    |

5545AM

SMD TWEEZERS



- Tweezer for positioning flat devices at 60° angle
- Material: Stainless steel, anti-magnetic, anti-acid
- Finish: Anti-glare micro-matt finish

|         |            |   |          |             |       |
|---------|------------|---|----------|-------------|-------|
|         | <br>731415 |   |          | <br>L<br>mm | <br>g |
| 5545 AM | 1821364    | 5 | SM107-SA | 120         | 14    |

5546AM

SMD TWEEZERS



- Tweezer with grooved tips for positioning and soldering 1 mm components
- Material: Stainless steel, anti-magnetic, anti-acid
- Finish: Anti-glare micro-matt finish

|         |            |   |          |             |       |
|---------|------------|---|----------|-------------|-------|
|         | <br>731415 |   |          | <br>L<br>mm | <br>g |
| 5546 AM | 1821371    | 5 | SM108-SA | 120         | 14    |



## 5547AM

### SMD TWEEZERS



- Tweezer with grooved tips for positioning and soldering 1 mm components at 45° angle
- Material: Stainless steel, anti-magnetic, anti-acid
- Finish: Anti-glare micro-matt finish

|         |            |   |          |             |       |
|---------|------------|---|----------|-------------|-------|
|         | <br>731415 |   |          | <br>L<br>mm | <br>g |
| 5547 AM | 1821388    | 5 | SM109-SA | 120         | 14    |

## 5549AM

### SMD TWEEZERS



- Tweezer with grooved tips for positioning 5 mm monolithic chip capacitors
- Material: Stainless steel, anti-magnetic, anti-acid
- Finish: Anti-glare micro-matt finish

|         |            |   |          |             |       |
|---------|------------|---|----------|-------------|-------|
|         | <br>731415 |   |          | <br>L<br>mm | <br>g |
| 5549 AM | 1821401    | 5 | SM111-SA | 120         | 14    |

## 5583AM

### SMD TWEEZERS



- Tweezer with reverse action for soldering and de-soldering 8, 14, 16 lead SMDs
- Material: Stainless steel, anti-magnetic, anti-acid
- Finish: Anti-glare micro-matt finish

|         |            |   |          |             |       |
|---------|------------|---|----------|-------------|-------|
|         | <br>731415 |   |          | <br>L<br>mm | <br>g |
| 5583 AM | 1821296    | 5 | SM101-SA | 115         | 12    |

## 5584AM

### SMD TWEEZERS



- Tweezer with reverse action, for soldering and de-soldering 20, 28, 44, 68 LCCC and PCCC pad devices
- Material: Stainless steel, anti-magnetic, anti-acid
- Finish: Anti-glare micro-matt finish

|         |            |   |          |             |       |
|---------|------------|---|----------|-------------|-------|
|         | <br>731415 |   |          | <br>L<br>mm | <br>g |
| 5584 AM | 1821302    | 5 | SM102-SA | 115         | 12    |



5586AM

SMD TWEEZERS



- Tweezer with reverse action, for handling SMDs
- Material: Stainless steel, anti-magnetic, anti-acid
- Finish: Anti-glare micro-matt finish






|   |   |  |   |  |  |
|---|---|--|---|--|--|
|  | <br>731415 |  |  | <br>L<br>mm | <br>g |
| 5586 AM   | 1821289   | 5  | SM100-SA  | 115  | 13   |

5587GAM

SMD TWEEZERS



- Tweezer with 3 mm long tips, bent at 60° angle
- Material: Stainless steel, anti-magnetic, anti-acid
- Finish: Anti-glare micro-matt finish

|   |   |  |   |  |  |
|---|---|--|---|--|--|
|  | <br>731415 |  |  | <br>L<br>mm | <br>g |
| 5587 GAM  | 1821425   | 5  | SM113-SA  | 120  | 14   |

5588AM

SMD TWEEZERS



- Tweezer with grooved tips for positioning 5 mm monolithic chip at 60° angle
- Material: Stainless steel, anti-magnetic, anti-acid
- Finish: Anti-glare micro-matt finish

|   |   |  |   |  |  |
|---|---|--|---|--|--|
|  | <br>731415 |  |  | <br>L<br>mm | <br>g |
| 5588 AM   | 1821432   | 5  | SM112-SA  | 120  | 13   |

5589AM

SMD TWEEZERS



- Tweezer with grooved tips, 30° angle
- Material: Stainless steel, anti-magnetic, anti-acid
- Finish: Anti-glare micro-matt finish

|   |   |  |   |  |  |
|---|---|--|---|--|--|
|  | <br>731415 |  |  | <br>L<br>mm | <br>g |
| 5589 AM   | 1821449   | 5  | SM115-SA  | 120  | 13   |





## 5590AM

### SMD TWEEZERS



- Tweezer with grooved tips for vertical positioning of cylindrical devices  $\varnothing$  1 mm or more
- Material: Stainless steel, anti-magnetic, anti-acid
- Finish: Anti-glare micro-matt finish

|         |            |   |          |             |       |
|---------|------------|---|----------|-------------|-------|
|         | <br>731415 |   |          | <br>L<br>mm | <br>g |
| 5590 AM | 1821456    | 5 | SM116-SA | 120         | 14    |

## 5463AMT

### TITANIUM TWEEZERS




- Precision tweezers for fine and ultra-fine assembly work
- Material: Titanium, anti-magnetic, high corrosion resistance
- Finish: Polished
- Anti-glare, extremely light and without sharp edges
- Micro-fine tips

|          |            |   |      |             |       |
|----------|------------|---|------|-------------|-------|
|          | <br>731415 |   |      | <br>L<br>mm | <br>g |
| 5463 AMT | 1085025    | 5 | 3-TA | 120         | 9     |

## 5465AMT

### TITANIUM TWEEZERS



- Precision tweezers for fine and ultra-fine assembly work
- Material: Titanium, anti-magnetic, high corrosion resistance
- Finish: Polished
- Anti-glare, extremely light and without sharp edges
- Micro-fine tips

|          |            |   |      |             |       |
|----------|------------|---|------|-------------|-------|
|          | <br>731415 |   |      | <br>L<br>mm | <br>g |
| 5465 AMT | 1085148    | 5 | 5-TA | 110         | 7     |

## 5469AMT

### TITANIUM TWEEZERS



- Precision tweezers for fine and ultra-fine assembly work
- Material: Titanium, anti-magnetic, high corrosion resistance
- Finish: Polished
- Anti-glare and extremely light
- No sharp edges
- Micro-fine tips

|          |            |   |       |             |       |
|----------|------------|---|-------|-------------|-------|
|          | <br>731415 |   |       | <br>L<br>mm | <br>g |
| 5469 AMT | 1085308    | 5 | AA-TA | 125         | 10    |



5467AM

ANTI-MAGNETIC TWEEZERS




- Tweezers for fine and ultra-fine assembly work
- Material: Stainless steel, anti-magnetic, anti-acid
- Finish: Polished



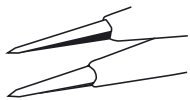
|         |            |   |      |             |       |
|---------|------------|---|------|-------------|-------|
|         | <br>731415 |   |      | <br>L<br>mm | <br>g |
| 5467 AM | 1085209    | 5 | 7-SA | 115         | 13    |

5469AMI

ANTI-MAGNETIC TWEEZERS



- Tweezers for fine and ultra-fine assembly work
- Material: Stainless steel, anti-magnetic, anti-acid
- Finish: PVC coated



|          |            |   |       |             |       |
|----------|------------|---|-------|-------------|-------|
|          | <br>731415 |   |       | <br>L<br>mm | <br>g |
| 5469 AMI | 1337803    | 5 | AA-SA | 130         | 17    |

5463

WATCHMAKER'S TWEEZERS



- Watchmaker's tweezers
- Material:
  - 5463-120: Special hardened steel, anti-magnetic
  - 5463 R: Stainless steel, anti-magnetic, anti-acid
- Finish: Polished



|          |            |   |      |             |       |
|----------|------------|---|------|-------------|-------|
|          | <br>731415 |   |      | <br>L<br>mm | <br>g |
| 5463-120 | 1085001    | 5 | 3-Ni | 120         | 13    |
| 5463 R   | 1085063    | 5 | 3-SA | 120         | 13    |

5464

WATCHMAKER'S TWEEZERS



- Watchmaker's tweezers
- Material:
  - 5464-105: Special hardened steel, anti-magnetic
  - 5464 R: Stainless steel, anti-magnetic, anti-acid
- Finish: Polished



|          |            |   |      |             |       |
|----------|------------|---|------|-------------|-------|
|          | <br>731415 |   |      | <br>L<br>mm | <br>g |
| 5464-105 | 1085087    | 5 | 4-Ni | 110         | 11    |
| 5464 R   | 1085100    | 5 | 4-SA | 110         | 11    |



5465

## WATCHMAKER'S TWEEZERS



- Watchmaker's tweezers
- Material: Stainless steel, anti-magnetic, anti-acid
- Finish: Polished

|        |            |   |      |             |       |
|--------|------------|---|------|-------------|-------|
|        | <br>731415 |   |      | <br>L<br>mm | <br>g |
| 5465 R | 1085162    | 5 | 5-SA | 105         | 11    |

5467

## WATCHMAKER'S TWEEZERS



- Watchmaker's tweezers
- Material: Hardened stainless steel, anti-magnetic, anti-acid
- Finish: Polished

|        |            |   |  |             |       |
|--------|------------|---|--|-------------|-------|
|        | <br>731415 |   |  | <br>L<br>mm | <br>g |
| 5467 R | 1085223    | 5 |  | 105         | 11    |

5470

## JEWELLER'S TWEEZERS



5470 R



5470 I



- Tweezers with rounded tips, jaws finely serrated
- Material:
  - 5470 & 5470 I: Special hardened steel
  - 5470 R: Stainless steel, anti-magnetic, anti-acid
- Finish:
  - 5470 & 5470 R: Polished, nickel plated
  - 5470 I: PVC coated

|            |            |   |  |             |       |
|------------|------------|---|--|-------------|-------|
|            | <br>731415 |   |  | <br>L<br>mm | <br>g |
| 5470-120   | 1085452    | 5 |  | 120         | 17    |
| 5470-140   | 1085445    | 5 |  | 140         | 20    |
| 5470-160   | 1085469    | 5 |  | 160         | 25    |
| 5470 R-140 | 1085568    | 5 |  | 140         | 20    |
| 5470 R-160 | 1085582    | 5 |  | 160         | 25    |
| 5470 I-140 | 1085506    | 5 |  | 140         | 20    |
| 5470 I-160 | 1085520    | 5 |  | 160         | 25    |

5473

## NIPPING TWEEZERS



- Tweezers for nipping off thin wire
- Material: Special steel, hardened cutting edge
- Finish: Polished and nickel plated

|         |            |   |   |             |       |
|---------|------------|---|---|-------------|-------|
|         | <br>731415 |   |   | <br>L<br>mm | <br>g |
| 5473-90 | 1086183    | 5 | D | 90          | 22    |



5479

POINTED TWEEZERS



- Pointed tweezers
- Material: Special hardened steel
- Finish: Polished and nickel plated

|          |            |   |        |       |
|----------|------------|---|--------|-------|
|          | <br>731415 |   | <br>mm | <br>g |
| 5479-130 | 1086398    | 5 | 130    | 20    |

5517

POINTED TWEEZERS



5517



5517 I



- Tweezers with straight finely forged tips
- Material: Special hardened steel
- Finish:
  - 5517: Polished and nickel plated
  - 5517 I: PVC coated

|        |            |   |        |       |
|--------|------------|---|--------|-------|
|        | <br>731415 |   | <br>mm | <br>g |
| 5517   | 1573843    | 5 | 155    | 22    |
| 5517 I | 1573928    | 5 | 155    | 30    |

5518

REVERSE ACTION TWEEZERS



- Reverse action tweezers
- Material: Special hardened steel
- Finish: Polished and nickel plated

|      |            |   |        |       |
|------|------------|---|--------|-------|
|      | <br>731415 |   | <br>mm | <br>g |
| 5518 | 1087043    | 5 | 155    | 32    |

5476H

SOLDERING TWEEZERS




- Soldering tweezers
- Material: Special hardened steel
- Finish: Polished, vulcanised fibre hand protection

|        |            |   |      |        |       |
|--------|------------|---|------|--------|-------|
|        | <br>731415 |   |      | <br>mm | <br>g |
| 5476 H | 1086305    | 5 | 30-S | 160    | 35    |



## 5484R

### BALL GRIPPING TWEEZERS



- Tweezers with perforated tips for gripping, holding and picking up balls
- Material: Hardened stainless steel, anti-magnetic
- Finish: Polished
- Hole diameter 1.5 mm for balls of 2 to 2.5 mm diameter

|        |            |   |             |       |
|--------|------------|---|-------------|-------|
|        | <br>731415 |   | <br>L<br>mm | <br>g |
| 5484 R | 1086633    | 5 | 145         | 25    |

## 5571

### ASSEMBLY TWEEZERS

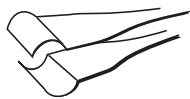


- Tweezers for inserting and de-soldering vertical components
- Material: Stainless steel, anti-magnetic, anti-acid
- Finish: Polished
- Smooth jaws to protect components
- Fitting components of 2.5 mm to 5 mm diameter

|          |            |   |        |             |       |
|----------|------------|---|--------|-------------|-------|
|          | <br>731415 |   |        | <br>L<br>mm | <br>g |
| 5571-145 | 1472818    | 5 | 571-SA | 145         | 25    |

## 5572

### ASSEMBLY TWEEZERS

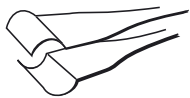


- Tweezers for inserting and de-soldering vertical components
- Material: Stainless steel, anti-magnetic, anti-acid
- Finish: Polished
- Smooth jaws to protect components
- Fitting components of 2.5 to 5 mm diameter, jaw width 6 mm

|          |            |   |        |             |       |
|----------|------------|---|--------|-------------|-------|
|          | <br>731415 |   |        | <br>L<br>mm | <br>g |
| 5572-145 | 1473037    | 5 | 572-SA | 145         | 26    |

## 5573

### ASSEMBLY TWEEZERS



- Tweezers for diagonal inserting and de-soldering between several circuit board levels
- Material: Stainless steel, anti-magnetic, anti-acid
- Finish: Polished
- Fitting components of 2.5 to 5 mm diameter, jaw width 6 mm

|          |            |   |        |             |       |
|----------|------------|---|--------|-------------|-------|
|          | <br>731415 |   |        | <br>L<br>mm | <br>g |
| 5573-145 | 1473112    | 5 | 573-SA | 145         | 25    |

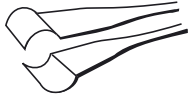


5578

ASSEMBLY TWEEZERS




- Tweezers for inserting and de-soldering horizontal components
- Material: Stainless steel, anti-magnetic, anti-acid
- Finish: Polished
- For fitting components up to 2 mm diameter, jaw width 4 mm



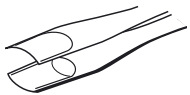
|          |            |   |        |             |       |
|----------|------------|---|--------|-------------|-------|
|          | <br>731415 |   |        | <br>L<br>mm | <br>g |
| 5578-115 | 1547769    | 5 | 578-SA | 122         | 12    |

5579

ASSEMBLY TWEEZERS



- Tweezers for inserting and de-soldering horizontal components
- Material: Stainless steel, anti-magnetic, anti-acid
- Finish: Polished
- For fitting components up to 2 mm diameter



|          |            |   |        |             |       |
|----------|------------|---|--------|-------------|-------|
|          | <br>731415 |   |        | <br>L<br>mm | <br>g |
| 5579-115 | 1547844    | 5 | 579-SA | 115         | 12    |

5574

DE-SOLDERING TWEEZERS



- Tweezers with grippers for removing firmly seated round or cubic components
- Material: Stainless steel, anti-magnetic, anti-acid
- For fitting components up to 10 mm diameter, jaw width 6 mm



|          |            |   |         |             |       |
|----------|------------|---|---------|-------------|-------|
|          | <br>731415 |   |         | <br>L<br>mm | <br>g |
| 5574-145 | 1473389    | 5 | 574B-SA | 145         | 25    |

5575

GRIPPING TWEEZERS



- Tweezers for flat components such as small plate capacitors etc
- Material: Stainless steel, anti-magnetic
- Finish: Polished
- Jaw width 6 mm

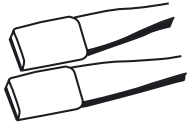


|          |            |   |        |             |       |
|----------|------------|---|--------|-------------|-------|
|          | <br>731415 |   |        | <br>L<br>mm | <br>g |
| 5575-145 | 1473464    | 5 | 574-SA | 145         | 25    |



## 5576

## GRIPPING TWEEZERS




- Tweezers with smooth jaws to protect components
- Material: Stainless steel, anti-magnetic, anti-acid
- Finish: Polished, jaws hardened
- Soft-coated gripping tweezers for gripping ceramic components
- The coating is resistant to contact with soldering-iron tips of a temperature up to 350°C
- 5576-145R: Retail pack

|           | <br>731415 |   |        | <br>L<br>mm | <br>g |
|-----------|------------|---|--------|-------------|-------|
| 5576-145  | 1473549    | 5 | 574-SA | 145         | 25    |
| 5576-145R | 0115686    | 5 | 574-SA | 145         | 25    |

## 5577

## HEAT ABSORBING TWEEZERS




- Tweezers for soldering on semi-conductors, the copper-cooling jaws absorb the heat ahead of the component
- Material: Stainless steel, anti-magnetic, anti-acid
- Finish: Polished
- Jaw width 4 mm

|          | <br>731415 |   |        | <br>L<br>mm | <br>g |
|----------|------------|---|--------|-------------|-------|
| 5577-145 | 1574062    | 5 | 574-SA | 145         | 30    |

## 5570/7

## SETS OF TWEEZERS

- For electronics engineers in manufacture and servicing jobs, in leatherette wallet



|        | <br>731415 |   | <br>mm  | <br>g |
|--------|------------|---|---------|-------|
| 5570/7 | 1473891    | 1 | 115x245 | 255   |

|      |  |
|------|--|
| 5571 |  |
| 5575 |  |
| 5572 |  |
| 5576 |  |
| 5573 |  |
| 5577 |  |
| 5574 |  |



5488AM

ELECTRONICS TWEEZERS



- Tweezers with very fine points for holding the smallest of components
- Material: Stainless steel, anti-magnetic, anti-acid
- Finish: Anti-glare micro-matt finish



|         |            |   |       |             |       |
|---------|------------|---|-------|-------------|-------|
|         | <br>731415 |   |       | <br>L<br>mm | <br>g |
| 5488 AM | 1821166    | 5 | 5A-SA | 115         | 15    |

5489AM

ELECTRONICS TWEEZERS



- Tweezers with very fine bent tips, for picking up flat lying components
- Material: Stainless steel, anti-magnetic, anti-acid
- Finish: Anti-glare micro-matt finish



|         |            |   |       |             |       |
|---------|------------|---|-------|-------------|-------|
|         | <br>731415 |   |       | <br>L<br>mm | <br>g |
| 5489 AM | 1821173    | 5 | 5C-SA | 115         | 15    |

5490AM

ELECTRONICS TWEEZERS



- Tweezers with superfine points, for easy manipulation of components in confined areas
- Material: Stainless steel, anti-magnetic, anti-acid
- Finish: Polished



|         |            |   |      |             |       |
|---------|------------|---|------|-------------|-------|
|         | <br>731415 |   |      | <br>L<br>mm | <br>g |
| 5490 AM | 1821180    | 5 | 7-SA | 115         | 16    |

5491AM

ELECTRONICS TWEEZERS



- Very fine bent tips, for handling of miniature components
- Material: Stainless steel, anti-magnetic, anti-acid
- Finish: Polished



|         |            |   |        |             |       |
|---------|------------|---|--------|-------------|-------|
|         | <br>731415 |   |        | <br>L<br>mm | <br>g |
| 5491 AM | 1821197    | 5 | 65A-SA | 140         | 13    |



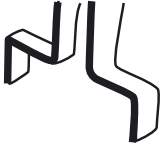


## 5492AM

### ELECTRONICS TWEEZERS



- Reverse action tweezers for handling 14 - 16 pin IC's at 45° angle
- Material: Stainless steel, anti-magnetic, anti-acid
- Finish: Polished
- Gripping capacity: 40 mm



|         |            |   |        |             |       |
|---------|------------|---|--------|-------------|-------|
|         | <br>731415 |   |        | <br>L<br>mm | <br>g |
| 5492 AM | 1821227    | 5 | 29D-SA | 155         | 32    |

## 5493

### CUTTING TWEEZERS



- Tweezers for clean cutting of copper wire
- Material: Stainless steel, anti-magnetic, anti-acid
- Finish: Polished



|          |            |   |       |             |       |
|----------|------------|---|-------|-------------|-------|
|          | <br>731415 |   |       | <br>L<br>mm | <br>g |
| 5493-115 | 1821234    | 5 | 15AGW | 115         | 28    |

## 5568/5

### SET OF SMD TWEEZERS



- Tweezers for universal application
- Material: Stainless steel, anti-magnetic, anti-acid
- Finish: Anti-glare micro-matt finish
- Size of plastic box 160 x 80 x 20 mm

|        |            |   |       |
|--------|------------|---|-------|
|        | <br>731415 |   | <br>g |
| 5568/5 | 1821210    | 1 | 100   |

5489AM



5583AM



5589AM



5584AM



5546AM





3250

SOLDERING GUN



- Instant heat double insulated soldering gun
- The tip reaches full working temperature in just seconds
- Its lightweight and balanced, pistol grip design is suitable for fast soldering jobs
- The plastic housing is 100% impact resistant
- Built-in light, perfect for confined spaces with little visibility
- Euro plug
- VDE certified



|           |            |   |     |     |    |        |         |       |
|-----------|------------|---|-----|-----|----|--------|---------|-------|
|           | <br>841334 |   | V   | W   |    | <br>°C | <br>mm  | <br>g |
| 325001000 | 5000505    | 1 | 230 | 100 | 6" | 400    | 210x165 | 640   |

3260

ELECTRONIC SOLDERING IRON



- Light compact and well balanced soldering iron
- Euro plug with earth connection

|           |            |   |     |    |      |        |        |       |
|-----------|------------|---|-----|----|------|--------|--------|-------|
|           | <br>841334 |   | V   | W  |      | <br>°C | <br>mm | <br>g |
| 326000200 | 5000529    | 1 | 230 | 18 | 120" | 390    | 182    | 150   |
| 326000300 | 5012881    | 1 | 230 | 25 | 120" | 420    | 200    | 150   |

3260

ELECTRONIC SOLDERING IRON



- Spare tips for soldering gun:
  - 326010200: Ø 3.0 mm, valid for 326000200 and 327020400
  - 326020200: Ø 3.0 mm, valid for 326000300
  - 326030200: Ø 3.0 mm, valid for 326000200 and 327020400

|           |            |   |       |
|-----------|------------|---|-------|
|           | <br>841334 |   | <br>g |
| 326010200 | 5016100    | 1 | 5     |
| 326020200 | 5016117    | 1 | 5     |
| 326030200 | 5016124    | 1 | 5     |



## 3295

### ELECTRONIC SOLDERING IRON



- Sturdy and long lasting soldering iron
- It can be used in a variety of ways for soldering tasks in handicrafts, service and hobbies
- Heat resistant cable
- Delivery includes a practical, easily mounted rubber stick-on support disk
- Euro plug with earth connection
- VDE certified

|           | <br>731415 |   | V   | W  |      | <br>°C | <br>L<br>mm | <br>g |
|-----------|------------|---|-----|----|------|--------|-------------|-------|
| 329500300 | 0181001    | 1 | 230 | 30 | 120" | 380    | 250         | 190   |
| 329500400 | 0181018    | 1 | 230 | 40 | 120" | 420    | 250         | 190   |

## 3295

### ELECTRONIC SOLDERING IRON



- Spare tips for 329500300 and 329500400
- Both tips fit in both soldering irons:
  - 329500350: Chisel shaped
  - 329500450: Pencil shaped

|           | <br>731415 |   | <br>g |
|-----------|------------|---|-------|
| 329500350 | 0181049    | 1 | 5     |
| 329500450 | 0181056    | 1 | 5     |

## 3225

### HEAVY DUTY SOLDERING IRON



- Heavy duty soldering iron ideal for industrial repairs and electrical work where a large tip mass is required
- Includes a soldering stand
- Euro plug with earth connection
- VDE certified

|           | <br>841334 |   | V   | W  |      | <br>°C | <br>L<br>mm | <br>g |
|-----------|------------|---|-----|----|------|--------|-------------|-------|
| 322500300 | 5012829    | 1 | 230 | 30 | 180" | 370    | 230         | 215   |
| 322500500 | 5012836    | 1 | 230 | 40 | 180" | 375    | 582         | 235   |
| 322500800 | 5012843    | 1 | 230 | 80 | 180" | 380    | 270         | 245   |



3225

HEAVY DUTY SOLDERING IRON



- Spare tips for heavy duty soldering iron 3225, straight and angled version:
  - 322510300: Straight tip for 322500300
  - 322510400: Angled tip for 322500300
  - 322510500: Straight tip for 322500500
  - 322510600: Angled tip for 322500500
  - 322510700: Angled tip for 322500800
  - 322510800: Straight tip for 322500800

|           | <br>841334 |   | <br>g |
|-----------|------------|---|-------|
| 322510300 | 5015899    | 1 | 10    |
| 322510400 | 5137386    | 1 | 10    |
| 322510500 | 5015905    | 1 | 10    |
| 322510600 | 5137393    | 1 | 10    |
| 322510700 | 5137409    | 1 | 10    |
| 322510800 | 5015912    | 1 | 10    |

3296

HEAVY DUTY SOLDERING IRON



- Designed for soldering operations with a greater heat requirements as, for example, on copper conductors with a cross section of 2.5 mm<sup>2</sup> (50 W), 4 mm<sup>2</sup> (80 W) or soldering thin metal sheets
- The soldering iron is supplied with an angled soldering tip
- Protective coating: Giving tips longer service life
- Includes a stand
- Euro plug with earth connection
- VDE certified

|           | <br>731415 |   | V   | W  |      | <br>°C | <br>L mm | <br>g |
|-----------|------------|---|-----|----|------|--------|----------|-------|
| 329600500 | 0181025    | 1 | 230 | 50 | 180° | 400    | 280      | 275   |
| 329600800 | 0181032    | 1 | 230 | 80 | 180° | 410    | 330      | 345   |

3296

HEAVY DUTY SOLDERING IRON



- Spare tips for heavy duty soldering iron
  - 329600100 for soldering iron 329600500
  - 329600200 for soldering iron 329600800
- Protective coating: Giving tips longer service life

|           | <br>731415 |   | <br>g |
|-----------|------------|---|-------|
| 329600100 | 0181063    | 1 | 10    |
| 329600200 | 0181070    | 1 | 10    |



## 3270

### TEMPERATURE CONTROLLED SOLDERING IRON



- The temperature can be easily adjusted with a screwdriver in order to achieve the required solder melting point
- Working temperature goes from 200 °C to 450 °C in steps of 50 °C
- Includes a soldering iron stand
- Euro plug with earth connection

|           |            |   |     |    |     |         |        |       |
|-----------|------------|---|-----|----|-----|---------|--------|-------|
|           | <br>841334 |   | V   | W  |     | <br>°C  | <br>mm | <br>g |
| 327020400 | 5012898    | 1 | 230 | 50 | 30" | 200-450 | 280    | 180   |

## 3260

### TEMPERATURE CONTROLLED SOLDERING IRON



- Spare tips for soldering iron:
  - 326010200: Ø3.0 mm, valid for 326000200 and 327020400
  - 326030200: Ø3.0 mm, valid for 326000200 and 327020400

|           |            |   |       |
|-----------|------------|---|-------|
|           | <br>841334 |   | <br>g |
| 326010200 | 5016100    | 1 | 5     |
| 326030200 | 5016124    | 1 | 5     |

## 3280

### DESOLDERING PUMP



- ESD safe desoldering pump made in plastic material for lightness

|           |            |   |       |
|-----------|------------|---|-------|
|           | <br>841334 |   | <br>g |
| 328000000 | 5000734    | 1 | 58    |

## 3290

### SOLDER



- A 0.8 mm lead-free solder ideal for use on micro electronics, fine wires and most of other electrical and electronic soldering applications
- Tin - lead has a melting point of 217 °C
- The tin - silver - copper solder provides a lower melting point, 207 °C, and a low resistance solder joint

|           |            |   |                    |        |       |
|-----------|------------|---|--------------------|--------|-------|
|           | <br>841334 |   | %                  | <br>mm | <br>g |
| 329000330 | 5000741    | 1 | 0.75Cu 99.25 Sn    | 2      | 10    |
| 329000500 | 5000758    | 1 | 0.75 Cu 99.25 Sn   | 4      | 15    |
| 329000600 | 5000765    | 1 | 0.5Cu,2.5Ag,97.0Sn | 2      | 10    |



3291

## FLUX



- Alloy tin-copper, mixed with sand, flux and organic acids
- Cleans the surface in order to attain the best possible contact between the solder and the metal
- It is active with temperature and does not corrode when cooled down



329100540



841334

5000772



1



15

## FINE MECHANICAL



BE-3529

## O-RING LEVER

ergo®



- Handle developed according to the scientific ERGO™ process
- O-ring lever for de-soldering
- Finish: Steel grey, greased blade



BE-3529



731415

1847845



5



175



18

5418

## DOUBLE END WIRE AND SPRING HOOK



- For gripping and adjusting wire connections
- For attaching and unhooking tension springs
- Finish: Chrome plated, with knurled hexagon handle
- Material: Stainless steel
- Hook internal diameter 1.5 mm



5418



731415

1084370



1



165




18



## 2633/

### HOOKS AND PICKING TOOLS




- Miniature awls, hooks and picks
- For scribing, alignment, O-ring removal, piercing holes in leather or fabrics
- For cleaning in confined spaces
- Plastic handles with stainless steel blades
- 2633/S4 total length 130 mm
- 2633L/S4 total length 250 mm

|          | <br>731151 |    | <br>mm    | <br>g |
|----------|------------|----|-----------|-------|
| 2633/S4  | 8276942    | 12 | 150x80x17 | 80    |
| 2633L/S4 | 8276959    | 12 | 250x80x17 | 120   |

## 5419/6T

### HOOK SET



- 5 different hooks which can be screwed in a handle
- 1 PVC insulated handle with female thread
- Plastic wallet
- Finish: Nickel plated

|         | <br>731415 |   | <br>L<br>mm | <br>g |
|---------|------------|---|-------------|-------|
| 5419/6T | 1821562    | 1 | 200         | 45    |

## 5550

### ADJUSTING SCREWDRIVER WITH GUIDE SLEEVE




- For reliable adjusting of screw-type resistors and miniature potentiometers with slotted blades
- Blade length 75 mm
- Material: Blade of vanadium-extra
- Finish: Chrome plated, with plastic handle
- 5550-3.2 for slotted blades up to  $\varnothing$  3.2 mm
- 5550-4.5 for slotted blades up to  $\varnothing$  4.5 mm

|          | <br>731415 |   | <br>L<br>mm | <br>g |
|----------|------------|---|-------------|-------|
| 5550-3.2 | 1475673    | 5 | 140         | 14    |
| 5550-4.5 | 1475758    | 5 | 140         | 18    |



5551-5554

TUNING AND TRIMMING TOOLS




- Tuning and trimming tool
- Material: Plastic grip, moulded-in blades of resin acetate. For all tuning work on coil slugs and trimmers
- Blades:
  - 5551 0.3 x 2.5 & 0.5 x 3 mm
  - 5552 0.6 x 1.2 & 0.8 x 2 mm
  - 5553 slots 0.8 & 1.3 mm
  - 5554 0.3 x 2 & square 3 mm

|      | <br>731415 |   | <br>L<br>mm | <br>g |
|------|------------|---|-------------|-------|
| 5551 | 1378479    | 1 | 220         | 5     |
| 5552 | 1378554    | 1 | 205         | 5     |
| 5553 | 1378639    | 1 | 195         | 5     |
| 5554 | 1378714    | 1 | 180         | 5     |

5600/4

SET OF TUNING AND TRIMMING TOOLS



- For all tuning work on radios and TV sets
- Plastic wallet 60 x 230 mm, with press-button fastener

|                           | <br>731415 |   | <br>g |
|---------------------------|------------|---|-------|
| 5600/4                    | 1436773    | 1 | 75    |
| 5551<br>0.3x2.5, 0.5x3 mm |            |   |       |
| 5552<br>0.6x1.2, 0.8x2 mm |            |   |       |
| 5553<br>0.8, 1.3 mm       |            |   |       |
| 5554<br>0.3x2, 3 mm       |            |   |       |

5423

DOUBLE END LAMP EXTRACTOR



- For jack lamps in telecommunications and processing equipment
- Fitting lamps with cap sizes T5.5 - T5.5K - T6.8 - B7s as per DIN 49838 and types SKANDIA, FRANCE and BPO-2
- Finish: Nickel plated spring sleeve with plastic centre piece


|      | <br>731415 |   | <br>L<br>mm | <br>g |
|------|------------|---|-------------|-------|
| 5423 | 1509088    | 1 | 102         | 10    |





**3524**

## THREE SQUARE SCRAPER




- Adjustable for very fine work
- Length: Blade 85 mm, holder 95 mm
- Finish: Fine-polished, handle nickel plated, blade forged
- 3524L-K: Blade only

|         | <br>731415 |   | <br>g |
|---------|------------|---|-------|
| 3524    | 1073336    | 1 | 24    |
| 3524L-K | 1339807    | 1 | 5     |

**3525HB**

## THREE SQUARE MACHINIST'S SCRAPER



- With hollow blade, plastic handle and hand protection
- For very fine work
- Blade length 80 mm
- Finish: Polished, sheathed down to the tip
- Material: Vanadium-extra

|        | <br>731415 |   | <br>L<br>mm | <br>g |
|--------|------------|---|-------------|-------|
| 3525HB | 1073350    | 5 | 165         | 40    |

**2530**

## LACQUER STRIPPING TWEEZERS

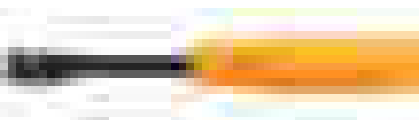


- Finish: Black finish, with milled blades
- Material: Spring steel. Plastic coated grips
- 2530-40 with 40 ribs/inch and for wire 0.5 - 0.6 mm
- 2530-32 with 32 ribs/inch and for wire 0.7 - 1.0 mm

|         | <br>731415 |   | <br>L<br>mm | <br>g |
|---------|------------|---|-------------|-------|
| 2530-40 | 1317294    | 5 | 130         | 30    |
| 2530-32 | 1317300    | 5 | 130         | 30    |

**2487**

## CARBON SCRAPER



- Rigid carbon scraper for gasket removal
- Durable plastic handle with carbon steel blade
- Blade 20 mm wide

|      | <br>731151 |    | <br>L<br>mm | <br>g |
|------|------------|----|-------------|-------|
| 2487 | 8276058    | 12 | 210         | 125   |



2509

## FLEXIBLE PICK-UP TOOL



- For gripping very small parts
- Maximum opening 14 mm
- Flexible shaft with steel core
- Finish: Chrome plated

|      |            |   |        |       |
|------|------------|---|--------|-------|
|      | <br>731415 |   | <br>mm | <br>g |
| 2509 | 1064280    | 1 | 525    | 10    |

2510

## FLEXIBLE WORKSHOP MIRROR



- The desired mirror position can be adjusted at the handle
- Mirror size: 50 x 70 mm. Handle length: 435 mm
- Mirror casing natural finish, chromed flexible shaft
- Aluminium mirror casing, flexible brass shaft

|      |            |   |        |        |       |
|------|------------|---|--------|--------|-------|
|      | <br>731415 |   | <br>mm | <br>mm | <br>g |
| 2510 | 1064297    | 1 | 50x70  | 505    | 280   |

5515L

## SMALL MIRROR



- Mirror Ø 21 mm
- Total length 160 mm
- Plastic handle and stainless mirror frame with blue pouch cover
- For work on circuit boards

|       |            |   |        |        |       |
|-------|------------|---|--------|--------|-------|
|       | <br>731415 |   | <br>mm | <br>mm | <br>g |
| 5515L | 1481568    | 5 | 21     | 160    | 15    |

5515M

## REPAIR MIRROR, WITH METAL HANDLE



- Mirror Ø 30 mm
- Total length 210 mm
- Solid stainless handle and stainless mirror frame with blue pouch cover

|       |            |   |        |        |       |
|-------|------------|---|--------|--------|-------|
|       | <br>731415 |   | <br>mm | <br>mm | <br>g |
| 5515M | 1086985    | 1 | 30     | 210    | 20    |



## 5515B

### PLASTIC REPAIR MIRROR




- Mirror Ø 28.5 mm
- Total length 220 mm, handle 195 mm
- Two piece fibreglass handle
- Detachable handle
- For all applications on electronics equipment

|       |                   |   |            |           |         |
|-------|-------------------|---|------------|-----------|---------|
|       |                   |   |            |           |         |
| 5515B | 731415<br>1086978 | 5 | 28.5<br>mm | 220<br>mm | 15<br>g |

## 5515GV

### SWIVEL HEAD MIRROR



- Mirror Ø 30 mm, type x9 magnifier
- Total length 215 mm
- Stainless mirror frame with blue pouch cover and steel shaft with orange hand protection
- Swivel head adjustable in all directions

|        |                   |   |          |           |         |
|--------|-------------------|---|----------|-----------|---------|
|        |                   |   |          |           |         |
| 5515GV | 731415<br>1481483 | 1 | 30<br>mm | 215<br>mm | 42<br>g |

## 5515T

### POCKET TELESCOPIC MIRROR



- Glass mirror Ø 30 mm, type x9 magnifier
- Length: Extended 690 mm, retracted and folded 180 mm
- Stainless mirror frame with blue pouch cover
- Swivel head adjustable in all directions
- Seven sections, telescopic shaft

|       |                   |   |          |               |         |
|-------|-------------------|---|----------|---------------|---------|
|       |                   |   |          |               |         |
| 5515T | 731415<br>1589172 | 1 | 30<br>mm | 180-690<br>mm | 45<br>g |

## 5515T-52

### TELESCOPIC SWIVEL HEAD MIRROR




- Mirror Ø 50 mm
- Length: Extended 450 mm, retracted and folded 290 mm
- Stainless mirror frame and steel shaft with orange hand protection
- Swivel head adjustable in all directions
- Two sections telescopic shaft

|          |                   |   |          |               |         |
|----------|-------------------|---|----------|---------------|---------|
|          |                   |   |          |               |         |
| 5515T-52 | 731415<br>3021939 | 1 | 50<br>mm | 290-450<br>mm | 65<br>g |



3046-OP

MAGNIFIER



- 10x Optical magnifier with built in LED light for easy inspections
- 40000 Hours of life under normal usage
- 3AAA Batteries required, 40-50 hours of life under continuous use

|         |            |    |        |        |       |
|---------|------------|----|--------|--------|-------|
|         | <br>731151 |    | <br>mm | <br>mm | <br>g |
| 3046-OP | 8276980    | 12 | 30     | 90     | 100   |

6330M

ELECTRONICS SOCKET SET, 28 TOOLS



- 5/32" D4 conforms to DIN 3126/ISO 1173
- Skydrol-resistant baked enamelled metal box, insert of elastic plastic material to hold the tools
- Material: Vanadium-extra

|       |            |   |            |       |
|-------|------------|---|------------|-------|
|       | <br>731415 |   | <br>mm     | <br>g |
| 6330M | 1087753    | 1 | 220x110x35 | 530   |

|   |  |                          |  |
|---|--|--------------------------|--|
| 6300M<br>2.5, 3, 3.5, 4, 4.5, 5, 5.5, 6, 7 mm                       |  | 6306-5/32                |  |
| 40MH<br>0.5x3, 0.6x3.5, 0.6x4, 0.6x4.5,<br>0.8x4, 0.8x5.5, 1x5.5 mm |  | 42H<br>PH 0, 1, 2        |  |
| 41PZD/SDVH<br>PZ 1, 2   |  | 45M<br>1.5, 2, 2.5, 3 mm |  |
| 6361  |  | 6366                     |  |



3049-2

## ELECTRICIAN'S TOOL BAG, 28 TOOLS

- Electrician's tool bag, 28 pcs
- Set of assorted tools for installation and maintenance work
- Sturdy imitation leather bag with metal edge protection strip, metal base plate and flexible push-fit system
- Quick access through a side section that folds open

|  | <br>731415 |                                    | <br>mm      | <br>g |
|--|------------|------------------------------------|-------------|-------|
| 3049-2   | 1848118    | 1                                  | 290x450x180 | 5300  |
| BE-80xxS<br>BE-82xxS<br>0.5x3, 0.8x4, 1x5.5, 1.2x8.5 |            | BE-86xxS<br>PH1x80, PH2x100        |             |       |
| BE-8820S<br>PZ2x100                                  |            | 8045LVDE<br>0.5x3.5x42 mm          |             |       |
| 817-100  |            | BE-9765<br>1.5, 2, 2.5, 3, 4, 5 mm |             |       |
| 2101<br>160 mm                                       |            | 2427S<br>200 mm                    |             |       |
| 2628S<br>180 mm                                      |            | 2744<br>190 mm                     |             |       |
| 9072 P<br>250 mm                                     |            | 111m<br>7, 8, 10, 13 mm            |             |       |
| 481-300<br>300 g                                     |            | 5470-140<br>140 mm                 |             |       |
| 2705R  |            | 268                                |             |       |



2010

SPECIAL TOOL SET, ELECTRONICS SERVICE CASE, 109 TOOLS



- For all service work in the fields of office equipment, data processing and computer technology
- The moulded case is equipped with black panels, one carrying tools on both sides, two carrying tools on one side
- All three panels are removable
- Finish: Dustproof, hardwearing, acid and scratch resistant
- Material: Case made of highly impact resistant Royalite, with DUR aluminium frame






|  | <br>731415 |   | <br>mm      | <br>g |
|--|------------|---|-------------|-------|
| 2010   | 1584610    | 1                                       | 480x330x180 | 8100  |
| 1952M<br>6, 7, 8, 9, 10, 11, 12, 13, 14 mm         |            | 1952Z<br>1/4, 3/8, 1/2"                 |             |       |
| 4020LM<br>3, 3.2, 3.5, 4, 4.5, 5.5 mm              |            | BE-86xx<br>PH0x75, PH1x80, PH2x100      |             |       |
| BE-83xx<br>0.8x4x25, 1x5.5x25, 1.2x6.5x25          |            | BE-78xx<br>4, 4.5, 5, 5.5, 6, 7 mm      |             |       |
| 700<br>1x50, 1.2x50, 1.5x50, 1.8x50                |            | 701<br>PH00, PH0                        |             |       |
| 3659/8T<br>0.9, 1.4, 1.8, 2.4, 2.8, 3.4, 3.9, 6 mm |            | 1995M/8T<br>2, 2.5, 3, 4, 5, 6, 7, 8 mm |             |       |
| 1996M<br>1.5, 2, 2.5, 3, 4 mm                      |            | 9070C<br>160 mm                         |             |       |
| 5550<br>3.2 mm                                     |            | 5550<br>4.5 mm                          |             |       |
| BE-8220S<br>0.5x3x100                              |            | BE-8040S<br>0.8x4x100                   |             |       |
| BE-8050S<br>1x5.5x125                              |            | BE-8260<br>1.2x8x175                    |             |       |
| 5516I<br>150 mm                                    |            | 8045LVDE<br>0.6x3.5x42 mm               |             |       |
| 5577-145<br>145 mm                                 |            | 5574-145                                |             |       |
| 2530-32<br>130 mm                                  |            | 2-470<br>6 x 2-470-16-1-0               |             |       |
| 5418<br>165 mm                                     |            | 5515GV<br>215 mm                        |             |       |
| 2535L  |            | 5423<br>85 mm                           |             |       |
| 3524   |            | 2713A<br>140 mm                         |             |       |
| 2477AB<br>200 mm                                   |            | 2665B<br>160 mm                         |             |       |
| 2648<br>125 mm                                     |            | 2656 R<br>135 mm                        |             |       |
| 3417NFVDE<br>160 mm                                |            | 2707<br>115 mm                          |             |       |
| 1150 1/2H/P<br>120 mm                              |            | 326000300<br>25 w                       |             |       |
| 2950<br>1 mm - 100 g                               |            | 328000000                               |             |       |
| 2010-5   |            | 2010-L                                  |             |       |




2010-L

## EMPTY TOOL CASE

- The case is equipped with black plastic panels, one carrying tools on both sides, two carrying tools on one side
- All three panels are removable
- In addition there is one pocket for technical drawings etc.
- Panels have flexible organisation system
- Finish: Dustproof, hardwearing, acid and scratch resistant, washable
- Material: Case made of highly impact resistant Royalite, with DUR aluminium frame

|   |   |  |   |  |
|---|---|--|---|--|
|  | <br>731415 |  | <br>mm | <br>9 |
| 2010-L  | 1584535   | 1  | 480x330x180   | 4100   |







# MEASURING TOOLS

---

Whatever your trade, you will need to measure accurately, simply and comfortably. With short and long tapes, a measuring wheel, metric and imperial versions and numerous levels, the Bahco measuring range provides measuring tools for all applications.

# Chapter Index

---

|                      |         |
|----------------------|---------|
| TAPES                | 936-938 |
| MEASURING WHEELS     | 939     |
| RULES                | 939     |
| LEVELS               | 940-941 |
| CHALK LINE AND CHALK | 942     |
| BEVELS               | 943     |
| SQUARE               | 944-945 |
| PENCIL AND SCRIBERS  | 945-946 |
| PRECISION MEASURING  | 947     |


# MEASURING TAPE MTS

## LOCKING SYSTEM

Manual locking simply by pushing a button to lock or unlock the blade. Automatic locking requires pushing to retract the blade. Patented


## RESISTANT

Impact absorbing rubber




## CLIP

Integrated belt- and button-clip



## MAGNETIC TIPS


Ideal for the building and construction trade. Great for hanging tapes from a ceiling. The tape graduations can be used to set up a rotary laser and make simple measurements at any place in a room. Magnetic tapes can also be used as a pick-up tool



**EVEN BODY LENGTH**  
(90mm/100mm) for easy internal measurements



**STAINLESS STEEL**  
Cleaning the tape surface prolongs the lifespan. Thanks to stainless steel blades and internal parts, these tapes are washable. Stainless tapes can be used in even the harshest conditions



**DOUBLE SIDED PRINTING**  
For extra precise marking and line drawing. Making it easier to measure tall walls and ceilings



**STAINLESS STEEL BLADE**  
De-burred edges, high-contrast, permanent, clearly-printed graduations. Non-reflective, double-baked nylon-coated 'diamond pattern'

## ACCURACY

Measuring devices are classified by three standards of accuracy: Class I (the most accurate), Class II and Class III (wooden rules). The accuracy class is permanently marked on the blade. Class I tapes are manufactured for very specific, high-accuracy applications and when official regulations require precision and certification.



| Class | Length / Tolerance |        |        |        |        |
|-------|--------------------|--------|--------|--------|--------|
|       | 1m                 | 2m     | 3m     | 5m     | 8m     |
| I     | 0.2 mm             | 0.3 mm | 0.4 mm | 0.6 mm | 0.9 mm |
| II    | 0.5 mm             | 0.7 mm | 0.9 mm | 1.3 mm | 1.9 mm |
| III   | 1.0 mm             | 1.4 mm | 1.8 mm | 2.6 mm | 3.8 mm |

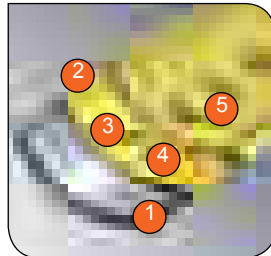
## AVERAGE STANDOUT STANDARDS

| Blade width | Horizontal stand-out | Vertical stand-out | Vertical stand-out (back-reading) |
|-------------|----------------------|--------------------|-----------------------------------|
| 13 mm       | 1.17 m               | 1.70 m             |                                   |
| 16 mm       | 1.55 m               | 2.20 m             |                                   |
| 19 mm       | 1.85 m               | 2.90 m             | 3.60 m                            |
| 25 mm       | 2.40 m               | 4.30 m             | 6.00 m                            |

## BLADE FEATURES


### CARBON STEEL

1. High-grade carbon-steel blade
2. De-burred edges
3. High-contrast, baked-paint background
4. Permanent clearly-printed graduations
5. Non-reflective, nylon-coated 'diamond pattern'



### DOUBLE-SIDED PRINTING

- For precise marking and line drawing
- Easier to measure tall walls and ceilings




# LONG TAPES

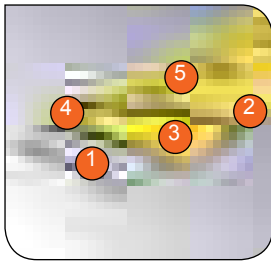
## ACCURACY

| Class | Length / Tolerance |        |         |         |         |
|-------|--------------------|--------|---------|---------|---------|
|       | 10m                | 20m    | 30m     | 50m     | 100m    |
| II    | 2.3 mm             | 4.3 mm | 6.3 mm  | 10.3 mm | 20.3 mm |
| III   | 4.6 mm             | 8.6 mm | 12.6 mm | 20.6 mm | 40.6 mm |

## TIP TYPE

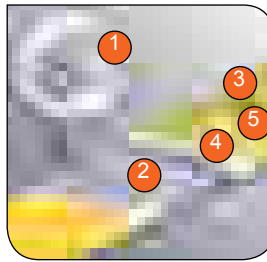


## BLADE STRUCTURES



### CARBON STEEL

1. High-grade carbon steel blade
2. De-burred edges
3. High-contrast baked-paint background
4. Permanent, clearly-printed graduations
5. Clear nylon coating



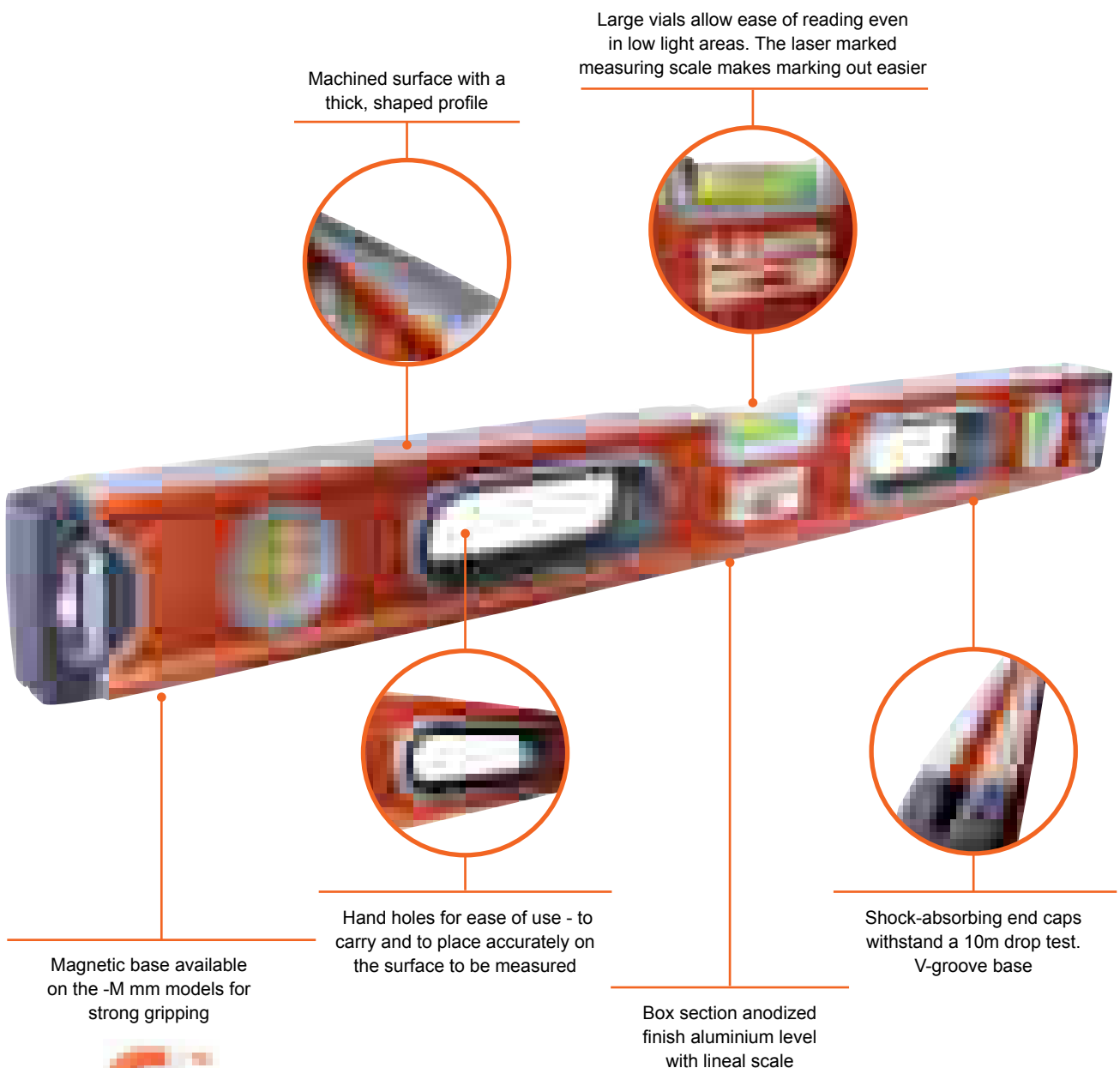
### FIBREGLASS

1. 16,000 glass-fibre strands
2. Permanent bonding
3. Permanent clearly-printed graduations
4. Double nylon coating
5. Non-glare finish



# TUBULAR SPIRIT LEVELS

Bahco offers a range of spirit levels from 250 mm to 2000 mm in length. They meet the permanent accuracy precision standards (0,5mm/1m), and are both comfortable and easy to use.












# TAPES

## MTS

### POCKET TAPES



- MTS - Available in metric only or metric/imperial (-E for M/I)
- Stainless steel blade with rust resistance coating
- Easy to read nylon coated blade with reverse blade printing
- Automatic blade lock
- Magnetic tip







|  | <br>731415 |  | <br>L<br>m | <br>mm | <br>g |
|---|---|--|---|---|--|
| MTS-5-25  | 0119233   | 6  | 5   | 25  | 300  |
| MTS-5-25-E  | 0119271   | 6  | 5   | 25  | 300  |
| MTS-8-25  | 0119257   | 6  | 8   | 25  | 470  |
| MTS-8-25-E  | 0119295   | 6  | 8   | 25  | 470  |

## MTB

### POCKET TAPES



- MTB - Available in metric or metric/imperial (-E for M/I)
- Tapes are Class II except MTB-5-25-C1 which is Class I
- Automatic blade lock
- Nylon coated easy to read blade with reverse blade printing only on the magnetic models
- Belt clip







|  | <br>731415 |  | <br>L<br>m | <br>mm | <br>g |
|---|---|--|---|---|--|
| MTB-3-16  | 0119066   | 6  | 3   | 16  | 155  |
| MTB-3-16-E  | 0119134   | 6  | 3   | 16  | 155  |
| MTB-3-16-M  | 0119073   | 6  | 3   | 16  | 155  |
| MTB-3-16-M-E  | 0119141   | 6  | 3   | 16  | 155  |
| MTB-5-25  | 0119080   | 6  | 5   | 25  | 300  |
| MTB-5-25-E  | 0119172   | 6  | 5   | 25  | 300  |
| MTB-5-25-M  | 0119097   | 6  | 5   | 25  | 300  |
| MTB-5-25-M-E  | 0119158   | 6  | 5   | 25  | 300  |
| MTB-8-25  | 0125418   | 6  | 8   | 25  | 470  |
| MTB-8-25-E  | 0119202   | 6  | 8   | 25  | 470  |
| MTB-8-25-M  | 0127078   | 6  | 8   | 25  | 470  |
| MTB-5-25-C1   | 0119127   | 6  | 5   | 25  | 290  |

## MTG



## POCKET TAPES

- MTG - Tape measures are available in metric or metric/imperial (-E for M/I) Easy to read blade
- Tapes are Class II
- Belt clip
- Positive locking button

|  | <br>731415 |  | <br>L<br>m | <br>mm | <br>g |
|---|---|---|---|---|--|
| MTG-3-16  | 0118984   | 12  | 3   | 16  | 155  |
| MTG-3-16-E  | 0119028   | 12  | 3   | 16  | 155  |
| MTG-5-19  | 0118991   | 12  | 5   | 19  | 300  |
| MTG-5-19-E  | 0119035   | 12  | 5   | 19  | 300  |

## 1162N



## MEASURING TAPE

- Measuring tape with flexible steel pull-push blade, 2 m
- 13 mm wide, metric and inch graduations on both sides
- For external and internal measurements







|  | <br>731415 |  | <br>L<br>m | <br>mm | <br>g |
|---|---|---|---|---|--|
| 1162N-1/2   | 1847241   | 1   | 2   | 13  | 4.7  |

## LTS



## LONG TAPES

- LTS - Long tape available with metric or metric/imperial blade (-E for M/I)
- Tapes are Class II
- Strong fibreglass tape bonded with over 16,000 strands to withstand a pulling force of near 500 kg
- Double nylon blade coating for extra wear resistance

|  | <br>731415 |  | <br>L<br>m | <br>mm | <br>g |
|---|---|---|---|---|--|
| LTS-30  | 0120109   | 5   | 30  | 16  | 830  |
| LTS-30-E  | 0120116   | 5   | 30  | 16  | 830  |
| LTS-50  | 0120123   | 5   | 50  | 16  | 1220   |
| LTS-50-E  | 0120130   | 5   | 50  | 16  | 1220   |
| LTS-100   | 0120147   | 5   | 100   | 16  | 1795   |
| LTS-100-E   | 0120154   | 5   | 100   | 16  | 1795   |





# TAPES

## LTB

### LONG TAPES




- LTB - Available with metric or metric/imperial (-E for M/I)
- Tapes are Class II
- Strong fibreglass tape bonded with over 16,000 strands to withstand a pulling force of up to 500 kg
- Double nylon blade coating for extra wear resistance
- Case can be simply opened and washed out for maintenance

|          | <br>731415 |   | <br>m | <br>mm | <br>g |
|----------|------------|---|-------|--------|-------|
| LTB-10   | 0120048    | 6 | 10    | 13     | 282   |
| LTB-10-E | 0120055    | 6 | 10    | 13     | 282   |
| LTB-20   | 0120062    | 6 | 20    | 13     | 412   |
| LTB-20-E | 0120079    | 6 | 20    | 13     | 412   |
| LTB-30   | 0120086    | 6 | 30    | 13     | 588   |
| LTB-30-E | 0120093    | 6 | 30    | 13     | 588   |

## LTG

### LONG TAPES




- LTG - Long tapes available with metric or metric/imperial tape (-E for M/I)
- Tapes are Class II
- Steel tape
- Easy rewind
- Belt clip

|          | <br>731415 |   | <br>m | <br>mm | <br>g |
|----------|------------|---|-------|--------|-------|
| LTG-10   | 0119981    | 6 | 10    | 13     | 200   |
| LTG-10-E | 0119998    | 6 | 10    | 13     | 200   |
| LTG-20   | 0120000    | 6 | 20    | 13     | 333   |
| LTG-20-E | 0120017    | 6 | 20    | 13     | 333   |
| LTG-30   | 0120024    | 6 | 30    | 13     | 463   |
| LTG-30-E | 0120031    | 6 | 30    | 13     | 463   |








## MW-150

### MEASURING WHEEL




- Measuring wheel
- 150 mm diameter rubber coated wheel
- Measures up to 9999.9 m
- Push button reset





|   |   |   |   |  |
|---|---|---|---|--|
|  | <br>731415 |  | <br>L<br>m | <br>g |
| MW-150  | 0125685   | 2   | 150   | 695  |

## MW-250

### MEASURING WHEEL



- Measuring wheel
- 250 mm diameter rubber coated measuring wheel
- Adjustable handle height
- Fold down kickstand
- Measures up to 9999.9 m
- Push button reset

|   |   |   |   |  |
|---|---|---|---|--|
|  | <br>731415 |  | <br>L<br>m | <br>g |
| MW-250  | 0125678   | 2   | 250   | 1334   |

# RULES



## 1179-FLX

### STAINLESS STEEL RULE



- Flexible stainless steel ruler with pocket clip
- Both inch and metric measurement scales

|   |   |   |  |  |
|---|---|---|--|--|
|  | <br>731151 |  | <br>L<br>mm | <br>g |
| 1179-FLX  | 8276997   | 100   | 160  | 9  |



# LEVELS

426




## SPIRIT LEVEL

- Professional spirit level in a rigid, rectangular aluminium profile
- High, permanent precision  $\pm 0.5$  mm per metre
- Thick plastic end caps to protect against shocks and scratches
- Barrel-shaped vials made of acrylic glass are virtually unbreakable and leak proof during normal use
- Hardened and grey lacquered

|           | <br>731151 |   | <br>mm |   |   | <br>g |
|-----------|------------|---|--------|---|---|-------|
| 426-400   | 8004255    | 1 | 400    | 1 | 1 | 350   |
| 426-600   | 8004279    | 1 | 600    | 1 | 1 | 550   |
| 426-600-3 | 8004286    | 1 | 600    | 1 | 2 | 550   |
| 426-800   | 8004293    | 1 | 800    | 1 | 2 | 750   |
| 426-1000  | 8004309    | 1 | 1000   | 1 | 2 | 950   |
| 426-1200  | 8004316    | 1 | 1200   | 1 | 2 | 1150  |

426TOR9



## SPIRIT LEVEL

- Solid aircraft grade aluminium
- 3 vials, plumb, horizontal and 45°
- V Groove base for use on pipes
- Rare earth magnets on base
- Accurate to 0.5 mm/m

|         | <br>731415 |    | <br>mm |   |   | <br>g |
|---------|------------|----|--------|---|---|-------|
| 426TOR9 | 0125319    | 12 | 230    | 1 | 2 | 200   |

446




## SPIRIT LEVEL

- Professional spirit level in rigid, rectangular aluminium profile
- Permanent precision  $\pm 1.0$  mm per metre
- Thick plastic end caps to protect against shocks and scratches
- Barrel-shaped vials made of acrylic glass are virtually unbreakable and leak proof during normal use
- Hardened and grey lacquered








|          | <br>731151 |   | <br>mm |   |   | <br>g |
|----------|------------|---|--------|---|---|-------|
| 446-400  | 8001803    | 1 | 400    | 1 | 1 | 350   |
| 446-600  | 8001810    | 1 | 600    | 1 | 1 | 550   |
| 446-800  | 8001827    | 1 | 800    | 1 | 1 | 750   |
| 446-1000 | 8001834    | 1 | 1000   | 1 | 1 | 950   |

**466-250**

**SPIRIT LEVEL**




- Solid anodized aluminium scaffold level
- 250 mm long with 45° and 30° preset for quick angle setting
- High precision  $\pm 0.5$  mm per metre accuracy
- Rare earth magnetic base and machined surfaces
- Open frame design, that makes handling easier








|   |   |  |   |   |   |  |
|---|---|--|---|---|---|--|
|  | <br>731415 |  | <br>mm |  |  | <br>g |
| 466-250   | 0128655   | 10   | 250   | 1   | 1   | 280  |

**466**

**SPIRIT LEVEL**



- Box section anodized finish aluminium level
- Shock absorbing end caps
- Permanent precision  $\pm 0.5$  mm per metre
- Machined surfaces and "V" groove base
- Thick shaped profile
- Large vials for ease of view
- Laser marked measuring scale (for indication purposes only)
- Magnetic versions are available in 400 mm, 600 mm, 800 mm, 1000 mm and 1200 mm (-M)


|  | <br>731415 |  | <br>mm |  |  | <br>g |
|---|---|--|---|---|---|--|
| 466-1000-M  | 0186105   | 4  | 1000  | 1   | 2   | 1100   |
| 466-1200-M  | 0186129   | 4  | 1200  | 1   | 2   | 1320   |
| 466-400   | 0128297   | 4  | 400   | 1   | 1   | 520  |
| 466-800-M   | 0186082   | 4  | 800   | 1   | 2   | 930  |
| 466-400-M   | 0128358   | 4  | 400   | 1   | 1   | 545  |
| 466-600   | 0128303   | 4  | 600   | 1   | 2   | 715  |
| 466-600-M   | 0128365   | 4  | 600   | 1   | 2   | 765  |
| 466-800   | 0128310   | 4  | 800   | 1   | 2   | 875  |
| 466-1000  | 0128327   | 4  | 1000  | 1   | 2   | 1075   |
| 466-1200  | 0128334   | 4  | 1200  | 1   | 2   | 1290   |
| 466-1800  | 0128341   | 4  | 1800  | 1   | 2   | 1660   |
| 466-2000  | 0129836   | 4  | 2000  | 1   | 2   | 1870   |



## CHALK LINE AND CHALK

### CL-1221

### CHALK LINE



- Chalk line with 30 m of mixed orange nylon and cotton line
- Breaking strain of 16 kg and high chalk retention in the cotton
- 3 times rewind speed
- Claw and hook end, with an integrated belt clip
- Can also be used as a plumb bob
- It can hold 50 g of chalk, allowing a long-life between refills

|         |            |   |       |
|---------|------------|---|-------|
|         | <br>731415 |   | <br>g |
| CL-1221 | 0127122    | 6 | 180   |

### CHALK

### CHALK




- Chalk for use with CL-1221 chalk line and other makes
- Available in blue, red, white and yellow
- The chalk bottles have a scale for water resistance

|              |            |   |       |       |
|--------------|------------|---|-------|-------|
|              | <br>731415 |   | <br>g | <br>g |
| CHALK-BLUE   | 0128686    | 6 | 227   | 260   |
| CHALK-WHITE  | 0179671    | 6 | 227   | 260   |
| CHALK-RED    | 0128709    | 6 | 227   | 260   |
| CHALK-YELLOW | 0128693    | 6 | 227   | 260   |


### 316107000

### PLUMB BOB








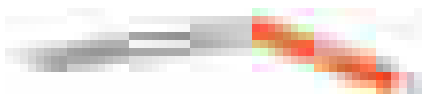
- Plumb bob with 5 m cord
- Magnetic fastening

|           |            |   |        |       |
|-----------|------------|---|--------|-------|
|           | <br>841334 |   | <br>mm | <br>g |
| 316107000 | 5088404    | 1 | 5      | 700   |



**9572**
**SLIDING BEVEL**


- For transferring a measured angle to a work piece for cutting or machining
- Blade of cold-rolled strip steel, hardened and tempered, locked in the cast by a screw. Stock of pressurised zinc alloy

|  | <br>731151 |  | <br>L<br>mm | <br>g |
|---|---|---|--|--|
| 9572-200  | 8004231   | 6   | 200  | 140  |
| 9572-250  | 8004248   | 6   | 250  | 175  |

**9574**
**SLIDING BEVEL**


- For transferring a measured angle to a work piece for cutting or machining
- The blade can be tightened with the wing screw at the end, this also doubles as a hanging hole in storage

|  | <br>731415 |  | <br>L<br>mm | <br>g |
|---|---|---|--|--|
| 9574-200  | 0138197   | 10  | 200  | 165  |
| 9574-250  | 0138203   | 10  | 250  | 175  |
| 9574-300  | 0180356   | 10  | 300  | 185  |

**9575**
**SLIDING BEVEL**


- Bevels are used to transfer a measured angle to a work piece for cutting or machining
- This bevel has a 45° and 135° fixed angle
- Stainless steel blade and hanging hole

|  | <br>731415 |  | <br>L<br>mm | <br>g |
|---|---|---|--|--|
| 9575-250  | 0185894   | 6   | 250  | 322  |



# SQUARE

## 9045-B

## SQUARE




- Punched out of quality steel in a single piece for true 90° precision, may be used for accurate marking of 45° and 90° angles
- Remains well balanced and stable when placed on the surface
- Easy-to-read scale appears on both sides
- Black finish, covered by rust-preventing lacquer

|            | <br>731151 |   |     |     |
|------------|------------|---|-----|-----|
| 9045-B-200 | 8012175    | 6 | 200 | 140 |
| 9045-B-250 | 8012182    | 6 | 250 | 200 |
| 9045-B-300 | 8012199    | 6 | 300 | 225 |
| 9045-B-400 | 8178123    | 1 | 400 | 245 |

## 9048

## SQUARE




- Carpenters square with the addition of a sliding marker over the measuring scale for ease of marking repetitive measurements
- Accuracy 1 mm/1 m
- A moving pin that allows you to place the square on the work piece edge without it dropping down, this makes single handed work much easier

|          | <br>731415 |    |     |     |
|----------|------------|----|-----|-----|
| 9048-200 | 0138159    | 10 | 200 | 230 |
| 9048-250 | 0138166    | 10 | 250 | 260 |
| 9048-300 | 0138173    | 10 | 300 | 290 |
| 9048-350 | 0180349    | 10 | 350 | 310 |
| 9048-400 | 0138180    | 10 | 400 | 325 |

## 3085

## SQUARE



- Construction square for layout and setting up






|           | <br>841334 |   | A<br>mm | B<br>mm | C<br>mm | D<br>mm |      |
|-----------|------------|---|---------|---------|---------|---------|------|
| 308504000 | 5035156    | 1 | 400     | 200     | 30      | 30      | 670  |
| 308505000 | 5035194    | 1 | 500     | 250     | 30      | 30      | 855  |
| 308506000 | 5035163    | 1 | 600     | 300     | 30      | 30      | 1020 |
| 308508000 | 5035170    | 1 | 800     | 400     | 30      | 30      | 1370 |
| 308510000 | 5035187    | 1 | 1000    | 500     | 30      | 30      | 1720 |

**CS**

**COMBINATION SQUARE**



- Sliding combination square, metric and imperial marking on ruler
- Can mark 90° and 45°
- Adjustable depth for repetition marking and scribing
- Built in level bubble for approximate marking and a metal scriber contained in the end

|  | <br>731415 |  |  |  |
|---|---|---|---|---|
| CS150   | 0125241   | 12  | 150   | 175   |
| CS300   | 0125258   | 12  | 300   | 375   |
| CS400   | 0125265   | 12  | 400   | 410   |







**PENCIL AND SCRIBERS** 

**P-HB**

**PENCIL**



- HB grade pencil
- Rectangular shape with chamfered edges
- P-HB is a box of 25 pencils
- PENCIL-200-DISP is a wire cage of 200 pencils

|  | <br>731415 |  |  |  |  |
|---|---|---|---|---|---|
| P-HB  | 0125272   | 25  | 180   | 25  | 10  |
| PENCIL-200-DISP   | 0125227   | 1   | 180   | 200   | 2890  |

**1177-SCRIBE**

**SCRIBERS**



- Chrome-vanadium steel
- 70° offset scriber

|  | <br>731415 |  |  |
|---|--|---|---|
| 1177-SCRIBE   | 0120550  | 5   | 20  |





# PENCIL AND SCRIBERS

## 1178-SCRIBE

### SCRIBERS



- Tungsten carbide fixed point scriber
- With pocket clip

|             |            |   |       |
|-------------|------------|---|-------|
|             | <br>731415 |   | <br>g |
| 1178-SCRIBE | 0120567    | 5 | 30    |

## 1179-SCRIBE

### SCRIBERS



- Scriber with interchangeable carbide point
- Tip diameter 2.5 mm
- Body diameter 8 mm
- Overall length 150 mm
- Comes with pocket clip
- Spare tips - 1179-TIPS

|             |            |   |       |
|-------------|------------|---|-------|
|             | <br>731415 |   | <br>g |
| 1179-SCRIBE | 0120574    | 5 | 20    |
| 1179-TIPS   | 0120581    | 1 | 5     |



1150D

CALIPERS



- Digital caliper of stainless steel with mm and inch range from 0 - 150 mm in 0.01 mm increments
- Depth gauge including limit and peak measurements
- Comes in protective box

|       |            |   |           |       |
|-------|------------|---|-----------|-------|
|       | <br>731151 |   | <br>mm    | <br>g |
| 1150D | 8276614    | 1 | 250x90x25 | 290   |

1150

CALIPERS




- 150 mm caliper
- Self locking sliding mechanism
- Can measure internal, external and depth

|             |            |    |          |       |
|-------------|------------|----|----------|-------|
|             | <br>731415 |    | <br>mm   | <br>g |
| 1150-1/2H/P | 0129263    | 10 | 235x75x9 | 185   |

1544

FEELER GAUGES



- Professional feeler gauges
- Includes 26 blades 0.03 mm to 0.1 mm in 0.01 mm increments and 0.10 mm to 1.0 mm in 0.05 mm increments

|      |            |   |        |       |
|------|------------|---|--------|-------|
|      | <br>731151 |   | <br>mm | <br>g |
| 1544 | 8276560    | 1 | 76     | 77    |

1547

FEELER GAUGES



- Professional feeler gauges
- Includes 20 blades in sizes 0.05 mm to 1.00 mm

|      |            |   |        |       |
|------|------------|---|--------|-------|
|      | <br>731151 |   | <br>mm | <br>g |
| 1547 | 8276577    | 1 | 100    | 93    |

# DECORATING TOOLS

---

Bahco decorating tools have been designed to be easy to use, but tough enough for any application.

Scrapers, trowels, plasterer's rails, rasps, setting tools, trim cutters, punching tools and lifters all combine to achieve the best professional results.

The Bahco ERGO™ scrapers are ideal for all kinds of materials, from soft wood to hard steel or concrete.

Even the toughest task is not a problem as the blades are made from one of the hardest materials on earth: cemented carbide.

# Chapter Index

---

|                   |         |
|-------------------|---------|
| SCRAPERS          | 952-955 |
| CABINET SCRAPERS  | 955     |
| RASPS             | 956     |
| DRYWALL TOOLS     | 956-964 |
| MASONRY TROWELS   | 965-968 |
| PLASTERER'S RAILS | 969     |
| SETTING TOOLS     | 970     |
| TRIM CUTTERS      | 970     |
| PUNCHING TOOLS    | 971     |

# SCRAPERS



Easily exchangeable blades. Both 50 mm and 65 mm blades can be used.




Convex shape reduces the risk of scratching the surface.



The blade is easily turnable.



The triangular blade has a convex shape which reduces the risk of scratching the surface.





The triangular blade is easily turnable to give three edges.





The slim front end allows the scraper to be used in narrow spaces.





**BAHCO 665** with a two-handed grip for heavy duty scraping. The ergonomic two-handed grip has ample space for all your fingers and provides excellent working comfort regardless of how the scraper is turned during use.



**BAHCO 650** for universal use.






**BAHCO 625** with a precision handle and a thumb grip, this scraper is very easy and comfortable to use for detailed and demanding tasks. Bahco 625 comes with a practical holster, so it is always to hand.



Cemented carbide is one of the hardest and most wear resistant materials on earth, topped only by diamond and ceramic. Cemented carbide is 2.5 times harder than hardened steel and much more resistant to wear. Bahco cemented carbide blades last at least 50 times longer than conventional steel blades.

Cemented carbide blades work beautifully on simple jobs such as scraping paint off a wood surface, but the hard cemented carbide blades can also easily handle the tougher jobs where steel scraper would not be effective, like scraping rust off fence posts.



Cemented carbide blades do not need to be sharpened.



449



625-ROUND


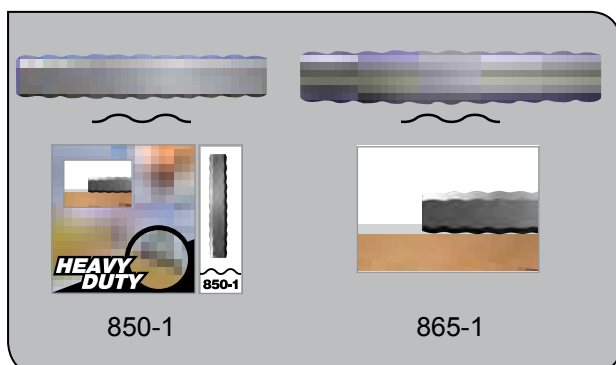


625-PEAR

The wave-shaped blade with its patented design is capable of scraping up to 10 times more paint than a conventional blade and is therefore ideal for jobs like scraping thick layers of paint. This blade will also keep its sharpness up to 50 times longer than a conventional blade and can be used effectively on wood, metal and concrete surfaces. To be used with scrapers 650 and 665.



625-DROP





# SCRAPERS

625

## SCRAPERS

ergo®



- Paint scraper developed according to the scientific ERGO™ process
- Specially designed for precision work such as scraping windows, moulding and narrow corners
- Carbide blades suitable for scraping paint, glue, varnish and rust off wood, metal, concrete etc.
- 2-component handle for better grip and comfort
- Can be fitted with profile blades 625-ROUND, 625-DROP and 625-PEAR
- Fitted with triangular 449 blade with holster
- Designed for convenient storage in a pocket or on a belt
- Narrow front with precision thumb grip

|     |            |   |        |       |
|-----|------------|---|--------|-------|
|     | <br>731151 |   | <br>mm | <br>g |
| 625 | 8221614    | 5 | 25     | 107   |

650

## SCRAPERS

ergo®



- Paint scraper developed according to the scientific ERGO™ process
- Developed and designed for universal use
- Carbide blades suitable for scraping paint, glue, varnish and rust off wood, metal, concrete etc
- 2-component handle for better grip and comfort
- Fitted with 442 blade
- Slim scraper head for better access in confined spaces

|     |            |   |        |       |
|-----|------------|---|--------|-------|
|     | <br>731151 |   | <br>mm | <br>g |
| 650 | 8221591    | 5 | 50     | 158   |

665

## SCRAPERS

ergo®



- Paint scraper developed according to the scientific ERGO™ process
- Heavy duty scraper
- The two hand grip makes it a powerful choice for scraping large areas
- Carbide blades suitable for scraping paint, glue, varnish and rust off wood metal concrete etc.
- 2-component handle for better grip and comfort
- Fitted with 451 blade
- Slim scraper head for better access in confined spaces

|     |            |   |        |       |
|-----|------------|---|--------|-------|
|     | <br>731151 |   | <br>mm | <br>g |
| 665 | 8221607    | 5 | 65     | 193   |



## 850 / 865



### SCRAPER BLADES

- For scraping on wood, metal and concrete
- Paint scraper blade with patented wave shaped edges
- With this edge design the scraper can remove up to 10 x more paint, compared to a straight blade
- Perfect for rough removal
- The cemented-carbide blade stays sharp and productive up to 50 x longer than a conventional steel blade
- The blades are double edged and fit the scrapers 650 and 665

|       | <br>731151 |    | <br>mm | <br>g |
|-------|------------|----|--------|-------|
| 850-1 | 8292737    | 10 | 50     | 6     |
| 865-1 | 8292744    | 10 | 65     | 8     |

## 449/442/451




### SCRAPER BLADES

- For scraping on wood, metal and concrete
- The cemented-carbide blade stays sharp and productive up to 50 x longer than a conventional steel blade
- The blades are precision-ground to a slightly convex shape that prevents the blade corners from scratching the work surface
- 442: double edged 50 mm for scrapers 650 and 440
- 451: double edged 65 mm for scrapers 665 and 450
- 449: triangular 25 mm for scrapers 625 and 448

|     | <br>731151 |    | <br>mm | <br>g |
|-----|------------|----|--------|-------|
| 449 | 8005337    | 10 | 25     | 6     |
| 442 | 8002848    | 10 | 50     | 6     |
| 451 | 8014506    | 10 | 65     | 10    |

## 625-



### SCRAPER BLADES

- For scraping on windows, frames and mouldings with different inverted radii
- Made of cemented carbide with superior sharpness, for scraping on wood, metal or concrete
- Can be turned 360° in the handle to find different radii or sharp points
- Outer diameter on round section is 17mm/2/3"
- Profile blades for scraper 625

|           | <br>731151 |    | <br>g |
|-----------|------------|----|-------|
| 625-DROP  | 8221638    | 10 | 3     |
| 625-PEAR  | 8221621    | 10 | 3     |
| 625-ROUND | 8221645    | 10 | 3     |





# SCRAPERS

## SCRAPER-SET2



## SCRAPER SET


- Paint scraper developed according to the scientific ERGO™ process
- Specially designed for precision work such as scraping windows, moulding and narrow corners
- Carbide blades suitable for scraping paint, glue, varnish and rust off wood, metal, concrete etc.
- 2-component handle for better grip and comfort
- Including the profile blades 625-ROUND, 625-DROP and 625-PEAR
- The 625, with its thin front and precision thumb grip, comes with 449 blade with holster
- The 650 comes with a 442 blade

|              | <br>731151 |   | <br>mm     | <br>g |
|--------------|------------|---|------------|-------|
| SCRAPER-SET2 | 8228613    | 1 | 265x145x50 | 400   |

625



650



625-DROP, 625-ROUND, 625-PEAR



## 2488

## KNIFE

- Ideal for many automotive/industrial applications like cutting textiles, fascia, headliner, carpet, rubber, plastics and cardboard
- 2-component handle for better grip
- Full length stainless steel blade for long lasting use
- Hook knife with 2-component handle for better grip
- Re-sharpen periodically with water stone. Easy to clean and resistant to most solvents

|      | <br>731151 |    | <br>mm | <br>g |
|------|------------|----|--------|-------|
| 2488 | 8276072    | 12 | 190    | 80    |



2489

## OTHER SCRAPERS



- For the application and smoothing of adhesives, putties and body dent fillers
- 2-component handle for better grip
- Putty knife with hardened stainless steel blade that extends through the handle

|      |            |    |        |             |       |
|------|------------|----|--------|-------------|-------|
|      | <br>731151 |    | <br>mm | <br>L<br>mm | <br>g |
| 2489 | 8276065    | 12 | 27     | 235         | 160   |

2491

## OTHER SCRAPERS



- Ideal for many automotive and industrial applications like cutting textiles, fascia, headliner, carpet, rubber, plastics and cardboard
- 2-component handle for better grip
- Single edge blade knife
- Easy to clean and resistant to most solvents
- Full length stainless steel blade for long lasting use
- Re-sharpen periodically with water stone


|      |            |    |             |       |
|------|------------|----|-------------|-------|
|      | <br>731151 |    | <br>L<br>mm | <br>g |
| 2491 | 8276096    | 12 | 210         | 60    |

# CABINET SCRAPERS



474

## CABINET SCRAPER



- Cabinet scraper for carpentry work such as smoothing wood surfaces and removing old paint
- Blade of cold-rolled, hardened and tempered chrome-nickel steel
- White plastic edge protector


|              |            |    |          |       |
|--------------|------------|----|----------|-------|
|              | <br>731151 |    | <br>mm   | <br>g |
| 474-125-0.60 | 8029050    | 10 | 125x0.60 | 55    |
| 474-125-0.80 | 8029869    | 10 | 125x0.80 | 70    |
| 474-150-0.60 | 8029876    | 10 | 150x0.60 | 70    |
| 474-150-0.80 | 8029883    | 10 | 150x0.80 | 80    |



## RASPS

250600010

### RASPS



- Dry wall plane for plasterboard edge preparation
- 250600010 spare blade

|           | <br>841334 |   | <br>L<br>mm | <br>g |
|-----------|------------|---|-------------|-------|
| 250602550 | 5130301    | 1 | 0.255       | 345   |
| 250600010 | 5130318    | 5 | 0.255       | 40    |

250703000

### RASPS



- Plasterboard edge chamfer plane

|           | <br>841334 |   | <br>L<br>mm | <br>g |
|-----------|------------|---|-------------|-------|
| 250703000 | 5129008    | 1 | 0.3         | 740   |



## DRYWALL TOOLS

2155

### PAINT SCRAPERS



- Wooden handle
- Flexible carbon steel blade

|           | <br>841334 |    | A<br>mm | B<br>mm | <br>g |
|-----------|------------|----|---------|---------|-------|
| 215500400 | 5122627    | 10 | 40      | 210     | 65    |
| 215500500 | 5122641    | 10 | 50      | 215     | 75    |
| 215500600 | 5122665    | 10 | 60      | 220     | 76    |
| 215500700 | 5122689    | 10 | 70      | 230     | 87    |
| 215500800 | 5122702    | 10 | 80      | 235     | 90    |
| 215501000 | 5122726    | 10 | 100     | 245     | 95    |







2156

PAINT SCRAPERS




- Wooden handle
- Flexible stainless steel blade






|  | <br>841334 |  | A<br>mm | B<br>mm | <br>g |
|---|---|---|---------|---------|--|
| 215600400   | 5122740   | 10  | 40      | 210     | 70   |
| 215600600   | 5122764   | 10  | 60      | 220     | 80   |
| 215600800   | 5122788   | 10  | 80      | 235     | 100  |
| 215601000   | 5122801   | 10  | 100     | 245     | 110  |

2165

PAINT SCRAPERS

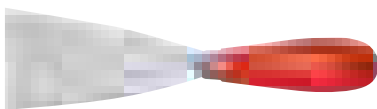


- Plastic handle scraper
- Rigid blade

|  | <br>841334 |  | A<br>mm | B<br>mm | <br>g |
|---|---|---|---------|---------|--|
| 216500300   | 5407274   | 10  | 30      | 185     | 85   |
| 216500500   | 5407281   | 10  | 50      | 185     | 90   |
| 216500750   | 5407298   | 10  | 75      | 205     | 110  |
| 216501000   | 5407304   | 10  | 100     | 205     | 125  |





216

PAINT SCRAPERS



- Plastic handle scraper
- Flexible carbon steel blade



|  | <br>841334 |  | A<br>mm | B<br>mm | <br>g |
|---|---|---|---------|---------|--|
| 216000300   | 5403658   | 10  | 30      | 220     | 50   |
| 216000400   | 5403665   | 10  | 40      | 220     | 60   |
| 216000500   | 5403672   | 10  | 50      | 220     | 65   |
| 216000600   | 5403689   | 10  | 60      | 220     | 70   |
| 216000700   | 5403696   | 10  | 70      | 220     | 75   |
| 216000800   | 5403702   | 10  | 80      | 220     | 80   |
| 216000900   | 5403719   | 10  | 90      | 220     | 85   |
| 216001000   | 5403726   | 10  | 100     | 220     | 90   |
| 216001200   | 5403740   | 10  | 120     | 220     | 100  |







## 2150

### PAINT SCRAPERS



- 2-component handle
- Flexible carbon steel blade



|  | <br>841334 |  | A<br>mm | B<br>mm | <br>g |
|---|---|--|---------|---------|--|
| 215000030   | 5131971   | 10   | 30      | 220     | 60   |
| 215000040   | 5131988   | 10   | 40      | 220     | 60   |
| 215000050   | 5131995   | 10   | 50      | 220     | 65   |
| 215000060   | 3557944   | 10   | 60      | 220     | 65   |
| 215000070   | 5132008   | 10   | 70      | 220     | 70   |
| 215000080   | 5132015   | 10   | 80      | 220     | 70   |
| 215000090   | 5132022   | 10   | 90      | 220     | 80   |
| 215000100   | 5132039   | 10   | 100     | 220     | 80   |
| 215000120   | 5132046   | 10   | 120     | 220     | 85   |





## 2161

### PAINT SCRAPERS




- 2-component handle
- Flexible stainless steel blade



|  | <br>841334 |  | A<br>mm | B<br>mm | <br>g |
|---|---|--|---------|---------|--|
| 216100040   | 5132053   | 10   | 40      | 220     | 70   |
| 216100060   | 5132091   | 10   | 60      | 220     | 77   |
| 216100080   | 5132060   | 10   | 80      | 220     | 91   |
| 216100100   | 5132077   | 10   | 100     | 220     | 94   |
| 216100120   | 5132084   | 10   | 120     | 220     | 99   |





## 219

### FILLING SCRAPERS



- Wooden handle
- Tempered steel blade




|  | <br>841334 |  | A<br>mm | B<br>mm | <br>g |
|---|---|--|---------|---------|--|
| 219001000   | 5029865   | 5  | 100     | 235     | 125  |
| 219001200   | 5029872   | 5  | 120     | 235     | 156  |
| 219001400   | 5029889   | 5  | 140     | 235     | 208  |
| 219001600   | 5029896   | 5  | 160     | 235     | 208  |
| 219002000   | 5029902   | 5  | 200     | 235     | 210  |







2192

FILLING SCRAPERS




- Wooden handle
- Stainless steel blade






|  | <br>841334 |  | A<br>mm | B<br>mm | <br>g |
|---|---|---|---------|---------|--|
| 219201000   | 5029667   | 5   | 100     | 235     | 134  |
| 219201200   | 5029674   | 5   | 120     | 235     | 152  |
| 219201400   | 5029681   | 5   | 140     | 235     | 176  |
| 219201600   | 5029698   | 5   | 160     | 235     | 200  |
| 219202000   | 5029704   | 5   | 200     | 235     | 250  |

2193

FILLING SCRAPERS



- Wooden handle
- Stainless steel sheet blade





|  | <br>841334 |  | <br>L<br>mm | <br>g |
|---|---|---|--|--|
| 219302500   | 5129466   | 1   | 250  | 240  |
| 219303000   | 5129473   | 1   | 300  | 270  |
| 219303500   | 5129480   | 1   | 350  | 305  |

2212

GLUE COMB SCRAPERS



- Wooden handle
- Triangular toothing

|  | <br>841334 |  | A<br>mm | B<br>mm | <br>g |
|---|---|---|---------|---------|--|
| 221201200   | 5029711   | 5   | 130     | 120     | 106  |
| 221202000   | 5029728   | 5   | 130     | 200     | 164  |
| 221203000   | 5029735   | 5   | 130     | 300     | 195  |







# DRYWALL TOOLS

2213

## GLUE COMB SCRAPERS



- Wooden handle
- Square tothing

|  | <br>841334 |  | A<br>mm | B<br>mm | <br>g |
|---|---|--|---------|---------|--|
| 221301200   | 5029742   | 5  | 130     | 120     | 100  |
| 221302000   | 5029759   | 5  | 130     | 200     | 140  |
| 221303000   | 5029766   | 5  | 130     | 300     | 195  |

202

## TROWELS



- Wooden handle
- Flat trowel






|  | <br>841334 |  | <br>mm | <br>g |
|---|---|--|---|--|
| 202030180   | 5400770   | 5  | 300x180   | 425  |

204

## TROWELS



- Wooden handle
- Rectangular shape

|  | <br>841334 |  | <br>mm | <br>g |
|---|---|--|---|--|
| 204030150   | 5400855   | 5  | 300x150   | 402  |
| 204030160   | 5400862   | 5  | 300x160   | 436  |
| 204030180   | 5400879   | 5  | 300x180   | 470  |
| 204050130   | 5097970   | 6  | 500x130   | 740  |

209

## TROWELS



- Wooden handle
- Serrated teeth on two edges

|  | <br>841334 |  | <br>mm | <br>g |
|---|---|--|---|--|
| 209027040   | 5400947   | 5  | 270x115   | 400  |








## 2092

### TROWELS



- Wooden handle
- Serrated teeth on two edges

|  | <br>841334 |  | <br>mm | A<br>mm | B<br>mm | <br>g |
|---|---|--|---|---------|---------|--|
| 209227060   | 5400961   | 5  | 275x115   | 6       | 6       | 350  |
| 209228100   | 5099233   | 5  | 280x130   | 10      | 10      | 440  |
| 209250100   | 5099585   | 6  | 500x130   | 10      | 10      | 620  |

## 2045

### TROWELS



- Wooden handles
- Particularly suitable for plastering



|  | <br>841334 |  | <br>mm | <br>g |
|---|---|--|---|--|
| 204530140   | 5097918   | 5  | 300x140   | 365  |
| 204550130   | 5097956   | 6  | 500x130   | 690  |

## 2094

### TROWELS



- 2-component handle
- Open and welded handle
- 209428100: Inox






|  | <br>841334 |  | <br>mm | <br>g |
|---|---|--|---|--|
| 209428000   | 5122450   | 6  | 280x120   | 365  |
| 209428100   | 5122474   | 6  | 280x120   | 406  |

## 211

### TROWELS



- Flat plastic trowel
- Polystyrene handle

|  | <br>841334 |  | <br>mm | <br>g |
|---|---|--|---|--|
| 211035180   | 5000147   | 5  | 350x180   | 416  |
| 211042210   | 5000154   | 5  | 420x210   | 652  |
| 211050230   | 5000161   | 5  | 500x230   | 796  |





2120

## TROWELS

- Polystyrene trowel with hanging clip




|           | <br>841334 |   | <br>mm  | <br>g |
|-----------|------------|---|---------|-------|
| 212027180 | 5000178    | 5 | 270x180 | 270   |
| 212033220 | 5129435    | 8 | 330x220 | 423   |

213

## TROWELS

- Polystyrene trowel with a pointed tip



|           | <br>841334 |   | A<br>mm | B<br>mm | <br>g |
|-----------|------------|---|---------|---------|-------|
| 213026140 | 5000185    | 5 | 265     | 140     | 223   |

2122

## TROWELS

- Grout trowel
- Rubber base
- Handle is made of an anti-shock polystyrene
- 10 mm thick base aids the removal of excess grout between joints



|           | <br>841334 |   | <br>mm  | <br>g |
|-----------|------------|---|---------|-------|
| 212202500 | 5110266    | 6 | 250x110 | 346   |

2123

## TROWELS

- Foam base trowel
- Synthetic sponge base
- 30 mm thick base



|           | <br>841334 |   | <br>mm  | <br>g |
|-----------|------------|---|---------|-------|
| 212302900 | 5110280    | 6 | 290x150 | 233   |



2125

## TROWELS



- Hard rubber grout float
- The polyurethane handle is attached to an aluminium plate holding the rubber base

|           |                   |   |               |          |
|-----------|-------------------|---|---------------|----------|
|           |                   |   |               |          |
| 212502150 | 841334<br>5110303 | 6 | 215x135<br>mm | 318<br>g |

2126

## TROWELS



- Soft rubber grout float
- A polyurethane handle

|           |                   |   |               |          |
|-----------|-------------------|---|---------------|----------|
|           |                   |   |               |          |
| 212602150 | 841334<br>5110327 | 6 | 215x135<br>mm | 287<br>g |
| 212602800 | 5129404           | 6 | 280x140<br>mm | 328<br>g |

2127

## SCRIBE



- Aluminium plastering scribe

|           |                   |   |                 |          |
|-----------|-------------------|---|-----------------|----------|
|           |                   |   |                 |          |
| 212704350 | 841334<br>5122184 | 6 | 435x90x17<br>mm | 990<br>g |

2504

## LIFTERS



- Plaster board lifter
- Uploading weight 65 kg
- Uploading height 3.3 m
- Folding tripod base


|           |                   |   |                        |         |
|-----------|-------------------|---|------------------------|---------|
|           |                   |   |                        |         |
| 250400000 | 841334<br>5129374 | 1 | 15000x15000x9000<br>mm | 37<br>g |



# DRYWALL TOOLS

2500

## LIFTERS




- Plaster board transporter
- Iron construction

|           |            |   |             |       |
|-----------|------------|---|-------------|-------|
|           | <br>841334 |   | <br>L<br>mm | <br>g |
| 250005000 | 5129381    | 1 | 500         | 1780  |

2501

## LIFTERS



- Plaster board lifter
- Iron construction
- Special design allows small height adjustments of board

|           |            |   |             |       |
|-----------|------------|---|-------------|-------|
|           | <br>841334 |   | <br>L<br>mm | <br>g |
| 250103000 | 5129398    | 1 | 300         | 935   |

2502

## LIFTERS

- Iron crib lock



|           |            |   |             |       |
|-----------|------------|---|-------------|-------|
|           | <br>841334 |   | <br>L<br>mm | <br>g |
| 250207980 | 5129367    | 1 | 798         | 2105  |



## 2301

### MASONRY TROWELS



- Forged in one piece
- Tempered
- Catalan model






|  | <br>841334 |  | <br>mm | <br>g |
|---|---|---|---|--|
| 2301A0000   | 5091282   | 6   | 145x110   | 416  |
| 2301B0000   | 5091305   | 6   | 160x115   | 432  |
| 2301C0000   | 5091329   | 6   | 175x125   | 523  |

## 2301MB

### MASONRY TROWELS



- 2-component handle
- Forged in one piece
- Catalan model






|  | <br>841334 |  | <br>mm | <br>g |
|---|---|---|---|--|
| 2301AMB00   | 5118101   | 6   | 145x110   | 423  |
| 2301BMB00   | 5118125   | 6   | 160x115   | 465  |
| 2301CMB00   | 5118149   | 6   | 175x125   | 546  |

## 2302

### MASONRY TROWELS



- Forged in one piece
- Tempered
- Northern model

|  | <br>841334 |  | <br>mm | <br>g |
|---|---|---|---|--|
| 2302A0000   | 5091343   | 6   | 180x110   | 370  |
| 2302B0000   | 5091367   | 6   | 180x115   | 375  |
| 2302C0000   | 5091381   | 6   | 190x125   | 393  |








# MASONRY TROWELS

## 2302MB

### MASONRY TROWELS






- 2-component handle
- Forged in one piece
- Tempered
- Northern model

|  | <br>841334 |  | <br>mm | <br>g |
|---|---|--|---|--|
| 2302AMB00   | 5118163   | 6  | 180x110   | 391  |
| 2302BMB00   | 5118187   | 6  | 180x125   | 456  |
| 2302CMB00   | 5118200   | 6  | 190x115   | 406  |

## 2303

### MASONRY TROWELS






- Forged in one piece
- Tempered
- Madrid model

|  | <br>841334 |  | <br>mm | <br>g |
|---|---|--|---|--|
| 2303B0000   | 5091404   | 6  | 110x68  | 120  |
| 2303D0000   | 5091428   | 6  | 135x78  | 184  |
| 2303F0000   | 5091442   | 6  | 165x93  | 265  |
| 2303H0000   | 5091466   | 6  | 190x103   | 318  |
| 2303J0000   | 5091480   | 6  | 215x113   | 377  |
| 2303K0000   | 5091503   | 6  | 228x117   | 415  |
| 2303L0000   | 5091527   | 6  | 240x122   | 428  |

## 2303MB

### MASONRY TROWELS





- 2-component handle
- Forged in one piece
- Tempered
- Madrid model

|  | <br>841334 |  | <br>mm | <br>g |
|---|---|--|---|--|
| 2303FMB00   | 5118040   | 6  | 165x93  | 300  |
| 2303HMB00   | 5118064   | 6  | 190x103   | 348  |
| 2303JMB00   | 5118088   | 6  | 215x113   | 400  |

## 2304

### MASONRY TROWELS

- Forged in one piece
- Tempered
- Sevilla model

|  | <br>841334 |  | <br>mm | <br>g |
|---|---|--|---|--|
| 2304A0000   | 5091541   | 6  | 180x110   | 351  |
| 2304C0000   | 5091565   | 6  | 200x118   | 423  |



## 2304MB



### MASONRY TROWELS

- 2-component handle
- Forged in one piece
- Tempered
- Sevilla model

|           |        |   |         |     |
|-----------|--------|---|---------|-----|
|           |        |   |         |     |
| 2304CMB00 | 841334 | 6 | 200x118 | 463 |

## 2307



### MASONRY TROWELS

- Forged in one piece
- Tempered bay leaf blade

|           |         |   |        |     |
|-----------|---------|---|--------|-----|
|           |         |   |        |     |
| 230713500 | 5091589 | 6 | 135x60 | 135 |

## 2307MB



### MASONRY TROWELS

- 2-component handle
- Forged in one piece
- Tempered bay leaf blade

|           |         |   |        |     |
|-----------|---------|---|--------|-----|
|           |         |   |        |     |
| 2307135MB | 5118248 | 6 | 135x60 | 193 |

## 2308



### MASONRY TROWELS

- Forged in one piece
- Tempered sharp tipped blade


|           |         |   |         |     |
|-----------|---------|---|---------|-----|
|           |         |   |         |     |
| 2308A0000 | 5091602 | 6 | 120x70  | 170 |
| 2308B0000 | 5091626 | 6 | 150x100 | 185 |



# MASONRY TROWELS

2309

## MASONRY TROWELS

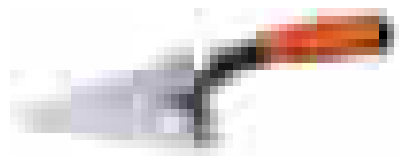


- Forged in one piece
- Tempered round pointed blade

|   |   |  |   |  |
|---|---|--|---|--|
|  | <br>841334 |  | <br>mm | <br>g |
| 230912500   | 5091640   | 6  | 125x75  | 176  |

2309MB

## MASONRY TROWELS

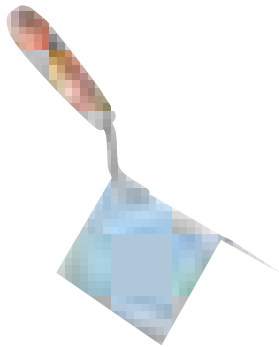


- 2-component handle
- Forged in one piece
- Tempered round pointed blade

|  |  |   |  |   |
|--|--|---|--|---|
|  | <br>841334 |  | <br>mm | <br>g |
| 2309125MB  | 5118224  | 6   | 125x75   | 186   |

2360

## MASONRY TROWELS




- Stainless steel trowel
- Ideal for outside corners
- For finishing and retouching in plaster
- A riveted wooden handle

|   |   |  |   |  |
|---|---|--|---|--|
|  | <br>841334 |  | <br>mm | <br>g |
| 236001200   | 5129077   | 6  | 120x97x97   | 220  |

2361

## MASONRY TROWELS




- Stainless steel trowel
- Ideal for inside corners
- Riveted wooden handle

|   |   |  |   |  |
|---|---|--|---|--|
|  | <br>841334 |  | <br>mm | <br>g |
| 236101200   | 5129060   | 6  | 120x97x97   | 220  |








## 2145xxxD



### PLASTERER'S RAILS

- Plasterer's rail
- Wooden handle
- Flat and serrated






|  | <br>841334 |  | <br>mm | <br>g |
|---|---|---|---|--|
| 2145020D0   | 5097994   | 1   | 275x35x20   | 170  |
| 2145025D0   | 5098007   | 1   | 275x35x25   | 215  |
| 2145030D0   | 5098014   | 1   | 275x35x30   | 240  |
| 2145035D0   | 5098021   | 1   | 275x35x35   | 270  |

## 2145xxxL



### PLASTERER'S RAILS

- Plasterer's rail
- Wooden handle
- Flat






|  | <br>841334 |  | <br>mm | <br>g |
|---|---|---|---|--|
| 2145020L0   | 5098045   | 1   | 275x35x20   | 170  |
| 2145025L0   | 5098052   | 1   | 275x35x25   | 200  |
| 2145030L0   | 5098069   | 1   | 275x35x30   | 240  |
| 2145035L0   | 5098076   | 1   | 275x35x35   | 268  |

## 2145xxxC



### PLASTERER'S RAILS

- Plasterer's rail
- Wooden handle
- Curved


|  | <br>841334 |  | <br>mm | <br>g |
|---|---|---|---|--|
| 2145025C0   | 5098083   | 1   | 225x35x20   | 165  |
| 2145039C0   | 5098090   | 1   | 210x35x39   | 220  |





## SETTING TOOLS

250501800



### SETTING TOOLS

- For setting fixings into hollow walls

|           |            |   |        |       |
|-----------|------------|---|--------|-------|
|           | <br>841334 |   | <br>mm | <br>g |
| 250501800 | 5128964    | 1 | 180    | 765   |

250502450



### SETTING TOOLS

- For setting fixings into hollow walls

|           |            |   |        |       |
|-----------|------------|---|--------|-------|
|           | <br>841334 |   | <br>mm | <br>g |
| 250502450 | 5128957    | 1 | 245    | 780   |



## TRIM CUTTERS

8640




### TRIM CUTTERS

- Variable angle trim cutter

|           |            |   |        |       |
|-----------|------------|---|--------|-------|
|           | <br>841334 |   | <br>mm | <br>g |
| 864002450 | 5129022    | 1 | 245    | 400   |

8641



### TRIM CUTTERS

- Adjustable trim cutter
- Replacable blade

|           |            |   |        |       |
|-----------|------------|---|--------|-------|
|           | <br>841334 |   | <br>mm | <br>g |
| 864102400 | 5129015    | 1 | 245    | 355   |



671002600

PUNCHING TOOLS




- Punching tools for joining together dry lining walls
- Dipped handle for comfort

|           |            |   |             |       |
|-----------|------------|---|-------------|-------|
|           | <br>841334 |   | <br>L<br>mm | <br>g |
| 671002600 | 5128971    | 1 | 260         | 735   |

671002850

PUNCHING TOOLS



- Punching tools for joining together dry lining walls
- Dipped handle for comfort

|           |            |   |             |       |
|-----------|------------|---|-------------|-------|
|           | <br>841334 |   | <br>L<br>mm | <br>g |
| 671002850 | 5128988    | 1 | 285         | 680   |

# HAND ACTUATED SAWS

---

Bahco's wide range of handsaws, bowsaws, and special saws covers all applications and meets users' every need.

Sawing has never been the same since Bahco introduced the innovative Handsaw System. It is a revolutionary and professional approach to using a saw - the comfortable Bahco ERGO™ handle combined with numerous interchangeable Bahco saw blades create a flexible system.

In 1969 Bahco pioneered a new technique for cutting metal, combining the characteristics of spring steel with wear-resistant, high-speed steel. The two materials are welded together in a high vacuum environment, the teeth are then milled from the high-speed steel, with the support of the tough and very flexible spring steel on the back.

The same technique is applied to Sandflex® bandsaw blades, power and hand hacksaw blades, holesaws and reciprocating sawblades.

# Chapter Index

---


|                                    |           |
|------------------------------------|-----------|
| HAND HACKSAW FRAMES                | 982-985   |
| HAND HACKSAW BLADES                | 986-988   |
| HANSAW WITH INTERCHANGEABLE BLADES | 989-993   |
| SUPERIOR™ HANDSAWS                 | 993-995   |
| PROFCUT™ HANDSAWS                  | 996-1003  |
| PRIZECUT™ HANDSAWS                 | 1004-1005 |
| OTHER HANDSAWS                     | 1006-1007 |
| MITRE BOX                          | 1008      |
| COPING SAWS                        | 1009      |
| FRET SAWS AND BLADES               | 1010-1011 |
| BOWSAWS                            | 1012-1014 |
| BOWSAW BLADES                      | 1015      |

---

# HAND HACKSAW BLADES


Bahco was the first to introduce bi-metal hacksaw blades using the Sandflex® technology. For decades, people around the world have been choosing Sandflex® hacksaw blades for their superior performance, their fast cut and their increased longevity.

Practically shatterproof, the Sandflex® hacksaw blade is continually improved to make it cut even quicker and last even longer, so that users get the most out of every blade, everyday.



## THICKER BLADE

Blade thickness has been increased by 3.5% providing 11% additional stability in the cut for the user. This means increased comfort and makes it easier to cut, achieving better performance under low tension.



## WELL RECOGNISED LAYOUT

Our end users clearly identify the Sandflex® layout as a guarantee of quality. The improved layout easily indicates that you now have the latest, thicker Sandflex® hacksaw blade.



## COUNTERFEIT PROTECTION

All genuine Sandflex® hacksaw blades carry an embossed fish & hook on each blade. Placed every 20 cm, some blades can carry two embossed stamps.






# HAND HACKSAW FRAMES



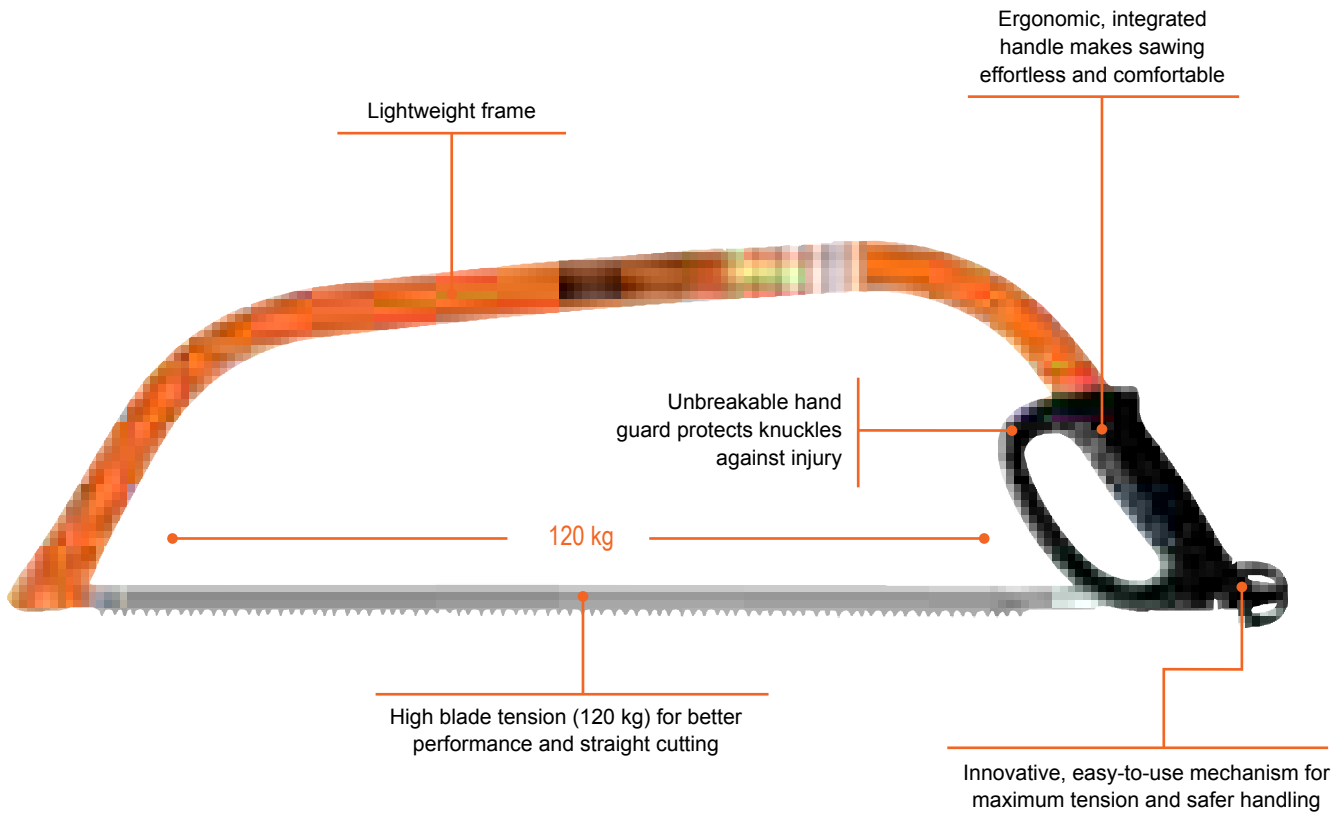
A professional hacksaw frame ergonomically designed with very high blade tension for straight, accurate and exact kerfs. Centred blade for correct balance and spring tensioned blade loading mechanism for quick blade changes. Alternative 55°

blade mounting for flush cutting. Supplied with the reliable and shatterproof Sandflex® 3906 bi-metal blade 24 TPI (teeth per inch) with excellent cutting performance.



Bahco has a wide range of hacksaw frames for all blades and any job, for both conventional and mini hacksaws. A hacksaw frame must be as rigid as possible to ensure the blade is tensioned sufficiently to deliver a straight cut.

# BOWSAWS



## TWO DIFFERENT TOOTHINGS ACCORDING TO THE APPLICATION

### 51: PEG TOOTHING FOR MATURE AND DRY WOOD



- Triangular set teeth, tips pointing downwards
- Bevel-filed and high-frequency hardened with sharp edges on both sides
- Hardpoint
- Every third gullet extended for high chip removal
- Cuts on both push and pull stroke
- Specifically designed for fast and effective cutting of mature and dry wood



### 23: RAKER TOOTHING FOR LIVE AND GREEN WOOD



- Triangular set teeth, tips pointing downwards
- Bevel-filed and high-frequency hardened with sharp edges on both sides
- Hardpoint
- Every fifth tooth is raker and unset, functioning like a chisel to remove the chips
- Cuts on both push and pull stroke



# THE INSULATION SAW

## PC-22-INS 22"/550 mm handsaw with waved tothing

The ProfCut™ Insulation handsaw is the ultimate way to cut all sorts of insulation materials.

### Blade-thickness


0.83 mm thick, giving the same kind of stability as other saws in the ProfCut™ and PrizeCut™ ranges

### Re-sharpenable


with any regular knife sharpener

### WT-tothing

Especially designed for cutting insulation material. Each wave has a length of 15 mm



Mineral wool or Glass wool



EPS Expanded Polystyrene



Stone wool or Rock wool



XPS Extruded polystyrene



# BAHCO HANDSAW SYSTEM



## A revolutionary and professional approach to sawing

The comfortable Bahco ERGO™ handle with a wide range of interchangeable Bahco Superior™ saw blades to create a flexible system for all professional handsaw users.

The Bahco ERGO™ Process brings together R&D teams, ergonomists, industrial designers and professional hand tool users, to ensure the best possible user comfort.

### ERGO™ HANDSAW HANDLE

Asymmetric handle design with no pressure points to stop the hand sliding on the handle. Thermoplastic elastomer (TPE) for optimum friction and a warm feel, the position of the handle in relation to the blade teeth reduces sawing forces and increases efficiency.

Available for left or right-handed users  
in two sizes\* to suit your hand - medium and large.  
\*Left-handed handle available only in medium size.

### PATENTED LOCKING

Easy access to lever through opening in handle end.  
Long lever for easy locking and release of the saw blade.  
Security spring locks the lever

### INTERCHANGEABLE BLADE SYSTEM

Ten different blades in the famous Bahco Superior™ quality range.  
Covers all common applications.  
XT toothing and low-friction coating.

### COMFORT AND STABILITY

High-quality aluminium body provides rigidity as well as retaining and protecting the locking mechanism.  
Soft shapes and materials ensure comfortable use.  
High-quality blade locking system prevents play between handle and blade when assembled.  
Extended index finger support increases precision



# BAHCO HANDSAW SYSTEM



## EASY TO USE

Change the blade in a couple of seconds



Hold the handle horizontally and pull the lever.



First, connect the base of the blade to the base of the handle, then attach the rest of the blade.



Push the lever back until you hear a click. Secure the lever with the security spring. The blade is now safely in position.

## DIFFERENT HANDLES FOR DIFFERENT HANDS

EX-RM  
EX-RL  
EX-LL


Right-handed Medium  
Right-handed Large  
Left-handed Large

### SUPERIOR


|              | ① | ② | ③ | ④ | ⑤ | ⑥ |
|--------------|---|---|---|---|---|---|
| EX-24-XT7-C  | X |   |   |   |   |   |
| EX-22-XT7-C  | X |   |   |   |   |   |
| EX-22-XT9-C  |   | X |   |   |   |   |
| EX-19-XT9-C  |   | X |   |   |   |   |
| EX-20-XT11-C |   |   | X |   |   |   |
| EX-20-LAM-C  |   |   |   | X |   |   |
| EX16-GNP-C   |   |   |   |   |   | X |
| EX-14-TEN-C  |   |   | X |   |   |   |
| EX-14-VEN-C  |   |   | X |   |   |   |

### OTHER BLADES

|             |  |   |  |  |   |  |
|-------------|--|---|--|--|---|--|
| EX-22-PLS-C |  |   |  |  | X |  |
| EX-NPP-22   |  | X |  |  |   |  |
| EX-22-U7    |  | X |  |  |   |  |
| EX-244P-22  |  | X |  |  |   |  |



① Timber, wet and tanned wood.



② Dry wood, medium cutting.



③ Fine cutting in hard wood.



④ Laminate and wooden floors.



⑤ Plaster and particle boards.



⑥ General purpose.


## TOOTHING AND BLADES



XT-toothing. A mix of tooth-geometry and grinding angles, along with our hardening process, make the unique XT-toothing the ultimate choice for efficient and comfortable sawing.



Hardpoint  
Longer lasting.



GT-toothing. The supersharp GT-toothing is specially developed for high-performance cutting. The 3-sided ground-tooth form gives excellent results in all types of wood.



Low friction rust  
protective coating.



UT-toothing. The universal toothing is strong and hard-wearing, suitable for both rip and cross cutting in all types of wood.



Thicker blade gives  
more stability and  
precision.

# HANDSAWS



## CHOOSE THE RIGHT SAW FOR THE JOB

**The material to cut.** The choice of saw depends on the size, hardness and structure of the material that is to be cut.

**The quality of the cut.** When sawing to measure for a furniture repair job, you should choose a precision saw with small teeth. But for more rough-and-ready sawing, a longer saw with bigger teeth will give the best results.

**The length of the saw.** A saw with bigger teeth is required for tackling heavy material properly. It is best to make proper use of the cutting capacity of the teeth by sawing in long, vigorous strokes. A saw with big teeth ought to be fairly long, 550-650 mm

or 22-26 inches. A saw with medium-coarse teeth should also be long, for vigorous strokes; 450-550 mm or 18-22 inches is usual. For more precision work and saws with smaller teeth, the length of the saw makes little difference.

The selection table is helpful for choosing the correct saw for the job. It gives information on materials and features of saw blades and handles.



## A COMPLETE RANGE OF PROFESSIONAL HANDSAWS

### Superior™

The Superior™ handsaw cuts through almost anything made of wood and will stay sharp after years of use. This is due to the unique Hardpoint, XT-toothing, low-friction coating, extra thick blade for added stability and precision, and the ERGO™ handle.

### ProfCut™

Aimed at professional users, the ProfCut™ and ProfCut™+ handsaws feature the super-sharp Hardpoint GT-toothing. The low friction-coated ProfCut™+ handsaw makes sawing even easier. There is also a wide variety of ProfCut™ application handsaws ideal for cutting plywood, laminates, timber, plastics, plaster and concrete.

### PrizeCut™

PrizeCut™ is a robust and affordable handsaw with Hardpoint UT-toothing for cutting all types of wood. The single component solid handle is designed for long lasting use.

# HANDSAW SELECTION TABLE

There are a few things to consider when selecting the right saw for the job. The following steps and the table below will help you make the right choice.

- Step 1. Select saw model: Superior™, ProfCut™ or PrizeCut™
- Step 2. Select saw according to column 1 – Type of saw/material.
- Step 3. Select saw according to application – see column 5 and column 6 (length).

- Precision work: Use fine cut saws with small teeth from 9/10 to 15/16 teeth/points per inch. The length of the saw makes little difference.
- General work: Use medium cut saws with medium size teeth from 7/8 to 9/10 teeth/points per inch. The length should be 18-22 inches for vigorous, thrusting strokes.
- Rough work: Use coarse cut saws with large teeth with 7/8 teeth/points per inch. The length should be 22-26 inches for long, vigorous strokes.

## Superior™ GENERAL

| Type of saw/material | Art.Code        | EAN-code      | Pack Qty | BLADE                          |                |               |                      |                    | HANDLE             |  |
|----------------------|-----------------|---------------|----------|--------------------------------|----------------|---------------|----------------------|--------------------|--------------------|--|
|                      |                 |               |          | Application                    | Length inch/mm | Toothing/ TPI | Low friction coating | Thickness of blade | Type               |  |
| COARSE               | 2700-22-XT7-HP  | 7311518191672 | 4        | Timber, wet and tanalised wood | 22/550         | XT/7          | Yes                  | 1.03 mm            | ERGO™, 2-component |  |
| COARSE               | 2700-22-XT7-HP  | 7311518191672 | 4        | Timber, wet and tanalised wood | 22/550         | XT/7          | Yes                  | 1.03 mm            | ERGO™, 2-component |  |
| MEDIUM               | 2600-22-XT-HP   | 7311518160777 | 4        | Medium cutting                 | 22/550         | XT/9          | Yes                  | 1.03 mm            | ERGO™, 2-component |  |
| MEDIUM               | 2600-19-XT-HP   | 7311518160760 | 4        | Medium cutting                 | 19/475         | XT/9          | Yes                  | 1.03 mm            | ERGO™, 2-component |  |
| <b>Toolbox saw</b>   |                 |               |          |                                |                |               |                      |                    |                    |  |
| FINE                 | 2600-16-XT11-HP | 7311518239527 | 4        | Toolbox                        | 16/400         | XT/11         | Yes                  | 1.03 mm            | ERGO™, 2-component |  |
| <b>Laminate saw</b>  |                 |               |          |                                |                |               |                      |                    |                    |  |
| LAMINATOR™           | SUP-20-LAM      | 7311518258351 | 4        | Laminate and wood floors       | 20/500         | XT/11         | Yes                  | 0.93 mm            | ERGO™, 2-component |  |
| <b>Small saws</b>    |                 |               |          |                                |                |               |                      |                    |                    |  |
| Tenon                | 3180-14-XT11-HP | 7311518181390 | 4        | Tenon saw                      | 14/360         | XT/11         | Yes                  | 0.75 mm            | ERGO™, 2-component |  |
| Veneer               | 3240-14-XT11-HP | 7311518243005 | 4        | Veneer saw                     | 14/360         | XT/11         | Yes                  | 0.75 mm            | ERGO™, 2-component |  |
| Compass              | 3150-12-XT9-HP  | 7311518181406 | 4        | Compass saw                    | 12/300         | XT/9          | Yes                  | 1.03 mm            | ERGO™, 2-component |  |

## ProfCut™ GENERAL

| Type of saw/material             | Art.Code      | EAN-code      | Pack Qty | BLADE                      |                |                 |                      |                    | HANDLE      |  |
|----------------------------------|---------------|---------------|----------|----------------------------|----------------|-----------------|----------------------|--------------------|-------------|--|
|                                  |               |               |          | Application                | Length inch/mm | Toothing/ TPI   | Low friction coating | Thickness of blade | Type        |  |
| <b>ProfCut™+ base assortment</b> |               |               |          |                            |                |                 |                      |                    |             |  |
| MEDIUM                           | PCP-22-GT7    | 7311518263331 | 4        | Medium cutting             | 22/550         | GT/7            | Yes                  | 0.83 mm            | 2-component |  |
| MEDIUM                           | PCP-19-GT7    | 7311518263317 | 4        | Medium cutting             | 19/475         | GT/7            | Yes                  | 0.83 mm            | 2-component |  |
| FINE                             | PCP-22-GT9    | 7311518263348 | 4        | Fine cutting               | 22/550         | GT/9            | Yes                  | 0.83 mm            | 2-component |  |
| FINE                             | PCP-19-GT9    | 7311518263324 | 4        | Fine cutting               | 19/475         | GT/9            | Yes                  | 0.83 mm            | 2-component |  |
| <b>ProfCut™ base assortment</b>  |               |               |          |                            |                |                 |                      |                    |             |  |
| MEDIUM                           | PC-22-GT7     | 7311518263393 | 4        | Medium cutting             | 22/550         | GT/7            | No                   | 0.83 mm            | 2-component |  |
| MEDIUM                           | PC-19-GT7     | 7311518263362 | 4        | Medium cutting             | 19/475         | GT/7            | No                   | 0.83 mm            | 2-component |  |
| FINE                             | PC-22-GT9     | 7311518263409 | 4        | Fine cutting               | 22/550         | GT/9            | No                   | 0.83 mm            | 2-component |  |
| FINE                             | PC-19-GT9     | 7311518263379 | 4        | Fine cutting               | 19/475         | GT/9            | No                   | 0.83 mm            | 2-component |  |
| <b>Toolbox saw</b>               |               |               |          |                            |                |                 |                      |                    |             |  |
| FINE                             | PC-15-TBX     | 7311518263423 | 4        | Fine cutting/toolbox       | 15/380         | GT/11           | No                   | 0.75 mm            | 2-component |  |
| <b>Small saw</b>                 |               |               |          |                            |                |                 |                      |                    |             |  |
| TENON                            | PC-12-TEN     | 7311518263447 | 4        | Tenon saw                  | 12/300         | UT/11           | No                   | 0.75 mm            | 2-component |  |
| VENEER                           | PC-12-VEN     | 7311518263430 | 4        | Veneer saw                 | 12/300         | UT/11           | No                   | 0.75 mm            | 2-component |  |
| COMPASS                          | PC-12-COM     | 7311518263454 | 4        | Compass saw                | 12/300         | XT/9            | No                   | 1.03 mm            | 2-component |  |
| <b>Fileable saws</b>             |               |               |          |                            |                |                 |                      |                    |             |  |
| MEDIUM                           | PC-16-FILE-U7 | 7311518263461 | 4        | Medium cutting/fileable    | 16/400         | UT/7 Fileable   | No                   | 0.83 mm            | 2-component |  |
| MEDIUM                           | PC-19-FILE-U7 | 7311518263478 | 4        | Medium cutting/fileable    | 19/475         | UT/7 Fileable   | No                   | 0.83 mm            | 2-component |  |
| MEDIUM                           | PC-22-FILE-U7 | 7311518263485 | 4        | Medium cutting/fileable    | 22/550         | UT/7 Fileable   | No                   | 0.83 mm            | 2-component |  |
| MEDIUM                           | PC-24-FILE-U7 | 7311518263492 | 4        | Medium cutting/fileable    | 24/600         | UT/7 Fileable   | No                   | 0.83 mm            | 2-component |  |
| <b>Dove tail saws</b>            |               |               |          |                            |                |                 |                      |                    |             |  |
| DOVE TAIL                        | PC-10-DTR     | 7311518263546 | 10       | Dovetail, right            | 10/250         | FT/15           | No                   | 0.50 mm            | Wood        |  |
| DOVE TAIL                        | PC-10-DTL     | 7311518263553 | 10       | Dovetail, left             | 10/250         | FT/15           | No                   | 0.50 mm            | Wood        |  |
| DOVE TAIL                        | PC-10-DTF     | 7311518263560 | 10       | Dovetail, flex             | 10/250         | FT/15           | No                   | 0.50 mm            | Wood        |  |
| <b>Special application saws</b>  |               |               |          |                            |                |                 |                      |                    |             |  |
| <b>Laminate saw</b>              |               |               |          |                            |                |                 |                      |                    |             |  |
| LAMINATOR™                       | PC-20-LAM     | 7311518258290 | 4        | Laminate and wooden floors | 20/500         | XT/11           | No                   | 0.93 mm            | 2-component |  |
| <b>Precision saw</b>             |               |               |          |                            |                |                 |                      |                    |             |  |
| PRECISION                        | PC-20-PRC     | 7311518264291 | 4        | Mitre/Precision/Fine       | 20/500         | UT/9            | No                   | 0.93 mm            | 2-component |  |
| <b>Timber saw</b>                |               |               |          |                            |                |                 |                      |                    |             |  |
| TIMBER                           | PC-24-TIM     | 7311518263515 | 4        | Coarse cutting/fileable    | 24/600         | FT/3.5 Fileable | No                   | 0.93 mm            | 2-component |  |
| <b>Plaster saw</b>               |               |               |          |                            |                |                 |                      |                    |             |  |
| PLASTER                          | PC-24-PLS     | 7311518263508 | 4        | Plaster                    | 24/600         | GT/7            | No                   | 0.93 mm            | 2-component |  |
| <b>General purpose saw</b>       |               |               |          |                            |                |                 |                      |                    |             |  |
| GEN. PURPOSE                     | PC-15-GNP     | 7311518264307 | 4        | General purpose            | 15/380         | FT/15           | No                   | 0.75 mm            | 2-component |  |
| <b>Polystyrene, foam saw</b>     |               |               |          |                            |                |                 |                      |                    |             |  |
| DECOR                            | PC-16-DECO    | 7311518264987 | 4        | Polystyrene, foam saw      | 16/400         | Special         | No                   | 0.75 mm            | 2-component |  |
| <b>Concrete saw</b>              |               |               |          |                            |                |                 |                      |                    |             |  |
| 255                              |               | 7311518007843 | 1        | Concrete/Carbide tip       | 30/750         | 30 Carbide tips | No                   | 1.6 mm             | 2-component |  |
| 255-15/29                        |               | 7311518007850 | 1        | Concrete/Carbide tip       | 30/750         | 15 Carbide tips | No                   | 1.6 mm             | 2-component |  |
| <b>Light Concrete saw</b>        |               |               |          |                            |                |                 |                      |                    |             |  |
| 256-26                           |               | 7311518000080 | 4        | Lightweight concrete       | 26/650         | Non-Carbide     | No                   | 1.15 mm            | 2-component |  |
| <b>Insulation saw</b>            |               |               |          |                            |                |                 |                      |                    |             |  |
| INSULATION                       | PC-22-INS     | 7314150154500 | 4        | Insulation                 | 22/550         | Special         | No                   | 0.83 mm            | 2-component |  |

## PrizeCut™ GENERAL

| Type of saw/material   | Art. code        | EAN-code      | Pack/ Qty | BLADE                |                |                 |                      |                    | HANDLE           |  |
|------------------------|------------------|---------------|-----------|----------------------|----------------|-----------------|----------------------|--------------------|------------------|--|
|                        |                  |               |           | Application          | Length inch/mm | Toothing/ TPI   | Low friction coating | Thickness of blade | Type             |  |
| UNIVERSAL              | NP-22-U7/8-HP    | 7311518034399 | 10        | Universal            | 22/550         | UT/7            | No                   | 0.83 mm            | single-component |  |
| UNIVERSAL              | NP-16-U7/8-HP    | 7311518241452 | 10        | Universal            | 19/475         | UT/7            | No                   | 0.83 mm            | single-component |  |
| UNIVERSAL              | NP-16-U7/8-HP    | 7311518241773 | 4         | Universal            | 16/400         | UT/7            | No                   | 0.83 mm            | single-component |  |
| <b>Small saws</b>      |                  |               |           |                      |                |                 |                      |                    |                  |  |
| TENON                  | NP-12-TEN        | 7311518263959 | 10        | Tenon saw            | 12/300         | UT/13           | No                   | 0.75 mm            | single-component |  |
| VENEER                 | NP-12-VEN        | 7311518264260 | 4         | Veneer saw           | 12/300         | UT/13           | No                   | 0.75 mm            | single-component |  |
| COMPASS                | NP-12-COM        | 7311518264277 | 4         | Compass saw          | 12/300         | UT/7            | No                   | 1.20 mm            | single-component |  |
| <b>General purpose</b> |                  |               |           |                      |                |                 |                      |                    |                  |  |
| FINE                   | 300-14-F15/16-HP | 7311518005955 | 4         | General purpose      | 14/360         | FT/15           | No                   | 0.75 mm            | single-component |  |
| <b>Concrete saws</b>   |                  |               |           |                      |                |                 |                      |                    |                  |  |
| NP-CONC                |                  | 7311518264918 | 4         | Concrete/Carbide tip | 25/620         | 34 Carbide tips | No                   | 2.00 mm            | Wood             |  |
| NP-CONC-17/34          |                  | 7311518264925 | 4         | Concrete/Carbide tip | 25/620         | 17 Carbide tips | No                   | 2.00 mm            | Wood             |  |



## HAND HACKSAW FRAMES

325

### HAND HACKSAW FRAME

ergo®



- Hacksaw frame developed according to the scientific ERGO™ process
- Professional hacksaw frame with unique design
- Ergonomically designed soft grip handles
- Solid aluminium frame that allows very high blade tension for straight and accurate cuts
- Centred blade for balance and precision
- Quick-change blade tensioning mechanism with blade retaining spring for quick and easy blade change
- Alternative 55° blade mounting for flush cutting
- Supplied with the 300 mm (12") reliable and shatterproof Sandflex® bi-metal blade 24 TPI for excellent cutting performance

|     |         |   |     |     |
|-----|---------|---|-----|-----|
|     |         |   |     |     |
| 325 | 8214852 | 5 | 300 | 720 |

225-PLUS

### HAND HACKSAW FRAME



- A professional and strong hacksaw frame
- Very high blade tension for straight and accurate cuts
- Blade tensioning mechanism with blade retaining spring for easy blade change
- Strong rectangular back section for blade storage, can also be used as a compass saw
- Alternative 55° blade mounting for flush cutting
- Supplied with the 300 mm (12") reliable and shatterproof Sandflex® bi-metal blade 24 TPI for excellent cutting performance

|          |         |   |     |     |
|----------|---------|---|-----|-----|
|          |         |   |     |     |
| 225-PLUS | 8029708 | 5 | 300 | 700 |

319

### HAND HACKSAW FRAME



- A professional hacksaw frame
- Comfortable soft grip handles
- Steel tube core with plastic covering allows high blade tension for straight and accurate cuts
- Alternative 55° blade mounting for flush cutting
- Supplied with the 300 mm (12") reliable and shatterproof Sandflex® bi-metal blade 24 TPI for excellent cutting performance

|     |         |   |     |     |
|-----|---------|---|-----|-----|
|     |         |   |     |     |
| 319 | 8240943 | 5 | 300 | 510 |



317

## HAND HACKSAW FRAME



- A comfortable hacksaw frame for all-round use, slim design improves access in confined spaces and makes storage easy
- Special grip at the front provides good support for the guiding hand for superb performance
- Alternative 90° blade mounting for flush cutting
- Supplied with the 300 mm (12") reliable and shatterproof Sandflex® bi-metal blade 24 TPI for excellent cutting performance

|   |   |   |  |  |
|---|---|---|--|--|
|  | <br>731151 |  | <br>L<br>mm | <br>g |
| 317   | 8240936   | 10  | 432  | 470  |

306

## HAND HACKSAW FRAME




- A lightweight hacksaw frame for DIY use
- Alternative 90° blade mounting for flush cutting
- Supplied with the 300 mm (12") reliable and shatterproof Sandflex® bi-metal blade 24 TPI for excellent cutting performance

|   |   |   |  |  |
|---|---|---|--|--|
|  | <br>731151 |  | <br>L<br>mm | <br>g |
| 306   | 8265540   | 10  | 470  | 325  |

320

## HAND HACKSAW FRAME




- A top-of-the-line traditional hacksaw frame with comfortable soft grip handle and extra depth allowing thicker materials to be cut
- Special grip at the front provides good support for the guiding hand for superb performance
- Alternative 90° blade mounting for flush cutting
- Supplied with the 300 mm (12") reliable and shatterproof Sandflex® bi-metal blade 24 TPI for excellent cutting performance

|   |   |   |  |  |
|---|---|---|--|--|
|  | <br>731151 |  | <br>L<br>mm | <br>g |
| 320   | 8265557   | 10  | 504  | 820  |

304

## HAND HACKSAW FRAME



- A traditional designed, easy to use hacksaw frame
- Alternative 90° blade mounting for flush cutting
- Supplied with the 300 mm (12") reliable and shatterproof Sandflex® bi-metal blade 24 TPI for excellent cutting performance

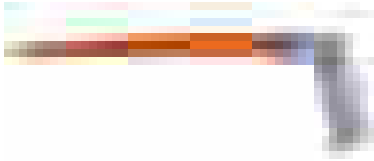
|   |   |   |  |  |
|---|---|---|--|--|
|  | <br>731151 |  | <br>L<br>mm | <br>g |
| 304   | 8265533   | 10  | 517  | 500  |



## HAND HACKSAW FRAMES

321

### COMPASS SAW



- An easy-to-handle compass saw
- The interchangeable blade can be positioned at eight different angles by turning the screw in the handle
- The 321 is supplied with a Sandflex® bi-metal blade, 310 mm (12 1/4"), 24 TPI
- Interchangeable blades: 321-7-SB: A special tooth hardened carbon sawblade 7 TPI for cutting in plastics, fibres and wood
- 321-18-SB: A Sandflex® bi-metal blade 18 TPI for thicker metal cutting
- 321-24-SB: A Sandflex® bi-metal blade 24 TPI for thinner metal cutting



321



731151

8001841



5



330

268

### JUNIOR HACKSAWS



- Junior hacksaw with zinc plated solid steel profile frame
- Fibreglass reinforced handle for comfortable grip
- Practical and simple blade tensioning device
- Complete with 150 mm (6") 32 TPI metal cutting blade



268



731151

8017538



5



150



180

239

### JUNIOR HACKSAWS



- Junior hacksaw with orange powder coated steel wire frame
- Complete with 150 mm (6") 32 TPI metal cutting blade



239



731151

8010874



5



290



120

238

### JUNIOR HACKSAWS



- Junior hacksaw with zinc plated solid steel profile frame
- Wooden handle with simple and quick twist-action blade tensioning
- Complete with 150 mm (6") 32 TPI metal cutting blade



238



731151

8011314



5



150



195








228

## JUNIOR HACKSAWS



- Junior hacksaw with zinc plated solid steel profile frame
- Wooden handle with simple and quick twist-action blade tensing
- Complete with 150 mm (6") 32 TPI metal cutting blade
- 228 is packed in a protective sleeve


|  | <br>731151 |  | <br>L<br>mm | <br>g |
|---|---|---|--|--|
| 228   | 8014995   | 5   | 150  | 180  |
| 228-BULK  | 8009069   | 5   | 150  | 180  |

219

## JUNIOR HACKSAWS



- Junior hacksaw with zinc plated solid steel wire frame
- Wooden handle
- Complete with 150 mm (6") 32 TPI metal cutting blade






|  | <br>731151 |  | <br>L<br>mm | <br>g |
|---|---|---|--|--|
| 219   | 8140953   | 5   | 291  | 100  |

218

## JUNIOR HACKSAWS



- Junior hacksaw with zinc plated steel wire frame
- Complete with 150 mm (6") 32 TPI metal cutting blade
- 218 is packed in protective sleeve

|  | <br>731151 |  | <br>L<br>mm | <br>g |
|---|---|---|--|--|
| 218   | 8017521   | 10  | 235  | 87   |
| 218-BULK  | 8140946   | 1   | 240  | 80   |

208

## MINI HACKSAW



- A useful mini-hacksaw for difficult-to-reach positions
- Easy to handle
- Supplied with the 250 mm (10") reliable and shatterproof Sandflex® bi-metal blade 24 TPI for excellent cutting performance

|  | <br>731151 |  | <br>L<br>mm | <br>g |
|---|---|---|--|--|
| 208   | 8017545   | 5   | 330  | 149  |





# HAND HACKSAW BLADES

3906

## SANDFLEX® BI-METAL




- The virtually unbreakable and shatterproof bi-metal blade with precision teeth for all kinds of metal sawing
- With a blade back of strong, flexible spring steel and a tooth line in high-alloyed super high speed steel, this blade is guaranteed to keep its sharpness for a long time
- The Sandflex® blade combines extreme cutting performance and wear resistance with a high degree of flexibility and is vastly superior to all-hard high speed blades or conventional, flexible blades
- Packaging:
  - -100 : 10 bundles of 10 blades in black, plastic box with transparent cover
  - -10P: 10 blades in a special package with hanging loop
  - -5P: 5 blades in a special package with hanging loop
  - -3P: 3 blades, 1 each of 18, 24 and 32 TPI, in plastic pouch, box of 10 packs
  - -2P: 2 carded blades, box of 10 packs

|                 | <br>731151 |     | L x W x T<br>mm | <br>TPI  | <br>g |
|-----------------|------------|-----|-----------------|----------|-------|
| 3906-250-18-100 | 8250997    | 100 | 250x13x0.65     | 18       | 15    |
| 3906-250-24-100 | 8251000    | 100 | 250x13x0.65     | 24       | 15    |
| 3906-250-32-100 | 8251017    | 100 | 250x13x0.65     | 32       | 15    |
| 3906-300-14-100 | 8233563    | 100 | 300x13x0.65     | 14       | 17    |
| 3906-300-18-100 | 8233570    | 100 | 300x13x0.65     | 18       | 17    |
| 3906-300-24-100 | 8233587    | 100 | 300x13x0.65     | 24       | 17    |
| 3906-300-32-100 | 8233594    | 100 | 300x13x0.65     | 32       | 17    |
| 3906-300-18-2P  | 8233617    | 10  | 300x13x0.65     | 18       | 48    |
| 3906-300-24-2P  | 8233624    | 10  | 300x13x0.65     | 24       | 48    |
| 3906-300-32-2P  | 8233631    | 10  | 300x13x0.65     | 32       | 48    |
| 3906-300-3P     | 8233754    | 10  | 300x13x0.65     | 18/24/32 | 74    |
| 3906-300-24-5P  | 8237417    | 10  | 300x13x0.65     | 24       | 84    |
| 3906-300-32-5P  | 8237424    | 10  | 300x13x0.65     | 32       | 84    |
| 3906-300-18-10P | 8233723    | 10  | 300x13x0.65     | 18       | 182   |
| 3906-300-24-10P | 8233730    | 10  | 300x13x0.65     | 24       | 182   |
| 3906-300-32-10P | 8233747    | 10  | 300x13x0.65     | 32       | 182   |

3905

## SANDCUT



- Blade in fully hardened high speed steel
- Suitable for all kinds of sawing, even in hard-to-cut materials
- Recommended for use with a screw vice
- Blue rust-protective coating
- Packaging:
  - -100: 10 bundles of 10 blades in black, plastic box with transparent cover
  - -2P: 2 carded blades, box of 10 packs

|                 | <br>731151 |     | L x W x T<br>mm | <br>TPI | <br>g |
|-----------------|------------|-----|-----------------|---------|-------|
| 3905-250-24-100 | 8299255    | 100 | 250x13x0.65     | 24      | 15    |
| 3905-300-14-100 | 8292201    | 100 | 300x13x0.65     | 14      | 18,3  |
| 3905-300-18-100 | 8292218    | 100 | 300x13x0.65     | 18      | 18,6  |
| 3905-300-24-2P  | 8299248    | 10  | 300x13x0.65     | 24      | 48    |
| 3905-300-24-100 | 8292225    | 100 | 300x13x0.65     | 24      | 18,7  |
| 3905-300-32-100 | 8292232    | 100 | 300x13x0.65     | 32      | 17    |



## 215

### ROD SAWBLADE



- Metal sawblade coated with a composite alloy with particles of cemented carbide
- Suitable for cutting glass, ceramics, porcelain and steel
- Fits junior hacksaw frames with 150 mm blade

|         |            |   |             |                     |       |
|---------|------------|---|-------------|---------------------|-------|
|         | <br>731151 |   | <br>L<br>mm | <br>T <sub>12</sub> | <br>g |
| 215-150 | 8017576    | 5 | 150         | 110                 | 11    |

## 216

### ROD SAWBLADE



- Metal sawblade coated with a composite alloy with particles of cemented carbide
- Suitable for cutting glass, ceramics, porcelain and steel
- 150 mm blade fits 301 coping saw, 300 mm blade fits all 300 mm/12" metal saw frames

|           |            |   |             |                     |       |
|-----------|------------|---|-------------|---------------------|-------|
|           | <br>731151 |   | <br>L<br>mm | <br>T <sub>12</sub> | <br>g |
| 216-150-R | 8017583    | 5 | 150         | 20                  | 12    |
| 216-300-R | 8017798    | 5 | 300         | 20                  | 20    |

## 228-P

### JUNIOR HACKSAW BLADE



- Spare blade for junior hacksaw frames
- Made of hardened and tempered carbon steel, teeth milled and set
- For cutting of metal: 12 teeth/cm, 32 teeth/inch
- For cutting of wood: 6 teeth/cm, 15 teeth/inch
- -100: 10 bundles of 10 blades, in box
- -10P: 10 blades in a special package with hanging loop
- -5P: 5 blades in a special package with hanging loop

|             |            |    |             |                     |       |
|-------------|------------|----|-------------|---------------------|-------|
|             | <br>731151 |    | <br>L<br>mm | <br>T <sub>12</sub> | <br>g |
| 228-15-5P   | 8031442    | 10 | 150         | 15                  | 26    |
| 228-32-5P   | 8031459    | 10 | 150         | 32                  | 26    |
| 228-32-10P  | 8010867    | 10 | 150         | 32                  | 36    |
| 228-32-100P | 8150990    | 1  | 150         | 32                  | 360   |



# HAND HACKSAW BLADES

3816

## TUNGSTEN CARBIDE TOOTHING



- An anti-corrosion treated, carbon steel blade
- Tooting with tungsten carbide contents
- Fits all 300 mm/12" metal saw frames

|          |            |   |             |         |       |
|----------|------------|---|-------------|---------|-------|
|          | <br>731151 |   | <br>L<br>mm | <br>TPI | <br>g |
| 3816-300 | 8015749    | 5 | 300         | 12      | 60    |

3810

## SPIRO BLADE




- An anti-corrosion treated, carbon steel blade
- Fine tooting
- For sawing of ventilation tubes, thin-walled steel tubes and reinforcement tubing

|             |            |    |             |         |       |
|-------------|------------|----|-------------|---------|-------|
|             | <br>731151 |    | <br>L<br>mm | <br>TPI | <br>g |
| 3810-600-32 | 8002886    | 10 | 610         | 32      | 55    |

3806-SPIRO

## SANDFLEX® BI-METAL SPIRO BLADE




- A shatterproof, Sandflex® bi-metal hacksaw blade for use with 14-24 bowsaw and for cutting sheet metal tubing, reinforcement bars
- Fine tooting, 32 TPI
- Superior cutting performance and wear resistance as compared to carbon steel blades

|             |            |    |                 |         |       |
|-------------|------------|----|-----------------|---------|-------|
|             | <br>731151 |    | L x W x T<br>mm | <br>TPI | <br>g |
| 3806-600-32 | 8018092    | 10 | 600x13x0.65     | 32      | 90    |

321-SB

## COMPASS SAWBLADE



- Interchangeable Sandflex® blades for compass saw
- 321321-7-SB: For sawing of ferrous and non-ferrous metals, plastics, fibres and wood
- 321-18-SB: For sawing of metal
- 321-24-SB: For sawing of thin metal
- Blister packed


|           |            |    |             |         |       |
|-----------|------------|----|-------------|---------|-------|
|           | <br>731151 |    | <br>L<br>mm | <br>TPI | <br>g |
| 321-7-SB  | 8129149    | 10 | 310         | 7       | 70    |
| 321-18-SB | 8129125    | 10 | 310         | 18      | 70    |
| 321-24-SB | 8129132    | 10 | 310         | 24      | 70    |








## EX-

## HANDLE

ergo®




- Handsaw handle developed according to the scientific ERGO™ process
- Asymmetrical handle in different sizes for right handed as well as left handed users
- The asymmetrical shape and the extended support wing spreads the pressure on the hand to the entire palm (conventional handles tend to concentrate the pressure to a line in the centre of the hand)
- For right handed, large and medium sizes are available, and for left handed large size is available
- The handles can be used with all EX-saw blades
- Quick and easy saw blade change using the patented click system








|  | <br>731151 |  | <br>mm | <br>g |
|---|---|---|---|--|
| EX-LL   | 8298494   | 4   | 60x330x120  | 450  |
| EX-RM   | 8298470   | 4   | 60x330x120  | 450  |
| EX-RL   | 8298487   | 4   | 60x330x120  | 450  |

## EX-XT7

## SUPERIOR™ BLADES



- Saw blade for coarse and thick materials
- Unique XT-toothing, hardpoint teeth for long lasting sharpness
- Thicker blade for high precision and straight cutting with exceptionally good stability and comfort
- Low friction rust protective coating
- To be used together with the Bahco Handsaw System handles, EX-RL, EX-RM or EX-LL
- Quick and easy attachment of the blade to the handle using the patented click system

|  | <br>731151 |  | <br>mm | <br>mm | <br>T <sub>12</sub><br>P <sub>12</sub> | <br>g |
|---|---|--|---|---|---|--|
| EX-22-XT7-C   | 8298289   | 10   | 550   | 22  | 7/8   | 375  |
| EX-24-XT7-C   | 8298272   | 10   | 600   | 24  | 7/8   | 410  |



# HANDSAW WITH INTERCHANGEABLE BLADES

## EX-XT9





## SUPERIOR™ BLADES

- Saw blade for medium to thick materials
- Unique XT-toothing, hardpoint teeth for long lasting sharpness
- Thicker blade for high precision and straight cutting with exceptionally good stability and comfort
- Low friction rust protective coating
- To be used together with the Bahco Handsaw System handles, EX-RL, EX-RM or EX-LL. Quick and easy attachment of the blade to the handle using the patented click system

|             | <br>731151 |    | <br>mm | <br>" | <br>T/P<br>P/" | <br>g |
|-------------|------------|----|--------|-------|----------------|-------|
| EX-19-XT9-C | 8298302    | 10 | 475    | 19    | 9/10           | 325   |
| EX-22-XT9-C | 8298296    | 10 | 550    | 22    | 9/10           | 380   |

## EX-20-XT11-C



## SUPERIOR™ BLADES

- Saw blade for medium to fine materials
- Unique XT-toothing, hardpoint teeth for long lasting sharpness
- Thicker blade for high precision and straight cutting with exceptionally good stability and comfort
- Low friction rust protective coating
- To be used together with the Bahco Handsaw System handles, EX-RL, EX-RM or EX-LL. Quick and easy attachment of the blade to the handle using the patented click system

|              | <br>731151 |    | <br>mm | <br>" | <br>T/P<br>P/" | <br>g |
|--------------|------------|----|--------|-------|----------------|-------|
| EX-20-XT11-C | 8298319    | 10 | 500    | 20    | 11/12          | 360   |

## EX-20-LAM-C



## SUPERIOR™ BLADES



- Saw blade for cutting laminate and wooden floors
- Unique XT-toothing, hardpoint teeth for long lasting sharpness
- Thicker blade for high precision and straight cutting with exceptionally good stability and comfort
- Low friction rust protective coating
- To be used together with the Bahco Handsaw System handles, EX-RL, EX-RM or EX-LL. Quick and easy attachment of the blade to the handle using the patented click system

|             | <br>731151 |    | <br>mm | <br>" | <br>T/P<br>P/" | <br>g |
|-------------|------------|----|--------|-------|----------------|-------|
| EX-20-LAM-C | 8298326    | 10 | 500    | 20    | 11/12          | 365   |



## EX-22-PLS-C

## SUPERIOR™ BLADES



- Saw blade for cutting plaster and boards of wood based material
- Specially developed toothing with super sharp GT-toothing for the first 100 mm (at the tip), followed by groups of four teeth with extra large gullet between groups for greater efficiency and minimised clogging. Thicker blade for high precision and straight cutting with exceptionally good stability and comfort
- Low friction rust protective coating
- To be used together with the Bahco Handsaw System handles, EX-RL, EX-RM or EX-LL. Quick and easy attachment of the blade to the handle using the patented click system

|             |        |    |     |    |     |     |
|-------------|--------|----|-----|----|-----|-----|
|             |        |    |     |    |     |     |
| EX-22-PLS-C | 731151 | 10 | 550 | 22 | 7/8 | 400 |

## EX-16-GNP-C

## SUPERIOR™ BLADES




- Saw blade for cutting plastics, laminates, wood & soft metals like aluminium
- Fleam toothing, hardpoint teeth for long lasting sharpness
- Thicker blade for high precision and straight cutting with exceptionally good stability and comfort
- Low friction rust protective coating
- Toolbox sized for easy storage
- To be used together with the Bahco Handsaw System handles, EX-RL, EX-RM or EX-LL. Quick and easy attachment of the blade to the handle using the patented click system

|             |        |    |     |    |       |     |
|-------------|--------|----|-----|----|-------|-----|
|             |        |    |     |    |       |     |
| EX-16-GNP-C | 731151 | 10 | 400 | 16 | 15/16 | 214 |

## EX-14-TEN-C

## SUPERIOR™ BLADES





- Saw blade for cutting fine to medium thick materials
- Unique XT-toothing, hardpoint teeth for long lasting sharpness
- Thicker blade for high precision and straight cutting with exceptionally good stability and comfort
- Low friction rust protective coating
- To be used together with the Bahco Handsaw System handles, EX-RL, EX-RM or EX-LL. Quick and easy attachment of the blade to the handle using the patented click system

|             |        |    |     |    |       |     |
|-------------|--------|----|-----|----|-------|-----|
|             |        |    |     |    |       |     |
| EX-14-TEN-C | 731151 | 10 | 350 | 14 | 11/12 | 430 |



# HANDSAW WITH INTERCHANGEABLE BLADES

## EX-14-VEN-C



## SUPERIOR™ BLADES

- Saw blade for cutting fine to medium thick materials such as plywood, laminates & plastics
- Unique XT-toothing, hardpoint teeth for long lasting sharpness
- Curved, toothed nose for starting cuts in the middle of the surface of the workpiece
- Thicker blade for high precision and straight cutting with exceptionally good stability and comfort
- Low friction rust protective coating
- To be used together with the Bahco Handsaw System handles, EX-RL, EX-RM or EX-LL. Quick and easy attachment of the blade to the handle using the patented click system

|             |            |    |        |       |                |       |
|-------------|------------|----|--------|-------|----------------|-------|
|             | <br>731151 |    | <br>mm | <br>" | <br>T/P<br>P/" | <br>g |
| EX-14-VEN-C | 8298340    | 10 | 350    | 14    | 11/12          | 245   |

## EX-244P-22

## OTHER BLADES

- Saw blade for cutting medium to thick materials
- Universal toothing, hardpoint teeth for long lasting sharpness
- Thicker blade for high precision and straight cutting with exceptionally good stability and comfort
- To be used together with the Bahco Handsaw System handles, EX-RL, EX-RM or EX-LL. Quick and easy attachment of the blade to the handle using the patented click system

|            |            |    |        |       |                |       |
|------------|------------|----|--------|-------|----------------|-------|
|            | <br>731151 |    | <br>mm | <br>" | <br>T/P<br>P/" | <br>g |
| EX-244P-22 | 8298456    | 10 | 550    | 22    | 7/8            | 380   |

## EX-NPP-22

## OTHER BLADES


- Saw blade for cutting medium to thick materials
- Universal toothing, hardpoint teeth for long lasting sharpness
- Thicker blade for high precision and straight cutting with exceptionally good stability and comfort
- To be used together with the Bahco Handsaw System handles, EX-RL, EX-RM or EX-LL. Quick and easy attachment of the blade to the handle using the patented click system

|           |            |    |        |       |                |       |
|-----------|------------|----|--------|-------|----------------|-------|
|           | <br>731151 |    | <br>mm | <br>" | <br>T/P<br>P/" | <br>g |
| EX-NPP-22 | 8324162    | 10 | 550    | 22    | 7/8            | 380   |

# HANDSAW WITH INTERCHANGEABLE BLADES



## EX-22-U7



## OTHER BLADES

- Saw blade for cutting all types of wood
- Universal tothing, hardpoint teeth for long lasting sharpness
- To be used together with the Bahco Handsaw System handles, EX-RL, EX-RM or EX-LL. Quick and easy attachment of the blade to the handle using the patented click system


|          |        |    |     |    |     |     |
|----------|--------|----|-----|----|-----|-----|
|          |        |    |     |    |     |     |
| EX-22-U7 | 731151 | 10 | 550 | 22 | 7/8 | 380 |

# SUPERIOR™ HANDSAWS



## 2600

ergo®




## HANDSAWS

- Handsaw developed according to the scientific ERGO™ process
- Handsaw for cutting medium thick wood materials
- Unique XT-tothing and hardpoint teeth for long lasting sharpness
- Thicker blade for increased stability and precision
- Low-friction, rust-protective coating
- Screwed 2-component handle can be used for approximate 45° and 90° marking guide

|               |         |   |     |    |      |     |
|---------------|---------|---|-----|----|------|-----|
|               |         |   |     |    |      |     |
| 2600-19-XT-HP | 731151  | 4 | 475 | 19 | 9/10 | 490 |
| 2600-22-XT-HP | 8160777 | 4 | 550 | 22 | 9/10 | 540 |

## 2700

ergo®



## HANDSAWS

- Handsaw developed according to the scientific ERGO™ process
- Ergonomic product designed to fit perfectly in the hand
- Handsaw for cutting coarse or thick wood materials
- Unique XT-tothing and hardpoint teeth for long lasting sharpness
- Thicker blade for increased stability and precision
- Low-friction, rust-protective coating
- Screwed 2-component handle can be used for approximate 45° and 90° marking guide

|                |         |   |     |    |     |     |
|----------------|---------|---|-----|----|-----|-----|
|                |         |   |     |    |     |     |
| 2700-22-XT7-HP | 731151  | 4 | 550 | 22 | 7/8 | 490 |
| 2700-24-XT7-HP | 8191665 | 4 | 600 | 24 | 7/8 | 540 |






3090

## HANDSAWS

ergo®




- Handsaw developed according to the scientific ERGO™ process
- Handsaw for cutting fine & medium thick wood materials, laminate floors & plastic tubes
- Unique XT-toothing and hardpoint teeth for long lasting sharpness
- Thicker blade for increased stability and precision
- Low-friction, rust-protective coating
- Screwed 2-component handle can be used for approximate 45° and 90° marking guide

|                 |                   |   |           |         |                     |          |
|-----------------|-------------------|---|-----------|---------|---------------------|----------|
|                 |                   |   |           |         |                     |          |
| 3090-20-XT11-HP | 731151<br>8181369 | 4 | 500<br>mm | 20<br>" | 11/12<br>T/P<br>P/" | 480<br>g |

2600-16

## TOOLBOX SAW

ergo®



- Handsaw developed according to the scientific ERGO™ process
- Handsaw for cutting medium to fine wood materials
- Unique XT-toothing and hardpoint teeth for long lasting sharpness
- Thicker blade for increased stability and precision
- Low-friction, rust-protective coating
- Screwed 2-component handle can be used for approximate 45° and 90° marking guide

|                 |                   |   |           |         |                     |          |
|-----------------|-------------------|---|-----------|---------|---------------------|----------|
|                 |                   |   |           |         |                     |          |
| 2600-16-XT11-HP | 731151<br>8239527 | 4 | 400<br>mm | 16<br>" | 11/12<br>T/P<br>P/" | 450<br>g |

3180

## TENON SAW

ergo®




- Handsaw developed according to the scientific ERGO™ process
- Handsaw for cutting fine to medium thick wood materials
- Unique XT-toothing and hardpoint teeth for long lasting sharpness
- Thicker blade for increased stability and precision
- Low-friction, rust-protective coating
- Screwed 2-component handle can be used for approximate 45° and 90° marking guide

|                 |                   |   |           |         |                     |          |
|-----------------|-------------------|---|-----------|---------|---------------------|----------|
|                 |                   |   |           |         |                     |          |
| 3180-14-XT11-HP | 731151<br>8181390 | 4 | 350<br>mm | 14<br>" | 11/12<br>T/P<br>P/" | 515<br>g |



**3240**

**VENEER SAW**




- Developed according to the scientific ERGO™ process
- Handsaw for cutting fine & medium thick materials such as plywood, laminates & plastics
- Unique XT-toothing and hardpoint teeth for long lasting sharpness
- Thicker blade for increased stability and precision
- Low-friction, rust-protective coating
- Screwed 2-component handle can be used for approximate 45° and 90° marking guide

|                 |            |   |        |        |         |       |
|-----------------|------------|---|--------|--------|---------|-------|
|                 | <br>731151 |   | <br>mm | <br>mm | <br>P/° | <br>g |
| 3240-14-XT11-HP | 8243005    | 4 | 350    | 14     | 11/12   | 360   |

**3150**

**COMPASS SAW**




- Handsaw for cutting wood & plastic materials such as plywood, laminates & plastics
- Unique XT-toothing and hardpoint teeth for long lasting sharpness
- Thicker blade for increased stability and precision
- Low-friction, rust-protective coating
- Screwed 2-component handle

|                |            |   |        |        |         |       |
|----------------|------------|---|--------|--------|---------|-------|
|                | <br>731151 |   | <br>mm | <br>mm | <br>P/° | <br>g |
| 3150-12-XT9-HP | 8181406    | 4 | 300    | 12     | 9/10    | 120   |

**SUP-LAM**

**LAMINATOR SAW**




- Handsaw developed according to the scientific ERGO™ process
- Handsaw for cutting laminate & wooden flooring
- Unique XT-toothing and hardpoint teeth for long lasting sharpness
- Thicker blade for increased stability and precision
- Low-friction, rust-protective coating
- Screwed 2-component handle can be used for approximate 45° and 90° marking guide

|            |            |   |        |        |         |       |
|------------|------------|---|--------|--------|---------|-------|
|            | <br>731151 |   | <br>mm | <br>mm | <br>P/° | <br>g |
| SUP-20-LAM | 8258351    | 4 | 500    | 20     | 11/12   | 480   |



## PCP-GT7





## HANDSAWS

- Saw blade for cutting medium thick materials
- Three sided ground, super sharp GT-toothing, hardpoint teeth for long lasting sharpness
- Low friction rust protective coating
- Screwed 2-component handle can be used for approximate 45° and 90° marking guide

|            | <br>731151 |   | <br>mm | <br>" | <br>T/P<br>P/" | <br>g |
|------------|------------|---|--------|-------|----------------|-------|
| PCP-19-GT7 | 8263317    | 4 | 475    | 19    | 7/8            | 370   |
| PCP-22-GT7 | 8263331    | 4 | 550    | 22    | 7/8            | 420   |

## PCP-GT9

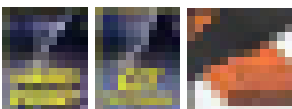


## HANDSAWS

- Saw blade for cutting small and/or hard wood
- Three sided ground, super sharp GT-toothing, hardpoint teeth for long lasting sharpness
- Low friction rust protective coating
- Screwed 2-component handle can be used for approximate 45° and 90° marking guide

|            | <br>731151 |   | <br>mm | <br>" | <br>T/P<br>P/" | <br>g |
|------------|------------|---|--------|-------|----------------|-------|
| PCP-19-GT9 | 8263324    | 4 | 475    | 19    | 9/10           | 370   |
| PCP-22-GT9 | 8263348    | 4 | 550    | 22    | 7/8            | 420   |

## PC-GT7



## HANDSAWS


- Saw blade for cutting medium thick materials
- Three sided ground, super sharp GT-toothing, hardpoint teeth for long lasting sharpness
- Screwed 2-component handle can be used for approximate 45° and 90° marking guide

|           | <br>731151 |   | <br>mm | <br>" | <br>T/P<br>P/" | <br>g |
|-----------|------------|---|--------|-------|----------------|-------|
| PC-19-GT7 | 8263362    | 4 | 475    | 19    | 7/8            | 370   |
| PC-22-GT7 | 8263393    | 4 | 550    | 22    | 7/8            | 420   |



PC-GT9

HANDSAWS




- Saw blade for cutting fine to medium thick materials
- Three sided ground, super sharp GT-toothing, hardpoint teeth for long lasting sharpness
- Screwed 2-component handle can be used for approximate 45° and 90° marking guide

|           | <br>731151 |   | <br>mm | <br>" | <br>T/P<br>Pj" | <br>g |
|-----------|------------|---|--------|-------|----------------|-------|
| PC-19-GT9 | 8263379    | 4 | 475    | 19    | 9/10           | 370   |
| PC-22-GT9 | 8263409    | 4 | 550    | 22    | 7/8            | 420   |

PC-FILE

HANDSAWS




- Saw blade for cutting medium thick materials
- Universal toothing, non-hardpoint teeth that can be sharpened using a 186 file
- Screwed 2-component handle can be used for approximate 45° and 90° marking guide

|               | <br>731151 |   | <br>mm | <br>" | <br>T/P<br>Pj" | <br>g |
|---------------|------------|---|--------|-------|----------------|-------|
| PC-16-FILE-U7 | 8263461    | 4 | 400    | 16    | 7/8            | 310   |
| PC-19-FILE-U7 | 8263478    | 4 | 475    | 19    | 7/8            | 370   |
| PC-22-FILE-U7 | 8263485    | 4 | 550    | 22    | 7/8            | 420   |
| PC-24-FILE-U7 | 8263492    | 4 | 600    | 24    | 7/8            | 500   |

PC-TBX

TOOLBOX SAW




- Saw blade for cutting fine to medium thick materials
- Three sided ground, super sharp GT-toothing, hardpoint teeth for long lasting sharpness
- Screwed 2-component handle can be used for approximate 45° and 90° marking guide

|           | <br>731151 |   | <br>mm | <br>" | <br>T/P<br>Pj" | <br>g |
|-----------|------------|---|--------|-------|----------------|-------|
| PC-15-TBX | 8263423    | 4 | 375    | 15    | 11/12          | 240   |



## PC-TEN

## TENON SAW

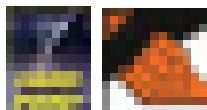


- Saw blade for cutting medium thick materials, specially adapted for cutting of small-diameter timber and mitre guide sawing
- Heavy steel back for rigidity and accurate cutting
- Universal toothing, hardpoint teeth for long lasting sharpness
- Screwed 2-component handle can be used for approximate 45° and 90° marking guide

|           |                   |   |     |    |       |     |
|-----------|-------------------|---|-----|----|-------|-----|
|           |                   |   |     |    |       |     |
| PC-12-TEN | 731151<br>8263447 | 4 | 300 | 12 | 11/12 | 450 |

## PC-VEN

## VENEER SAW




- Saw blade for fine and medium thick materials, such as plywood, laminates and plastics
- Universal toothing, hardpoint teeth for long lasting sharpness
- Curved, toothed nose for starting cuts in the middle of the surface of the workpiece
- Screwed 2-component handle can be used for approximate 45° and 90° marking guide

|           |                   |   |     |    |       |     |
|-----------|-------------------|---|-----|----|-------|-----|
|           |                   |   |     |    |       |     |
| PC-12-VEN | 731151<br>8263430 | 4 | 300 | 12 | 11/12 | 250 |

## PC-COM

## COMPASS SAW



- Saw blade for all kinds of wood & plastic material
- Unique XT-toothing, hardpoint teeth for long lasting sharpness
- Screwed 2-component handle

|           |                   |   |     |    |      |     |
|-----------|-------------------|---|-----|----|------|-----|
|           |                   |   |     |    |      |     |
| PC-12-COM | 731151<br>8263454 | 4 | 300 | 12 | 9/10 | 120 |



PC-DTR



DOVETAIL SAW

- Saw blade for cutting wood & plastic materials
- Universal tothing, hardpoint teeth for long lasting sharpness
- Light steel back for rigidity
- Wooden handle

|           |                   |    |     |    |       |     |
|-----------|-------------------|----|-----|----|-------|-----|
|           |                   |    |     |    |       |     |
| PC-10-DTR | 731151<br>8263546 | 10 | 250 | 10 | 13/14 | 190 |

PC-DTL




DOVETAIL SAW

- Saw blade for cutting wood & plastic materials
- Universal tothing, hardpoint teeth for long lasting sharpness
- Light steel back for rigidity
- Angled wooden handle to allow flush cutting

|           |                   |    |     |    |       |     |
|-----------|-------------------|----|-----|----|-------|-----|
|           |                   |    |     |    |       |     |
| PC-10-DTL | 731151<br>8263553 | 10 | 250 | 10 | 13/14 | 240 |

PC-DTF



DOVETAIL SAW


- Saw blade for cutting wood & plastic materials
- Universal tothing, hardpoint teeth for long lasting sharpness
- Light steel back for rigidity
- Angled wooden handle to allow flush cutting
- Handle swings to allow both left and right hand sawing where access is restricted

|           |                   |    |     |    |       |     |
|-----------|-------------------|----|-----|----|-------|-----|
|           |                   |    |     |    |       |     |
| PC-10-DTF | 731151<br>8263560 | 10 | 250 | 10 | 15/16 | 240 |



## PC-LAM

## LAMINATOR SAW



- Handsaw for cutting laminate & wooden flooring
- Three sided ground, super sharp GT-toothing, hardpoint teeth for long lasting sharpness
- Screwed 2-component handle can be used for approximate 45° and 90° marking guide

|           |                   |   |     |    |       |     |  |
|-----------|-------------------|---|-----|----|-------|-----|--|
|           |                   |   |     |    |       |     |  |
| PC-20-LAM | 731151<br>8258290 | 4 | 500 | 20 | 11/12 | 480 |  |

## PC-PRC

## PRECISION SAW



- Saw blade for cutting fine & medium thick materials, specially adapted for mitre guide sawing
- Universal-toothing, hardpoint teeth for long lasting sharpness
- The shape of the blade provides good rigidity, combining in this saw the properties of a tenon saw and a conventional handsaw
- Screwed 2-component handle can be used for approximate 45° and 90° marking guide

|           |                   |   |     |    |      |     |  |
|-----------|-------------------|---|-----|----|------|-----|--|
|           |                   |   |     |    |      |     |  |
| PC-20-PRC | 731151<br>8264291 | 4 | 500 | 20 | 9/10 | 480 |  |

## PC-12-PS

## PULL-SAW



- General carpentry pull-saw for fine, cross and angled cuts
- The pull action allows for a thin blade (0.60 mm), creating a minimum of removal (kerf 0.90 mm) and therefore requiring less force
- Hardpoint, triple edge JT tooth design
- The flexibility of the blade makes it possible to perform excellent cuts close to another surface
- 2-component plastic handle ensures a comfortable and safe grip
- PC-12-14-PS-B = Replacement blade

|               |                   |    |     |    |      |     |
|---------------|-------------------|----|-----|----|------|-----|
|               |                   |    |     |    |      |     |
| PC-12-14-PS   | 731151<br>8285562 | 4  | 305 | 12 | 13.5 | 265 |
| PC-12-14-PS-B | 8285579           | 10 | 305 | 12 | 13.5 | 130 |



PC-11-PS

PULL-SAW



- Pull-saw for extra fine, precision, cross and angled cuts
- The pull action and spine blade-support allows for an extremely thin blade (0.30 mm), creating a minimum of removal (kerf 0.40 mm) and therefore also requiring less force.
- Hardpoint, triple edge JT tooth design, makes the blade perform a perfect fine cut in wood as well as in e.g. plastic tubes
- 2-component plastic handle ensures a comfortable and safe grip
- PC-11-19-PS-B = Replacement blade

|               | <br>731151 |    | <br>mm | <br>"  | <br>TJ" | <br>g |
|---------------|------------|----|--------|--------|---------|-------|
| PC-11-19-PS   | 8285548    | 4  | 270    | 10 5/8 | 18.5    | 225   |
| PC-11-19-PS-B | 8285555    | 10 | 270    | 10 5/8 | 18.5    | 65    |

PC-9-PS

PULL-SAW



- Double edge fine cut Pull-saw for fine, cross, angle and rip cut
- The pull action allows for a thin blade (0.50 mm), creating a minimum of removal (kerf 0.75 mm) and therefore requiring less force
- Extra fine hard point JT toothing on one side of the blade is perfect for fine, angled and cross cut in wood as well as in e.g. plastic tubes. On the other side of the blade a progressive rip cut toothing of a more coarse type is designed to perform excellently when cutting along the wood fibres
- The flexibility of the blade makes it possible to perform excellent cuts close to another surface
- 2-component plastic handle ensures a comfortable and safe grip
- PC-9-9/17-PS-B = Replacement blade

|                | <br>731151 |    | <br>mm | <br>" | <br>TJ"    | <br>g |
|----------------|------------|----|--------|-------|------------|-------|
| PC-9-9/17-PS   | 8285586    | 4  | 240    | 9 1/2 | 6-8.5 / 17 | 270   |
| PC-9-9/17-PS-B | 8285593    | 10 | 240    | 9 1/2 | 6-8.5 / 17 | 115   |

PC-6-DRY

DRYWALL SAW



- Special compass saw for cutting holes in drywalls
- The sturdy blade, with triple-edge teeth, ends in a sharp point which, together with the comfortable 2-component handle, makes it perfect to use for the penetration
- Thereafter the cutting can be continued to create the desired shape of the hole in the plasterboard

|          | <br>731151 |   | <br>mm | <br>" | <br>TJ" | <br>g |
|----------|------------|---|--------|-------|---------|-------|
| PC-6-DRY | 8282004    | 6 | 160    | 6 1/4 | 8       | 120   |





## PC-TIM

## TIMBER SAW

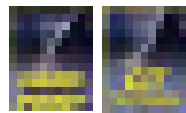


- Handsaw for coarse cutting
- Fleam-toothed, non-hardpoint. Can be re-sharpened by using the file 272
- Effective on the push as well as on the pull stroke
- Screwed, 2-component handle

|           |         |   |     |    |         |     |
|-----------|---------|---|-----|----|---------|-----|
|           |         |   |     |    |         |     |
| PC-24-TIM | 8263515 | 4 | 600 | 24 | 3.5/4.5 | 540 |

## PC-PLS

## PLASTER SAW




- Handsaw for cutting plaster and boards of wood based material
- Specially developed toothing with new super sharp GT-toothing for the first 100 mm (at the tip), followed by groups of four teeth with extra large gullet between groups for greater efficiency and minimised clogging
- Screwed, 2-component handle

|           |         |   |     |    |     |     |
|-----------|---------|---|-----|----|-----|-----|
|           |         |   |     |    |     |     |
| PC-24-PLS | 8263508 | 4 | 600 | 24 | 7/8 | 550 |

## PC-GNP

## GENERAL PURPOSE SAW



- Saw blade for cutting plastics, laminates, wood & soft metals like aluminium
- Fleam toothing, hardpoint teeth for long lasting sharpness
- Thicker blade for high precision and straight cutting with exceptionally good stability and comfort
- Toolbox sized for easy storage

|           |         |   |     |    |       |     |
|-----------|---------|---|-----|----|-------|-----|
|           |         |   |     |    |       |     |
| PC-15-GNP | 8264307 | 4 | 375 | 15 | 15/16 | 225 |

## PC-DECO

## POLYSTYRENE FOAM SAW



- Handsaw for cutting polystyrene foam, often used for isolation and stucco
- Specially developed toothing with very fine ground teeth and gullets designed to combine excellent finish with minimized clogging
- Screwed 2-component handle can be used for approximate 45° and 90° marking guide

|            |         |   |     |    |       |     |
|------------|---------|---|-----|----|-------|-----|
|            |         |   |     |    |       |     |
| PC-16-DECO | 8264987 | 4 | 400 | 16 | 18/19 | 300 |



255

CONCRETE SAW



- Handsaw for sawing lightweight cellular concrete blocks
- 625 mm extra long blade, equipped with cemented carbide tipped tothing
- Screwed, 2-component plastic handle

|     |            |   |        |       |                      |       |
|-----|------------|---|--------|-------|----------------------|-------|
|     | <br>731151 |   | <br>mm | <br>" | <br>T <sub>1</sub> " | <br>g |
| 255 | 8007843    | 1 | 625    | 25    | 1.2                  | 1040  |

255-15/29

CONCRETE SAW



- Handsaw for sawing lightweight cellular concrete blocks
- 625 mm extra long blade, equipped with cemented carbide tipped tothing with a carbide tip on every second tooth
- Screwed, 2-component plastic handle

|           |            |   |        |       |                      |       |
|-----------|------------|---|--------|-------|----------------------|-------|
|           | <br>731151 |   | <br>mm | <br>" | <br>T <sub>1</sub> " | <br>g |
| 255-15/29 | 8007850    | 1 | 625    | 25    | 0.6                  | 1040  |

256

LIGHT CONCRETE SAW




- 650 mm extra large handsaw for sawing lightweight cellular concrete blocks
- Hardpoint teeth
- Screwed, 2-component plastic handle



|        |            |   |        |       |                      |       |
|--------|------------|---|--------|-------|----------------------|-------|
|        | <br>731151 |   | <br>mm | <br>" | <br>T <sub>1</sub> " | <br>g |
| 256-26 | 8000080    | 4 | 650    | 26    | 2                    | 850   |

PC-22-INS

INSULATION SAW




- Specially developed for cutting insulation material
- Mineral wool
- EPS - Expanded Polystyrene, cellular plastic up to 75 mm
- XPS - Extruded Polystyrene, for example Styrofoam up to 75 mm
- The hand saw has a wave formed sharpened edge (WT tothing) that allows it to slice through the material creating minimal waste
- Should be stored in sleeve for rust protection

|           |            |   |        |       |                      |       |
|-----------|------------|---|--------|-------|----------------------|-------|
|           | <br>731151 |   | <br>mm | <br>" | <br>P <sub>1</sub> " | <br>g |
| PC-22-INS | 0154500    | 4 | 550    | 22    | WT                   | 420   |



## NP

## HANDSAWS




- Handsaw for cutting all types of wood
- Universal toothing with hardpoint teeth for long lasting sharpness
- Screwed 1-piece plastic handle

|               | <br>731151 |    | <br>mm | <br>" / mm | <br>T/P /" | <br>g |
|---------------|------------|----|--------|------------|------------|-------|
| NP-16-U7/8-HP | 8241773    | 4  | 400    | 16         | 7/8        | 310   |
| NP-19-U7/8-HP | 8241452    | 10 | 475    | 19         | 7/8        | 370   |
| NP-22-U7/8-HP | 8034399    | 10 | 550    | 22         | 7/8        | 420   |

## NP-TEN

## TENON SAW




- Tenon saw for fine and medium thick materials, specially adapted for cutting of small-diameter timber and mitre guide sawing
- Hardpoint universal teeth for long lasting sharpness
- Heavy steel back for rigidity and accurate cutting
- Screwed, 1-piece, plastic handle

|           | <br>731151 |    | <br>mm | <br>" / mm | <br>T/P /" | <br>g |
|-----------|------------|----|--------|------------|------------|-------|
| NP-12-TEN | 8263959    | 10 | 300    | 12         | 13/14      | 450   |

## NP-VEN

## VENEER SAW



- Veneer saw for fine and medium thick materials, such as plywood, laminates and plastics
- Hardpoint universal teeth for long lasting sharpness
- Curved, toothed nose for starting cuts in the middle of the surface of the work piece
- Screwed, 1-piece, plastic handle

|           | <br>731151 |    | <br>mm | <br>" / mm | <br>T/P /" | <br>g |
|-----------|------------|----|--------|------------|------------|-------|
| NP-12-VEN | 8264260    | 10 | 300    | 12         | 13/14      | 240   |



NP-COM

COMPASS SAW



- Compass saw for all kinds of wood and plastic material
- Hardpoint universal teeth for long lasting sharpness
- Screwed, 1-piece, plastic handle

|           |                   |   |           |         |            |          |
|-----------|-------------------|---|-----------|---------|------------|----------|
|           |                   |   |           |         |            |          |
| NP-12-COM | 731151<br>8264277 | 4 | 300<br>mm | 12<br>" | 7/8<br>P/" | 120<br>g |

300

GENERAL PURPOSE SAW



- General purpose saw with fine teeth for smooth sawing in a wide variety of materials, including aluminium, plastics, laminates, wood and chipboard
- Fleam-toothing
- Toolbox size
- Screwed 1-piece plastic handle

|                  |                   |   |           |         |              |          |
|------------------|-------------------|---|-----------|---------|--------------|----------|
|                  |                   |   |           |         |              |          |
| 300-14-F15/16-HP | 731151<br>8005955 | 4 | 350<br>mm | 14<br>" | 15/16<br>P/" | 225<br>g |

NP-CONC

CONCRETE SAW



- Sawing lightweight cellular concrete blocks
- 625 mm extra long blade, equipped with cemented carbide tipped teeth
- Screwed wooden handle
- NP-CONC with 34 carbide tips
- NP-CONC-17/34 with 17 carbide tips

|               |                   |   |           |         |            |           |
|---------------|-------------------|---|-----------|---------|------------|-----------|
|               |                   |   |           |         |            |           |
| NP-CONC       | 731151<br>8264918 | 2 | 625<br>mm | 25<br>" | 1.2<br>P/" | 1040<br>g |
| NP-CONC-17/34 | 8264925           | 2 | 625<br>mm | 25<br>" | 1.2<br>P/" | 1040<br>g |



## OTHER HANDSAWS

### 2500 XT

### HANDSAWS

- Saw blade for cutting medium thick materials such as plywood, ordinary wood, fibre and chipboard or plastics
- Unique XT-toothing, hardpoint teeth for long lasting sharpness
- Screwed 2-component handle can be used for approximate 45° and 90° marking guide

|                | <br>731151 |   |     |    |       |     |
|----------------|------------|---|-----|----|-------|-----|
| 2500-16-XT-HP  | 8160159    | 4 | 400 | 16 | 11/12 | 390 |
| 2500-19-XT-HP  | 8160722    | 4 | 475 | 19 | 9/10  | 450 |
| 2500-22-XT-HP  | 8140922    | 4 | 550 | 22 | 9/10  | 490 |
| 2500-24-XT7-HP | 8181338    | 4 | 600 | 24 | 7/8   | 540 |

### 244

### HANDSAWS

- Saw blade for cutting medium thick materials
- Universal toothing, hardpoint teeth for long lasting sharpness
- Screwed 1-component handle can be used for approximate 45° and 90° marking guide

|                | <br>731151 |    |     |    |     |     |
|----------------|------------|----|-----|----|-----|-----|
| 244-20-U7/8-HP | 8012519    | 10 | 500 | 20 | 7/8 | 400 |
| 244-22-U7/8-HP | 8012526    | 10 | 550 | 22 | 7/8 | 475 |

### 244P

### HANDSAWS


- Saw blade for cutting medium thick materials
- Universal toothing, hardpoint teeth for long lasting sharpness
- Thicker blade for increased stability and precision
- Screwed 2-component handle can be used for approximate 45° and 90° marking guide

|               | <br>731151 |    |     |    |     |     |
|---------------|------------|----|-----|----|-----|-----|
| 244P-20-U7-HP | 8235499    | 4  | 500 | 20 | 7/8 | 490 |
| 244P-22-U7-HP | 8235482    | 10 | 550 | 22 | 7/8 | 510 |



369

MULTI UTILITY SAW



369-BLADE



- For a variety of materials such as wood, plywood, plastics, aluminium and thin metal
- Hardpoint teeth for long lasting sharpness. Made of 1.1 mm thick steel and with black colour coating for improved rust protection
- Equipped with interchangeable blade, which can be positioned at five different angles
- 369-BLADE spare blade

|           | <br>731151 |    | <br>mm | <br>"  | <br>P.T. | <br>g |
|-----------|------------|----|--------|--------|----------|-------|
| 369       | 8016524    | 4  | 360    | 14 1/2 | 13/14    | 440   |
| 369-BLADE | 8016531    | 20 | 360    | 14 1/2 | 13/14    | 140   |

296

MUSICAL SAW



- Musical saw with polished blade & a flat back
- Punched teeth not filed
- Total length including handle is 870 mm
- Traditional wooden handle

|     | <br>731151 |   | <br>mm | <br>" | <br>g |
|-----|------------|---|--------|-------|-------|
| 296 | 8034146    | 1 | 750    | 30    | 1050  |

396-LAP

FOLDING SAW



- General-purpose folding saw for cutting both green and dry wood, plastic, bone etc
- Specially designed for wildlife enthusiasts, hunters and campers
- XT hardpoint tothing, 7 TPI. Blade specially coated for rust protection and low friction
- 2-component plastic handle for perfect grip, with leather strap. Safety lock, locked also when folded


|           | <br>731151 |    | A<br>mm | B<br>mm | C<br>mm | <br>g |
|-----------|------------|----|---------|---------|---------|-------|
| 396-LAP   | 8172367    | 10 | 190     | 230     | 405     | 200   |
| 396-BLADE | 8299057    | 1  | 190     | -       | -       | 44    |








## MITRE BOX

233

### MITRE BOX



- Traditional mitre box made of laminated wood for left or right hand sawing at 45°, 90° and 135° angles
- 233-300-A with side-wall extended below bottom part for improved fixation of box





|  | <br>731151 |  | <br>mm | <br>g |
|---|---|--|---|--|
| 233-300   | 8044015   | 5  | 300x104x50  | 600  |
| 233-400   | 8044022   | 5  | 400x104x50  | 700  |
| 233-300-A   | 8044039   | 5  | 300x104x50  | 600  |

234-A

### MITRE BOX




- Aluminium mitre box with bottom of hard particle board
- For left or right hand sawing at 45°, 90° and 135° angles






|  | <br>731151 |  | <br>mm | <br>g |
|---|---|--|---|--|
| 234-A1  | 8013653   | 1  | 245x60x45   | 300  |
| 234-A2  | 8013660   | 1  | 245x100x30  | 500  |

234-W

### MITRE BOX



- Mitre box made of laminated wood for strength and stability
- For left or right hand sawing at 45°, 90° and 135° angles

|  | <br>731151 |  | <br>mm | <br>g |
|---|---|--|---|--|
| 234-W1  | 8013608   | 10   | 245x53x40   | 300  |
| 234-W2  | 8013615   | 10   | 300x70x50   | 400  |
| 234-W3  | 8013622   | 10   | 300x70x65   | 500  |



301

## COPING SAW



- Fine-precision work and sawing wood and plastics
- Nickel-plated steel frame
- Orange-lacquered, wooden beech handle
- Interchangeable blade fitted on retaining pins, turnable 360°
- Blade of hardened and tempered carbon steel, teeth milled and set, 14 TPI



301



8001384



5



165



260

303

## BLADES FOR COPING SAW



- Spare blade for saw 301
- Made of hardened and tempered carbon steel, teeth milled and set, 14 TPI



303-5P



8031435



10



165



25





## FRET SAWS AND BLADES

302

### FRET SAW



- Fret saw with frame made of flat, plated steel. Wooden beech handle, orange lacquered. Fitted with a blade for wood working. Cutting depth: 300 mm/12"
- Spare blades are available-
- Nos. 302-51W, 302-53W, 302-55W, 302-57W, 302-81S, 302-83S, for wood and plastic-
- Nos. 302-71M, 302-73M, 302-75M, for metal..

|     |            |   |        |       |
|-----|------------|---|--------|-------|
|     | <br>731151 |   | <br>mm | <br>g |
| 302 | 8013349    | 5 | 130    | 370   |

502

### FRET SAW



- Fret saw with frame made of 12 mm steel tube
- Cutting depth: 300 mm/12"
- Wooden handle

|     |            |   |        |       |
|-----|------------|---|--------|-------|
|     | <br>731151 |   | <br>mm | <br>g |
| 502 | 8130589    | 5 | 130    | 250   |

502/

### FRET SAW SET



- Fret saw sets, with 2 pieces for 502-SET2 and 6 pcs for 502-SET6

|          |            |   |       |
|----------|------------|---|-------|
|          | <br>731151 |   | <br>g |
| 502-SET2 | 8130664    | 5 | 130   |
| 502-SET6 | 8130633    | 5 | 500   |

302-6X4P

### FRET SAW BLADES

- Assortment of blades for fret saws 302 and 502
- Four blades each of: 51W, 53W, 55W, 57W, 73M and 83S







|          |            |   |             |       |
|----------|------------|---|-------------|-------|
|          | <br>731151 |   | <br>L<br>mm | <br>g |
| 302-6X4P | 8017590    | 1 | 130         | 20    |



## 302M

### FRET SAW BLADES







- Spare blade for fret saws 302 and 502, for metal
- Types of tooth: 1: Fine, 3-5: Medium, 7: Coarse

|  | <br>731151 |  |  | <br>mm | <br>g |
|---|---|---|---|---|--|
| 302-71M-12P   | 8013394   | 1   | 1   | 130   | 50   |
| 302-73M-12P   | 8013400   | 1   | 3   | 130   | 50   |
| 302-75M-12P   | 8013417   | 1   | 5   | 130   | 50   |
| 302-77M-12P   | 8207793   | 1   | 7   | 130   | 50   |

## 302S

### FRET SAW BLADES







- Spiral spare blade for fret saws 302 and 502, for wood and plastics
- Types of tooth: 1: Fine, 3: Medium, 5: Coarse

|  | <br>731151 |  |  | <br>mm | <br>g |
|---|---|---|---|---|--|
| 302-81S-12P   | 8013677   | 1   | 1   | 130   | 50   |
| 302-83S-12P   | 8013684   | 1   | 3   | 130   | 50   |
| 302-85S-12P   | 8207809   | 1   | 5   | 130   | 50   |

## 302W

### FRET SAW BLADES

- Spare blade for fret saws 302 and 502, for wood and plastic
- Types of tooth: 1-3: Fine, 5-7: Medium, 9-11: Coarse

|  | <br>731151 |  |  | <br>mm | <br>g |
|---|---|---|---|---|--|
| 302-51W-12P   | 8013356   | 1   | 1   | 130   | 50   |
| 302-53W-12P   | 8013363   | 1   | 3   | 130   | 50   |
| 302-55W-12P   | 8013370   | 1   | 5   | 130   | 50   |
| 302-57W-12P   | 8013387   | 1   | 7   | 130   | 50   |
| 302-59W-12P   | 8207779   | 1   | 9   | 130   | 50   |
| 302-511W-12P  | 8207786   | 1   | 11  | 130   | 50   |



10

## ERGO™ BOWSAWS

ergo®



- Bowsaw frame developed according to the scientific ERGO™ process
- ERGO™ handle with knuckle protector gives ergonomic comfort and safety
- Heavy duty bowsaw
- Made from high-quality steel and protected from rust and corrosion by a coating of high-impact enamel paint
- Design for demanding applications and tough environments as construction sites
- Lightweight tubing, 24" - 750 g, for easy handling
- Innovative tensioning mechanism for high blade tension (up to 120 kp) and straight cutting
- Better and stronger blade fitting for easy and safe blade change

|          | <br>731151 |   | <br>mm | <br>" |    | <br>g |
|----------|------------|---|--------|-------|----|-------|
| 10-21-51 | 8229344    | 5 | 530    | 21    | 51 | 680   |
| 10-24-23 | 8229368    | 5 | 604    | 24    | 23 | 743   |
| 10-24-51 | 8229351    | 5 | 604    | 24    | 51 | 743   |
| 10-30-23 | 8229382    | 5 | 760    | 30    | 23 | 865   |
| 10-30-51 | 8229375    | 5 | 760    | 30    | 51 | 865   |

332

## ERGO™ BOWSAWS

ergo®



- Bowsaw frame developed according to the scientific ERGO™ process
- Lightweight, heavy-duty saw with high blade tension for straight cutting
- Pointed nose for better access in tight areas, such as roofing and gardening
- Made from high-quality steel and protected from rust and corrosion by a coating of high-impact enamel paint
- Innovative easy-to-use mechanism allows for maximum tension and safe handling
- Integrated knuckle protector for protection of the hand

|           | <br>731151 |   | <br>mm | <br>" |    | <br>g |
|-----------|------------|---|--------|-------|----|-------|
| 332-21-51 | 8229337    | 5 | 530    | 21    | 51 | 663   |

2-21-51

## BOWSAW



- General-purpose 21" bowsaw with reversible blade
- Fitted with a type 51 blade for dry wood

|         | <br>731596 |   | <br>mm | <br>" |    | <br>g |
|---------|------------|---|--------|-------|----|-------|
| 2-21-51 | 2500011    | 5 | 530    | 21    | 51 | 620   |



**3-24-51**

**BOWSAW**



- General-purpose 24" bowsaw with reversible blade
- Fitted with a type 51 blade for dry wood

|         |            |   |         |        |        |       |
|---------|------------|---|---------|--------|--------|-------|
|         | <br>731596 |   | <br>607 | <br>24 | <br>51 | <br>9 |
| 3-24-51 | 2500028    | 5 | 607     | 24     | 51     | 740   |

**331**

**BOWSAW**



- A small handy 21" bowsaw for all-round use
- The pointed nose makes the saw ideal for use in tight spaces and it is well suited for pruning & roofing work
- Supplied with a 51 series blade for cutting dry wood


|              |            |   |         |        |        |       |
|--------------|------------|---|---------|--------|--------|-------|
|              | <br>731151 |   | <br>530 | <br>21 | <br>51 | <br>9 |
| 331-21-51-KP | 8003814    | 5 | 530     | 21     | 51     | 615   |

**SE -15/-16**

**BOWSAW**



SE-15



SE-16-21

- Professional bowsaw for all types of work, especially in building, gardening, farming and forestry applications
- Complete saw with a peg toothed blade, type 51, for cutting dry wood
- Powder painted steel tube for excellent rust protection
- Teeth points high-frequency, heat-induction hardened for long lasting performance
- The knuckle protector gives comfort and safety
- SE-16-21 with pointed nose for better access in tight areas
- 23 raker toothed blade for pruning and gardening (wet wood)

|             |            |   |        |       |       |       |
|-------------|------------|---|--------|-------|-------|-------|
|             | <br>731151 |   | <br>mm | <br>" | <br>" | <br>g |
| SE-16-21    | 8029807    | 5 | 530    | 21    | 51    | 570   |
| SE-16-21-23 | 8273934    | 5 | 530    | 21    | 23    | 570   |
| SE-15-24    | 8029838    | 5 | 610    | 24    | 51    | 675   |
| SE-15-30    | 8029821    | 5 | 760    | 30    | 51    | 800   |
| SE-15-30-23 | 8029845    | 5 | 760    | 30    | 23    | 800   |
| SE-15-32    | 8249168    | 5 | 810    | 32    | 51    | 840   |
| SE-15-36    | 8141202    | 5 | 910    | 36    | 51    | 920   |
| SE-15-36-23 | 8258276    | 5 | 910    | 36    | 23    | 920   |



333

## BOWSAW



- A general-purpose bowsaw for gardening and home repairs
- The steel frame has special blade holders with an extra strong blade attachment mechanism
- Reversible blade, hardened for durability, which can be rotated around its long axis

|     |            |   |        |        |       |       |
|-----|------------|---|--------|--------|-------|-------|
|     | <br>731151 |   | <br>mm | <br>mm |       | <br>g |
| 333 | 8005832    | 5 | 350    | 14     | 333-5 | 615   |

14-24

## BOWSAW



- A spiro frame well suited for building and construction jobs for the professional worker as well as the serious hobbyist
- Equipped with 3810 blade for cutting ventilation tubes, thin-walled steel tubes, soft metal reinforcement bars and aluminium joists and beams
- Made of strong, cold-drawn steel tubing

|            |            |   |        |        |       |
|------------|------------|---|--------|--------|-------|
|            | <br>731151 |   | <br>mm | <br>mm | <br>g |
| 14-24-3810 | 8002879    | 5 | 610    | 24     | 1100  |

9-12

## BOWSAW



- Toolbox-sized mini bowsaw, ideal for plumbers and electricians
- Easily stored
- With a 300 mm (12") type 51 blade for wood cutting and including a Sandflex® bi-metal hacksaw blade 3906
- Blade protector for safety and metal hand guard to prevent knuckle injuries

|                 |            |   |        |        |       |
|-----------------|------------|---|--------|--------|-------|
|                 | <br>731151 |   | <br>mm | <br>mm | <br>g |
| 9-12-51/3806-KP | 8044558    | 5 | 300    | 12     | 520   |







## 51

### BOWSAW BLADES



- For cutting dry, seasoned wood, as well as for cross-cutting fresh, green wood
- Peg toothing
- Hardened and tempered high-quality steel
- Tooth points high-frequency, heat-induction hardened for long lasting performance
- Rust-prevention treated and packed in individual sleeve printed with graphically illustrated text for correct blade selection






|  | <br>731151 |  | <br>mm | <br>g |
|---|---|---|---|--|
| 51-12   | 8044565   | 10  | 320   | 30   |
| 51-21   | 8003906   | 10  | 530   | 50   |
| 51-24   | 8003913   | 10  | 607   | 65   |
| 51-30   | 8003920   | 10  | 759   | 80   |
| 51-32   | 8003937   | 10  | 810   | 90   |
| 51-36   | 8003944   | 10  | 912   | 100  |

## 23

### BOWSAW BLADES



- Suitable for sawing in green wood
- Raker toothing
- Hardened and tempered high-quality steel
- Tooth points high-frequency, heat-induction hardened for long lasting performance
- Rust-prevention treated and packed in individual sleeve printed with graphically illustrated text for correct blade selection

|  | <br>731151 |  | <br>mm | <br>g |
|---|---|---|---|--|
| 23-15   | 8274665   | 10  | 380   | 33   |
| 23-21   | 8012274   | 10  | 530   | 45   |
| 23-24   | 8003852   | 10  | 607   | 60   |
| 23-30   | 8003869   | 10  | 759   | 75   |
| 23-32   | 8003876   | 10  | 810   | 85   |

## 333-5

### BOWSAW BLADES



- For sawing in green wood, this is the only blade for the 333 general-purpose saw
- Fine peg toothing
- Hardened and tempered high-quality steel
- Tooth points high-frequency, heat-induction hardened for long lasting performance
- Rust-prevention treated and packed in individual sleeve

|  | <br>731151 |  | <br>mm | <br>g |
|---|---|---|---|--|
| 333-5   | 8005849   | 10  | 350   | 30   |

# WOOD CHISELS & ACCESORIES

---

These precision instruments are ideal for a wide range of applications; from shaping the most delicate joints, to rugged construction-site work. Their precision-ground blades guarantee a super sharp bite. Available in various sizes, Bahco chisels offer a choice of handles carefully engineered to satisfy any requirements.



# Chapter Index


---

|                 |           |
|-----------------|-----------|
| WOOD CHISELS    | 1020-1026 |
| GRINDING STONES | 1027      |





# 434 ERGO™ SPLITPROOF CHISEL



Specially designed 2-component, splitproof ERGO™ handle maximizes control and comfort.


- Precision ground blade for maximum sharpness
- Hardened and tempered for long lasting performance
- Honed and ready to use. Polished blade for rust resistance
- Safety guard with rounded shoulders
- Protective holster included
- Size range: 4–40 mm



ergo®

## HAMMER IMPACT RESISTANT

Bahco 434 has a splitproof polyamide handle that absorbs repeated hammer blows. Developed by following Bahco ERGO™ Process and in close collaboration with professionals, it is tailored for more demanding carpentry and construction jobs. The 2-component handle fits the hand comfortably and provides a non-slip grip. The specially-designed safety guard has rounded shoulders.



# WRECKING KNIFE 2448

The Bahco wrecking knife is a heavy-duty product made of impact resistant PPE with a blade hardened to 58-61Hrc for a long, sharp life. It features a curved knuckle protector and therefore can be used as a lever for hard work.

The back edge of the tool can be struck with a hammer to work faster.

The wrecking knife can be used for making mortise joints in doors, splitting wood, etc.

**CURVED KNUCKLE GUARD**  
Protects fingers and stops them slipping onto the blade. Also can be used as a lever for fast work

**HOLSTER WITH BUTTON CLIP**  
Compatible with workwear



**SPLITPROOF**  
Hammer impact resistant

**BACK EDGE**  
Can be struck with a hammer

**WARNING**  
This product is very sharp and care should be taken during use to avoid injuries, e.g. cutting fingers



# WOOD CHISELS

434

## CHISELS

ergo®



- Chisel developed according to the scientific ERGO™ process
- Splitproof 2-component handle allows the use of a hammer
- Safety guard and rounded shoulders for added security
- Precision ground blade for maximum sharpness
- Hardened and tempered for long lasting performance
- Honed and ready to use
- Polished blade for increased rust resistance
- Protective holster included
- Size range: 6 to 38 mm (1/4 to 1 1/2")

|        | <br>731151 |   | A<br>mm | B<br>mm | <br>g |
|--------|------------|---|---------|---------|-------|
| 434-6  | 8238483    | 4 | 6       | 140     | 200   |
| 434-8  | 8238490    | 4 | 8       | 140     | 206   |
| 434-10 | 8238506    | 4 | 10      | 140     | 213   |
| 434-12 | 8238513    | 4 | 12      | 140     | 220   |
| 434-14 | 8238520    | 4 | 14      | 140     | 228   |
| 434-15 | 8238537    | 4 | 15      | 140     | 232   |
| 434-16 | 8238544    | 4 | 16      | 140     | 241   |
| 434-18 | 8238551    | 4 | 18      | 140     | 245   |
| 434-20 | 8238568    | 4 | 20      | 140     | 256   |
| 434-22 | 8238575    | 4 | 22      | 140     | 268   |
| 434-25 | 8238582    | 4 | 25      | 140     | 284   |
| 434-28 | 8238599    | 4 | 28      | 140     | 299   |
| 434-30 | 8238605    | 4 | 30      | 140     | 309   |
| 434-32 | 8238612    | 4 | 32      | 140     | 319   |
| 434-35 | 8238629    | 4 | 35      | 140     | 333   |
| 434-38 | 8238636    | 4 | 38      | 140     | 348   |

434-S3-EUR

## CHISELS

ergo®



- Chisel developed according to the scientific ERGO™ process
- Splitproof 2-component handle allows the use of a hammer
- Safety guard and rounded shoulders for added security
- Precision ground blade for maximum sharpness
- Hardened and tempered for long lasting performance
- Honed and ready to use
- Polished blade for increased rust resistance
- Set with individual holsters

|            | <br>731151 |   | <br>g |
|------------|------------|---|-------|
| 434-S3-EUR | 8249212    | 1 | 819   |

434-S3-EUR

12, 18, 25 mm





## 434-S6-EUR

ergo®



## CHISELS

- Chisel developed according to the scientific ERGO™ process
- Splitproof 2-component handle allows the use of a hammer
- Safety guard and rounded shoulders for added security
- Precision ground blade for maximum sharpness
- Hardened and tempered for long lasting performance
- Honed and ready to use
- Polished blade for increased rust resistance
- 6 piece set with tip protector
- In an exclusive wooden box

|            |            |                          |       |
|------------|------------|--------------------------|-------|
|            | <br>731151 |                          | <br>g |
| 434-S6-EUR | 8267544    | 1                        | 1600  |
| 434-S6-EUR |            | 6, 10, 12, 18, 25, 32 mm |       |



## 424P



## CHISELS


- Specially designed 2-component handle maximizes control and comfort
- Precision ground blade for maximum sharpness
- Hardened and tempered for long lasting performance
- Honed and ready to use
- Protective holster included
- Size range: 4 to 40 mm (5/32 to 1 9/16")

|         | <br>731151 |   | A<br>mm | B<br>mm | <br>g |
|---------|------------|---|---------|---------|-------|
| 424P-4  | 8238285    | 4 | 4       | 140     | 195   |
| 424P-6  | 8238292    | 4 | 6       | 140     | 201   |
| 424P-8  | 8238308    | 4 | 8       | 140     | 207   |
| 424P-10 | 8238315    | 4 | 10      | 140     | 214   |
| 424P-12 | 8238322    | 4 | 12      | 140     | 221   |
| 424P-14 | 8238339    | 4 | 14      | 140     | 229   |
| 424P-15 | 8238346    | 4 | 15      | 140     | 233   |
| 424P-16 | 8238353    | 4 | 16      | 140     | 242   |
| 424P-18 | 8238360    | 4 | 18      | 140     | 246   |
| 424P-20 | 8238377    | 4 | 20      | 140     | 257   |
| 424P-22 | 8238384    | 4 | 22      | 140     | 269   |
| 424P-24 | 8238391    | 4 | 24      | 140     | 280   |
| 424P-25 | 8238407    | 4 | 25      | 140     | 285   |
| 424P-26 | 8238414    | 4 | 26      | 140     | 290   |
| 424P-28 | 8238421    | 4 | 28      | 140     | 300   |
| 424P-30 | 8238438    | 4 | 30      | 140     | 310   |
| 424P-32 | 8238445    | 4 | 32      | 140     | 320   |
| 424P-35 | 8238452    | 4 | 35      | 140     | 334   |
| 424P-38 | 8238469    | 4 | 38      | 140     | 349   |
| 424P-40 | 8238476    | 4 | 40      | 140     | 358   |



# WOOD CHISELS

## 424P-S3-EUR




### CHISELS

- Specially designed 2-component handle maximizes control and comfort
- Precision ground blade for maximum sharpness
- Hardened and tempered for long lasting performance
- Honed and ready to use
- The set comes with individual holsters

|             | <br>731151 |               | <br>g |
|-------------|------------|---------------|-------|
| 424P-S3-EUR | 8249199    | 1             | 825   |
| 424P-S3-EUR |            | 12, 18, 25 mm |       |

## 424P-S6/S8



### CHISELS

- Specially designed 2-component handle maximizes control and comfort
- Precision ground blade for maximum sharpness
- Hardened and tempered for long lasting performance
- Honed and ready to use
- Set has tip protectors
- Comes in an exclusive wooden box

|             | <br>731151 |                                 | <br>g |
|-------------|------------|---------------------------------|-------|
| 424P-S6-EUR | 8269968    | 1                               | 1385  |
| 424P-S8-EUR | 8276393    | 1                               | 2240  |
| 424P-S6-EUR |            | 6, 10, 12, 18, 25, 32 mm        |       |
| 424P-S8-EUR |            | 6, 10, 12, 16, 18, 25, 32 38 mm |       |

## 414



### CHISELS

- 1-component polypropylene handle
- Precision ground blade for maximum sharpness
- Hardened and tempered for long lasting performance
- Protective holster included
- Size range: 6 to 38 mm (1/4 to 1 1/2")

|        | <br>731151 |   | A<br>mm | B<br>mm | <br>g |
|--------|------------|---|---------|---------|-------|
| 414-6  | 8238117    | 4 | 6       | 140     | 176   |
| 414-8  | 8238131    | 4 | 8       | 140     | 188   |
| 414-12 | 8238155    | 4 | 12      | 140     | 202   |
| 414-14 | 8238162    | 4 | 14      | 140     | 210   |
| 414-15 | 8238179    | 4 | 15      | 140     | 214   |
| 414-16 | 8238186    | 4 | 16      | 140     | 223   |
| 414-18 | 8238193    | 4 | 18      | 140     | 227   |
| 414-20 | 8238209    | 4 | 20      | 140     | 238   |
| 414-25 | 8238223    | 4 | 25      | 140     | 266   |
| 414-28 | 8238230    | 4 | 28      | 140     | 281   |
| 414-30 | 8238247    | 4 | 30      | 140     | 291   |
| 414-32 | 8238254    | 4 | 32      | 140     | 301   |
| 414-35 | 8238261    | 4 | 35      | 140     | 315   |
| 414-38 | 8238278    | 4 | 38      | 140     | 330   |







## 414-S

### CHISELS



- 1-component polypropylene handle
- Precision ground blade for maximum sharpness
- Hardened and tempered for long lasting performance
- Set comes with individual holsters

|  | <br>731151 |  | <br>g |
|---|---|---|--|
| 414-S3-EUR  | 8249205   | 1   | 766  |
| 414-S3-EUR  |   | 12, 18, 25 mm   |  |







## 425

### CHISELS



- Handle of red beech wood, with nickel plated steel ferrule to prevent it from splitting when struck
- Blades of high-quality tool steel with tapered neck
- Chisels have a full bevel pattern, which means the sides of the blades have been bevelled down to approximately half the blade thickness
- Ground and ready for use
- One flat side prevents the chisel from rolling off the work bench
- Fitted with a tip protector


|  | <br>731151 |  | A<br>mm | B<br>mm | <br>g |
|---|---|---|---------|---------|--|
| 425-4   | 8030810   | 4   | 4       | 140     | 80   |
| 425-6   | 8004590   | 4   | 6       | 140     | 98   |
| 425-8   | 8004606   | 4   | 8       | 140     | 100  |
| 425-10  | 8004613   | 4   | 10      | 140     | 114  |
| 425-12  | 8004620   | 4   | 12      | 140     | 114  |
| 425-14  | 8004637   | 4   | 14      | 140     | 140  |
| 425-15  | 8017767   | 4   | 15      | 140     | 140  |
| 425-16  | 8004644   | 4   | 16      | 140     | 140  |
| 425-18  | 8004651   | 4   | 18      | 140     | 136  |
| 425-20  | 8004668   | 4   | 20      | 140     | 170  |
| 425-22  | 8004675   | 4   | 22      | 140     | 170  |
| 425-24  | 8005993   | 4   | 24      | 140     | 200  |
| 425-25  | 8004682   | 4   | 25      | 140     | 200  |
| 425-26  | 8006006   | 4   | 26      | 140     | 200  |
| 425-28  | 8004699   | 4   | 28      | 140     | 250  |
| 425-30  | 8004705   | 4   | 30      | 140     | 250  |
| 425-32  | 8004712   | 4   | 32      | 140     | 250  |
| 425-35  | 8017774   | 4   | 35      | 140     | 300  |
| 425-38  | 8004729   | 4   | 38      | 140     | 310  |
| 425-40  | 8017781   | 4   | 40      | 140     | 330  |



# WOOD CHISELS

425-081/082

## CHISELS



- Handle of red beech wood, with nickel plated steel ferrule to prevent it from splitting when struck
- Blades of high-quality tool steel with tapered neck
- Chisels and gouges have a full bevel pattern, which means the sides of the blades have been bevelled down to approximately half the blade thickness
- Ground and ready for use
- One flat side prevents the chisel from rolling off the work bench
- Fitted with a tip protector

|         | <br>731151 |   | <br>g |
|---------|------------|---|-------|
| 425-081 | 8010669    | 1 | 560   |
| 425-082 | 8010676    | 1 | 780   |

|                          |  |                                 |  |
|--------------------------|--|---------------------------------|--|
| 425-081<br>12, 18, 25 mm |  | 425-082<br>6, 10, 12, 18, 25 mm |  |
|--------------------------|--|---------------------------------|--|

425-083

## CHISELS



- Handle of red beech wood, with nickel plated steel ferrule to prevent it from splitting when struck
- Blades of high-quality tool steel with tapered neck
- Chisels have a full bevel pattern, which means the sides of the blades have been bevelled down to approximately half the blade thickness
- Ground and ready for use
- One flat side prevents the chisel from rolling off the work bench
- Fitted with a tip protector
- Comes in wooden box

|         | <br>731151 |   | <br>g |
|---------|------------|---|-------|
| 425-083 | 8010683    | 1 | 1600  |


  

|         |  |                          |
|---------|--|--------------------------|
| 425-083 |  | 6, 10, 12, 18, 25, 32 mm |
|---------|--|--------------------------|



## 1031

## CHISELS




- Handle of very tough red plastic compound
- Use club or hammer with care
- All chisels have blades of high-quality tool steel with tapered neck
- Chisels and gouges have a full bevel pattern, which means the sides of the blades have been bevelled down to approximately half the blade thickness
- Ground, honed and ready for use

|         | <br>731151 |   | A<br>mm | B<br>mm | <br>g |
|---------|------------|---|---------|---------|-------|
| 1031-4  | 0025411    | 5 | 4       | 140     | 100   |
| 1031-6  | 0025428    | 5 | 6       | 140     | 100   |
| 1031-8  | 0025435    | 5 | 8       | 140     | 110   |
| 1031-10 | 0025442    | 5 | 10      | 140     | 115   |
| 1031-12 | 0025459    | 5 | 12      | 140     | 115   |
| 1031-14 | 0025466    | 5 | 14      | 140     | 135   |
| 1031-16 | 0025473    | 5 | 16      | 140     | 140   |
| 1031-18 | 0025480    | 5 | 18      | 140     | 155   |
| 1031-20 | 0025497    | 5 | 20      | 140     | 160   |
| 1031-22 | 0025503    | 5 | 22      | 140     | 170   |
| 1031-25 | 0025510    | 5 | 25      | 140     | 200   |
| 1031-28 | 0025527    | 5 | 28      | 140     | 210   |
| 1031-30 | 0025534    | 5 | 30      | 140     | 220   |
| 1031-32 | 0025541    | 5 | 32      | 140     | 230   |
| 1031-40 | 0025558    | 5 | 40      | 140     | 305   |

## 9883

## CHISELS



- Handle of very tough red plastic compound
- Use club or hammer with care
- All chisels have blades of high-quality tool steel with tapered neck
- Chisels and gouges have a full bevel pattern, which means the sides of the blades have been bevelled down to approximately half the blade thickness
- Ground, honed and ready for use

|      | <br>731415           |   | <br>g |
|------|----------------------|---|-------|
| 9883 | 0043293              | 1 | 700   |
| 1031 | 6, 12, 16, 20, 25 mm |   |       |








# WOOD CHISELS

956

## SPARE HANDLE



- Spare handle for 1031 chisels

|     |            |   |       |
|-----|------------|---|-------|
|     | <br>731415 |   | <br>g |
| 956 | 0025190    | 1 | 50    |

422P

## GOUGE




- Specially designed 2-component handle maximizes control and comfort
- Curved for cutting shallow indentations or curved grooves
- Precision ground blade for maximum sharpness
- Hardened and tempered for long lasting performance
- Honed and ready to use
- Protective holster included

|         | <br>731151 |   | A<br>mm | B<br>mm | <br>g |
|---------|------------|---|---------|---------|-------|
| 422P-6  | 8248352    | 4 | 6       | 158     | 180   |
| 422P-10 | 8248369    | 4 | 10      | 158     | 190   |
| 422P-12 | 8248376    | 4 | 12      | 158     | 200   |
| 422P-16 | 8248383    | 4 | 16      | 158     | 215   |
| 422P-20 | 8248390    | 4 | 20      | 158     | 220   |
| 422P-25 | 8248406    | 4 | 25      | 158     | 250   |

2448

## WRECKING KNIFE



- Heavy duty product made from impact resistant PPE with a blade hardened to 58-61 Hrc for a long lasting edge
- Curved knuckle protector can be used as a lever for hard work
- The back edge of the tool can be struck with a hammer to make working faster
- Uses are for making mortise joints in doors, splitting wood, amongst other uses
- 4 mm thick blade for heavy duty use
- 100 mm long blade which increases the striking area

|         | <br>731415 |    | A<br>mm | B<br>mm | C<br>mm | D<br>mm | <br>g |
|---------|------------|----|---------|---------|---------|---------|-------|
| 2448    | 0136049    | 12 | 231     | 100     | 25      | 4       | 200   |
| SB-2448 | 0136056    | 10 | 231     | 100     | 25      | 4       | 260   |




2448







## 528-700

## GRINDING STONE

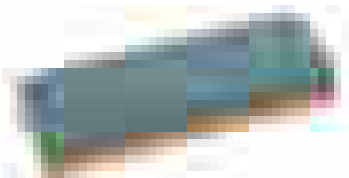


- Natural stone with approx. 700 grains/cm<sup>2</sup> to achieve a razor-sharp cutting edge on chisels, plane irons and other tools
- A pre-condition is that the tools have no dents or rough cutting surface, otherwise they have to be treated with the rough side of combination stone 528-COM first
- Dents and rough surfaces might damage the surface of this stone by making grooves






|   |   |   |   |  |
|---|---|---|---|--|
|  | <br>731151 |  | <br>mm | <br>g |
| 528-700   | 8188993   | 1   | 150   | 420  |

## 528-COM

## GRINDING STONE



- Artificial combination stone with two grains for restoring and sharpening the cutting edge of chisels, plane irons etc
- Side A - rough side with 120 grains/cm<sup>2</sup>, suitable for removal of dents in the cutting edge, to even or straighten out cutting surface, following the original pattern of the tool
- Side B - fine side with 400 grains/cm<sup>2</sup>, suitable for sharpening of cutting edges and smoothing of cutting surfaces

|   |   |   |   |  |
|---|---|---|---|--|
|  | <br>731151 |  | <br>mm | <br>g |
| 528-COM   | 8188986   | 1   | 150   | 340  |

# SCISSORS & KNIVES

---

In use for centuries, scissors and knives have been continually improved and adapted for all kinds of purposes.

Some Bahco scissors and knives have been designed to cut all types of materials, while others are suited to specific applications such as roofing paper and electrical wiring.

The Bahco range includes specialist products such as aviation snips and metal shears for cutting tough material, as well as electrician knives and scissors for a wide range of high-voltage applications.

There are also more multipurpose tools such as utility knives, multitools, carpenter and pruning knives.

They all provide the professional user with the essential products they rely on every day.



# Chapter Index

---

|              |           |
|--------------|-----------|
| METAL SHEARS | 1032-1041 |
| SCISSORS     | 1042-1043 |
| KNIVES       | 1044-1048 |



# METAL SHEARS

The Bahco metal shear range helps you use the right shear to get your job done more efficiently. Whether working in heavy industry or doing lighter

metal-cutting jobs, you will find shears that are fit for purpose. The tables below will help you find the right tool for the job.

Recommendations may vary slightly for harder and extreme gauges.

| Shears | Industrial branch   |                       |                      |         |                  |                |                         |                          |
|--------|---------------------|-----------------------|----------------------|---------|------------------|----------------|-------------------------|--------------------------|
|        | HV/ AC installation | Dry-wall installation | Ceiling installation | Roofing | Tech. insulation | Heavy industry | Warehouse strap-cutting | Discerning private usage |
| MA225  | ●●●                 | ●●●                   |                      |         |                  |                |                         |                          |
| MA225R | ●●                  | ●●                    | ●●                   | ●●      | ●●               |                | ●                       |                          |
| MA225L | ●●                  | ●●                    | ●●                   | ●●      | ●●               |                | ●                       |                          |
| MA321  | ●●                  | ●●                    | ●●                   | ●●      | ●●               |                | ●                       |                          |
| MA311  | ●●                  | ●●                    | ●●                   | ●●      | ●●               |                | ●                       |                          |
| MA325  | ●                   |                       |                      | ●       | ●                |                | ●●●                     |                          |
| MA361  | ●                   |                       |                      | ●       | ●                |                | ●●●                     |                          |
| MA351  | ●                   |                       |                      | ●       | ●                |                | ●●●                     |                          |
| MA431  |                     | ●                     | ●                    |         |                  |                |                         | ●●                       |
| MA421  |                     | ●                     | ●                    |         |                  |                | ●                       | ●●                       |
| MA401  |                     | ●                     | ●                    |         |                  |                | ●                       | ●●                       |
| MA411  |                     | ●                     | ●                    |         |                  |                | ●                       | ●●                       |
| MR126  |                     | ●●                    | ●●                   |         |                  |                | ●●                      | ●                        |
| MR227R | ●●                  |                       |                      | ●●      | ●●               |                | ●                       | ●                        |
| MR227L | ●●                  |                       |                      | ●●      | ●●               |                | ●                       | ●                        |
| MR340  | ●●                  |                       |                      | ●●●     | ●●               |                |                         | ●●                       |
| MR726  |                     | ●                     | ●                    |         |                  |                |                         | ●                        |
| M126   |                     | ●●                    | ●●                   |         |                  |                | ●●                      |                          |
| M227R  | ●●                  |                       |                      | ●●      | ●●               |                | ●                       |                          |
| M227L  | ●●                  |                       |                      | ●●      | ●●               |                | ●                       |                          |
| M330   | ●●                  |                       |                      | ●●      |                  |                |                         |                          |
| M526   |                     | ●                     | ●                    | ●       |                  |                |                         |                          |
| M722   |                     | ●                     | ●                    | ●       |                  |                |                         |                          |
| M726   |                     | ●                     | ●                    | ●       |                  |                |                         |                          |
| M730   |                     | ●                     | ●                    | ●       |                  |                |                         |                          |
| 8691   |                     |                       |                      | ●       | ●                |                |                         |                          |
| 583D   | ●●●                 |                       |                      | ●●●     | ●●●              |                |                         | ●●●                      |
| 584D   | ●●●                 |                       |                      | ●●●     | ●●●              |                |                         | ●●●                      |
| 585D   | ●●●                 |                       |                      | ●●●     | ●●●              |                |                         | ●●●                      |
| 586D   | ●●●                 |                       |                      | ●●●     | ●●●              |                |                         | ●●●                      |
| M926   | ●●                  |                       |                      | ●●      | ●●               |                |                         |                          |
| M676   |                     |                       |                      |         |                  | ●●●            |                         |                          |
| M6376  |                     |                       |                      |         |                  | ●●●            |                         |                          |

highly recommended: ●●● / recommended: ●● / useful: ●

| Shears | Type of cut     |          |          |          |           |                      |               |                |
|--------|-----------------|----------|----------|----------|-----------|----------------------|---------------|----------------|
|        | Corner-snipping | Notching | Sharving | Left-cut | Right-cut | Straight through cut | Left hole-cut | Right hole-cut |
| MA225  | ●●●             | ●●●      | ●●●      |          |           |                      |               |                |
| MA225R | ●●              | ●●       | ●●       |          | ●●        |                      |               | ●              |
| MA225L | ●●              | ●●       | ●●       | ●●       |           |                      | ●             |                |
| MA321  | ●●              | ●●       | ●●       |          | ●●        |                      |               | ●              |
| MA311  | ●●              | ●●       | ●●       | ●●       |           |                      | ●             |                |
| MA325  | ●●              | ●●       | ●●       |          |           | ●●                   |               |                |
| MA361  | ●●              | ●●       | ●●       |          | ●●        |                      |               |                |
| MA351  | ●●              | ●●       | ●●       | ●●       |           |                      |               |                |
| MA431  | ●●              | ●●       | ●●       |          |           | ●                    |               |                |
| MA421  | ●●              | ●●       | ●●       |          |           | ●●                   |               |                |
| MA401  | ●●              | ●●       | ●●       | ●        |           |                      |               |                |
| MA411  | ●●              | ●●       | ●●       |          | ●         |                      |               |                |
| MR126  | ●●●             | ●●●      | ●●●      |          |           |                      |               |                |
| MR227R | ●●              | ●●       | ●●       |          | ●●        |                      |               | ●              |
| MR227L | ●●              | ●●       | ●●       | ●●       |           |                      | ●             |                |
| MR340  | ●●              | ●●       | ●●       |          |           | ●●●                  |               |                |
| MR726  | ●●●             | ●●●      | ●●●      |          |           |                      |               |                |
| M126   | ●●●             | ●●●      | ●●●      |          |           |                      |               |                |
| M227R  | ●●              | ●●       | ●●       |          | ●●        |                      |               | ●              |
| M227L  | ●●              | ●●       | ●●       | ●●       |           |                      | ●             |                |
| M330   | ●●              | ●●       | ●●       |          |           | ●●●                  |               |                |
| M526   | ●●●             | ●●●      | ●●●      |          |           |                      |               |                |
| M722   | ●●●             | ●●●      | ●●●      |          |           |                      |               |                |
| M726   | ●●●             | ●●●      | ●●●      |          |           |                      |               |                |
| M730   | ●●●             | ●●●      | ●●●      |          |           |                      |               |                |
| 8691   | ●●              | ●●       | ●        |          | ●●        |                      |               |                |
| 583D   | ●●●             | ●●       | ●●●      | ●●●      |           | ●●●                  | ●●●           |                |
| 584D   | ●●●             | ●●       | ●●●      |          | ●●●       | ●●●                  |               | ●●●            |
| 585D   | ●●●             | ●●       | ●●●      | ●●●      |           | ●●●                  | ●●●           |                |
| 586D   | ●●●             | ●●       | ●●●      |          | ●●●       | ●●●                  |               | ●●●            |
| M926   |                 |          |          | ●        | ●         | ●●                   |               |                |
| M676   | ●●●             | ●●       | ●        |          |           |                      |               |                |
| M6376  | ●●●             | ●●       | ●        |          |           | ●●●                  |               |                |

highly recommended: ●●● / recommended: ●● / useful: ●



# METAL SHEARS

## MA225

### AVIATION/COMPOUND SHEARS



- Aviation shears for straight cutting of hard and difficult-to-cut steel plate
- With lever action for highest efficiency
- Forged blades, made of specially hardened tool steel
- Blade angles sharpened for long and consistent performance
- Strong handles of fibreglass and nylon for safe and comfortable grip
- Single hand operated safety lock
- Packaging: On informative card
- Cutting capacity: 1 - Stainless steel, 2 - Cold rolled steel

|       |            |   |             |             |             |       |
|-------|------------|---|-------------|-------------|-------------|-------|
|       | <br>731151 |   | <br>L<br>mm | <br>1<br>mm | <br>2<br>mm | <br>g |
| MA225 | 8161057    | 4 | 250         | 0.8         | 1.2         | 420   |

## MA225L

### AVIATION/COMPOUND SHEARS



- Aviation shears for straight and left cutting of hard and difficult-to-cut steel plate
- With lever system for highest efficiency
- Forged blades, made of specially hardened tool steel
- Blade angles sharpened for long and consistent performance
- Strong handles of fibreglass and nylon for safe and comfortable grip
- Single hand operated safety lock
- Packaging: On informative card
- Cutting capacity: 1 - Stainless steel, 2 - Cold rolled steel

|        |            |   |             |             |             |       |
|--------|------------|---|-------------|-------------|-------------|-------|
|        | <br>731151 |   | <br>L<br>mm | <br>1<br>mm | <br>2<br>mm | <br>g |
| MA225L | 8161033    | 4 | 250         | 0.8         | 1.2         | 420   |

## MA225R

### AVIATION/COMPOUND SHEARS



- Aviation shears for straight and right cutting of hard and difficult-to-cut steel plate
- With lever system for highest efficiency
- Forged blades, made of specially hardened tool steel
- Blade angles sharpened for long and consistent performance
- Strong handles of fibreglass and nylon for safe and comfortable grip
- Single hand operated safety lock
- Packaging: On informative card
- Cutting capacity: 1 - Stainless steel, 2 - Cold rolled steel

|        |            |   |             |             |             |       |
|--------|------------|---|-------------|-------------|-------------|-------|
|        | <br>731151 |   | <br>L<br>mm | <br>1<br>mm | <br>2<br>mm | <br>g |
| MA225R | 8161040    | 4 | 250         | 0.8         | 1.2         | 420   |



MA401

AVIATION/COMPOUND SHEARS



- Metal shears designed for occasional use by craftsmen and home use
- Cut sheet metal up to 1.5 mm
- Forged from steel containing chromium and molybdenum for good resistance
- Milled cutting edges, serrated and induction hardened to 60-62 HRC
- Lever system increases efficiency
- Handles with soft grip part and return spring to enhance the working comfort
- Red handle = left cut
- Cutting capacity: 1 - Stainless steel, 2 - Cold rolled steel

|       |                   |   |           |           |           |          |
|-------|-------------------|---|-----------|-----------|-----------|----------|
|       |                   |   |           |           |           |          |
| MA401 | 731415<br>0167593 | 4 | 250<br>mm | 0.7<br>mm | 1.2<br>mm | 390<br>g |

MA411

AVIATION/COMPOUND SHEARS



- Metal shears designed for occasional use by craftsmen and home use
- Cut sheet metal up to 1.5 mm
- Forged from steel containing chromium and molybdenum for good resistance
- Milled cutting edges, serrated and induction hardened to 60-62 HRC
- Lever system increases efficiency
- Handles with soft grip part and return spring to enhance the working comfort
- Green handles = right cut
- Cutting capacity: 1 - Stainless steel, 2 - Cold rolled steel

|       |                   |   |           |           |           |          |
|-------|-------------------|---|-----------|-----------|-----------|----------|
|       |                   |   |           |           |           |          |
| MA411 | 731415<br>0167609 | 4 | 250<br>mm | 0.7<br>mm | 1.2<br>mm | 395<br>g |

MA421

AVIATION/COMPOUND SHEARS



- Metal shears designed for occasional use by craftsmen and home use
- Cut sheet metal up to 1.5 mm
- Forged from steel containing chromium and molybdenum for good resistance
- Milled cutting edges, serrated and induction hardened to 60-62 HRC
- Lever system increases efficiency
- Handles with soft grip part and return spring to enhance the working comfort
- Yellow handles = straight cut
- Cutting capacity: 1 - Stainless steel, 2 - Cold rolled steel

|       |                   |   |           |           |           |          |
|-------|-------------------|---|-----------|-----------|-----------|----------|
|       |                   |   |           |           |           |          |
| MA421 | 731415<br>0167616 | 4 | 250<br>mm | 0.7<br>mm | 1.2<br>mm | 405<br>g |





# METAL SHEARS

## MA431




### AVIATION/COMPOUND SHEARS

- Multipurpose metal shears designed for occasional use by craftsmen, and home use
- Cut sheet metal up to 1.1 mm and the length of the cut is 75 mm
- Forged from a steel alloy containing chromium and molybdenum for good resistance
- Milled cutting edges, serrated and induction hardened to 58-60 HRC
- Lever system increases efficiency
- Handles with soft grip part and return spring to enhance the working comfort
- Orange handles = long, straight cut
- Cutting capacity: 1 - Stainless steel, 2 - Cold rolled steel

|       |            |   |             |             |             |       |
|-------|------------|---|-------------|-------------|-------------|-------|
|       | <br>731415 |   | <br>L<br>mm | <br>1<br>mm | <br>2<br>mm | <br>g |
| MA431 | 0181544    | 1 | 290         | 0.53        | 0.94        | 465   |

## MA311



### AVIATION/COMPOUND SHEARS

- Metal shears designed for professional use
- Cutting capacity up to 1.8 mm of sheet metal
- Forged from a steel alloy containing chromium and molybdenum for high resistance
- Milled cutting edges, serrated and induction hardened to 60-62 HRC
- Lever system increases efficiency
- Handles with soft grip part and return spring to enhance the working comfort
- Red handles = left cut
- Cutting capacity: 1 - Stainless steel, 2 - Cold rolled steel

|       |            |   |             |             |             |       |
|-------|------------|---|-------------|-------------|-------------|-------|
|       | <br>731415 |   | <br>L<br>mm | <br>1<br>mm | <br>2<br>mm | <br>g |
| MA311 | 0181568    | 1 | 260         | 0.9         | 1.5         | 490   |

## MA321



### AVIATION/COMPOUND SHEARS

- Metal shears designed for professional use
- Cutting capacity up to 1.8 mm of sheet metal
- Forged from a steel alloy containing chromium and molybdenum for high resistance
- Milled cutting edges, serrated and induction hardened to 60-62 HRC
- Lever system increases efficiency
- Handles with soft grip and return spring to enhance working comfort
- Green handles = right cut
- Cutting capacity: 1 - Stainless steel, 2 - Cold rolled steel

|       |            |   |             |             |             |       |
|-------|------------|---|-------------|-------------|-------------|-------|
|       | <br>731415 |   | <br>L<br>mm | <br>1<br>mm | <br>2<br>mm | <br>g |
| MA321 | 0181551    | 1 | 260         | 0.9         | 1.5         | 490   |



## MA325




### PASS-THROUGH/ COMPOUND SHEARS

- Compound shears with lever action
- For straight cutting and passing through cuts in hard and difficult-to-cut steel plate
- Forged blades, made of specially hardened tool steel
- Blade angles sharpened for long and consistent performance
- Strong handles of fibreglass and nylon for safe and comfortable grip
- Single hand operated safety lock
- Packaging: On informative card
- Cutting capacity: 1 - Stainless steel, 2 - Cold rolled steel

|       |            |   |             |             |             |       |
|-------|------------|---|-------------|-------------|-------------|-------|
|       | <br>731151 |   | <br>L<br>mm | <br>1<br>mm | <br>2<br>mm | <br>g |
| MA325 | 8161064    | 4 | 250         | 0.8         | 1.2         | 430   |

## MA361



### PASS-THROUGH/ COMPOUND SHEARS

- Metal shears designed for professional use
- Cutting capacity up to 1.8 mm of sheet metal
- Cutting head particularly adapted for long cuts in confined spaces, allows hands to be kept above the work piece
- Jaws forged from steel alloy containing chromium and molybdenum for high resistance
- Milled cutting edges, serrated and induction hardened to 60-62 HRC
- Lever system increases efficiency
- Handles with soft grip part and return spring to enhance working comfort
- Green handles = right cut
- Cutting capacity: 1 - Stainless steel, 2 - Cold rolled steel

|       |            |   |             |             |             |       |
|-------|------------|---|-------------|-------------|-------------|-------|
|       | <br>731415 |   | <br>L<br>mm | <br>1<br>mm | <br>2<br>mm | <br>g |
| MA361 | 0181575    | 1 | 250         | 1           | 1.5         | 550   |

## MA351



### PASS-THROUGH/ COMPOUND SHEARS

- Metal shears designed for professional use and for cutting very hard and thick tin
- Cutting capacity up to 1.8 mm of sheet metal
- Cutting head particularly adapted for making long cuts in confined spaces, allows hands to be kept above the work pieces
- Jaws forged of a steel alloy containing chromium and molybdenum for high resistance
- Milled cutting edges, serrated and induction hardened to 60-62 HRC
- Lever system increases efficiency
- Handles with soft grip and return spring to enhance working comfort
- Red handles = left cut
- Cutting capacity: 1 - Stainless steel, 2 - Cold rolled steel


|       |            |   |             |             |             |       |
|-------|------------|---|-------------|-------------|-------------|-------|
|       | <br>731415 |   | <br>L<br>mm | <br>1<br>mm | <br>2<br>mm | <br>g |
| MA351 | 0181582    | 1 | 250         | 1           | 1.5         | 550   |



# METAL SHEARS

## M126

### TRADITIONAL/INDUSTRIAL SHEARS



- Straight cutting metal shears with 2 thin blades
- For corner snipping, shaving, notching works when work-space is limited
- Forged blades, made of specially hardened tool steel
- Blade angles sharpened for long and consistent performance
- Industrial packaging
- Cutting capacity: 1 - Stainless steel, 2 - Cold rolled steel

|      |            |   |     |     |     |     |
|------|------------|---|-----|-----|-----|-----|
|      | <br>731151 |   |     |     |     |     |
| M126 | 8160920    | 4 | 260 | 0.6 | 1.2 | 500 |

## M330

### TRADITIONAL/INDUSTRIAL SHEARS




- Pass-through cutting metal shear
- For long straight cuts through the sheet metal
- Forged blades, made of specially hardened tool steel
- Blade angles sharpened for long and consistent performance
- Industrial packaging
- Cutting capacity: 1 - Stainless steel, 2 - Cold rolled steel

|      |            |   |        |     |     |     |
|------|------------|---|--------|-----|-----|-----|
|      | <br>731151 |   |        |     |     |     |
| M330 | 8160906    | 4 | 11 3/4 | 0.9 | 1.5 | 790 |

## M730

### TRADITIONAL/INDUSTRIAL SHEARS




- Straight cutting metal shears with 1 thin/1 thick blade
- Also called "Universal straight metal shears"
- For corner snipping, shaving, notching works
- Cutting capacity: 1 - Stainless steel, 2 - Cold rolled steel

|      |            |   |     |     |     |     |
|------|------------|---|-----|-----|-----|-----|
|      | <br>731151 |   |     |     |     |     |
| M722 | 8160937    | 4 | 220 | 0.4 | 1.0 | 360 |
| M726 | 8160944    | 4 | 260 | 0.6 | 1.2 | 500 |
| M730 | 8160968    | 2 | 300 | 0.6 | 1.2 | 700 |



8691

TRADITIONAL/INDUSTRIAL SHEARS



- Right cutting metal shears, Spanish type, called model Madrid
- Hardness in the cutting edge 53-57 HRC

|           | <br>841334 |   | A<br>mm | L<br>mm | <br>g |
|-----------|------------|---|---------|---------|-------|
| 869102000 | 5083645    | 6 | 38      | 200     | 350   |
| 869102500 | 5083669    | 6 | 44      | 250     | 525   |
| 869103000 | 5116640    | 6 | 50      | 300     | 730   |

MR126

TRADITIONAL/RETAIL SHEARS



- Straight cutting metal shears with 2 thin blades
- For corner snipping, shaving works when work-space is limited
- Forged blades, made of specially hardened tool steel
- Blade angles sharpened for long and consistent performance
- Strong handles with plastic sleeves for comfortable grip, with removable return spring
- Packaging: Informative retail card
- Cutting capacity: 1 - Stainless steel, 2 - Cold rolled steel

|       | <br>731151 |   | <br>L<br>mm | <br>1<br>mm | <br>2<br>mm | <br>g |
|-------|------------|---|-------------|-------------|-------------|-------|
| MR126 | 8161019    | 4 | 260         | 0.6         | 1.2         | 510   |

MR227L

TRADITIONAL/RETAIL SHEARS



- Left and straight cutting metal shears with 2 thin blades
- For cutting arcs to the left, for trimming and notching works when work-space is limited
- Forged blades, made of specially hardened tool steel
- Blade angles sharpened for long and consistent performance
- Strong handles with plastic sleeves for comfortable grip and removable return spring
- Cutting capacity: 1 - Stainless steel, 2 - Cold rolled steel

|        | <br>731151 |   | <br>L<br>mm | <br>1<br>mm | <br>2<br>mm | <br>g |
|--------|------------|---|-------------|-------------|-------------|-------|
| MR227L | 8161002    | 4 | 270         | 0.6         | 1.2         | 570   |



# METAL SHEARS

## MR227R



### TRADITIONAL/RETAIL SHEARS

- Right and straight cutting metal shears with 2 thin blades
- For cutting arcs to the right, for trimming and notching work when work-space is limited
- Forged blades, made of specially hardened tool steel
- Blade angles sharpened for long and consistent performance
- Strong handles with plastic sleeves for comfortable grip and removable return spring
- Cutting capacity: 1 - Stainless steel, 2 - Cold rolled steel

|        |            |   |             |             |             |       |
|--------|------------|---|-------------|-------------|-------------|-------|
|        | <br>731151 |   | <br>L<br>mm | <br>1<br>mm | <br>2<br>mm | <br>g |
| MR227R | 8160999    | 4 | 270         | 0.6         | 1.2         | 570   |

## MR726



### TRADITIONAL/RETAIL SHEARS

- Straight cutting metal shear with 1 thin/1 thick blade
- Also called "Universal straight metal shear"
- For corner snipping, shaving, notching works
- Forged blades made of specially hardened tool steel
- Blade angles sharpened for long and consistent performance
- Strong handles with plastic sleeves for comfortable grip and removable return spring
- Cutting capacity: 1 - Stainless steel, 2 - Cold rolled steel

|       |            |   |             |             |             |       |
|-------|------------|---|-------------|-------------|-------------|-------|
|       | <br>731151 |   | <br>L<br>mm | <br>1<br>mm | <br>2<br>mm | <br>g |
| MR726 | 8161026    | 4 | 260         | 0.6         | 1.2         | 510   |

## MR340

### PASS-THROUGH SHEARS

- "Pelican shear", designed to cut straight and pass-through the sheet metal
- Length of cut: 70 mm
- Forged blades, made of specially hardened tool steel
- Strong handles with plastic sleeves for comfortable grip
- Blade angles sharpened for long and consistent performance
- Packaging: Informative retail card
- Cutting capacity: 1 - Stainless steel, 2 - Cold rolled steel

|       |            |   |             |             |             |       |
|-------|------------|---|-------------|-------------|-------------|-------|
|       | <br>731151 |   | <br>L<br>mm | <br>1<br>mm | <br>2<br>mm | <br>g |
| M330  | 8160906    | 4 | 300         | 0.9         | 1.5         | 790   |
| MR340 | 8197537    | 2 | 350         | 0.4         | 1.2         | 800   |



M330

MR340



## 583D

### OFFSET RIGHT METAL SHEARS



- Offset metal shears designed to cut straight, curves (holes) to the right and pass-through the sheet metal
- Serration on the upper blade to avoid sliding with hard material when notching or trimming
- For cutting of medium to hard materials
- PVC sleeved handles
- Cutting capacity: 1 - Stainless steel, 2 - Cold rolled steel

|      |            |   |        |          |          |       |
|------|------------|---|--------|----------|----------|-------|
|      | <br>731415 |   | <br>mm | <br>1 mm | <br>2 mm | <br>g |
| 583D | 0023721    | 4 | 280    | 0.6      | 1.2      | 670   |

## 585D

### OFFSET RIGHT METAL SHEARS



- Offset metal shears, designed to cut straight, curves (holes) to the right and pass-through the sheet metal
- For cutting of soft/medium materials
- PVC sleeved handles
- Cutting capacity: 1 - Stainless steel, 2 - Cold rolled steel

|      |            |   |        |          |          |       |
|------|------------|---|--------|----------|----------|-------|
|      | <br>731415 |   | <br>mm | <br>1 mm | <br>2 mm | <br>g |
| 585D | 0104185    | 4 | 280    | 0.6      | 1.2      | 670   |

## 584D

### OFFSET LEFT METAL SHEARS



- Offset metal shears designed to cut straight, curves (holes) to the left and pass-through the sheet metal
- Serration on the upper blade to avoid sliding with hard material when notching or trimming
- For cutting of medium/hard materials
- PVC sleeved handles
- Cutting capacity: 1 - Stainless steel, 2 - Cold rolled steel

|      |            |   |        |          |          |       |
|------|------------|---|--------|----------|----------|-------|
|      | <br>731415 |   | <br>mm | <br>1 mm | <br>2 mm | <br>g |
| 584D | 0023745    | 4 | 280    | 0.6      | 1.2      | 670   |



# METAL SHEARS

586D

## OFFSET LEFT METAL SHEARS



- Offset metal shears designed to cut straight, curves (holes) to the left and pass-through the sheet metal
- For cutting of soft/medium materials
- PVC dipped handles
- Cutting capacity: 1 - Stainless steel, 2 - Cold rolled steel

|      |            |   |             |             |             |       |
|------|------------|---|-------------|-------------|-------------|-------|
|      | <br>731415 |   | <br>L<br>mm | <br>1<br>mm | <br>2<br>mm | <br>g |
| 586D | 0104208    | 4 | 280         | 0.6         | 1.2         | 625   |

M6376

## TWO-HAND COMPOUND SHEARS



- A two handed tool designed to cut straight, and to pass-through sheet metal
- For heavy industrial work, such as steel stock holders when cutting bundles of steel tubes
- Forged blades, made of specially hardened tool steel
- Blade angles sharpened for long and consistent performance
- Plastic coated handles of hardened steel tubes for added strength in cutting difficult-to-work materials
- Cutting capacity: Cold rolled steel
- Spare parts M6376-SH: Blades, screw and nut

|          |            |   |             |             |       |
|----------|------------|---|-------------|-------------|-------|
|          | <br>731151 |   | <br>L<br>mm | <br>1<br>mm | <br>g |
| M6376    | 8196486    | 1 | 760         | 2.5         | 2400  |
| M6376-SH | 8199296    | 1 | -           | -           | 1000  |

M676

## TWO-HAND COMPOUND SHEARS



- For heavy industrial work, such as steel stock holders when cutting bundles of steel tubes
- Forged blades, made of specially hardened tool steel
- Blade angles sharpened for long and consistent performance
- Plastic coated handles of hardened steel tubes for added strength in cutting difficult-to-work materials
- Cutting capacity: Cold rolled steel
- Spare parts M676-SH: Blades, screws and nuts

|         |            |   |             |             |       |
|---------|------------|---|-------------|-------------|-------|
|         | <br>731151 |   | <br>L<br>mm | <br>1<br>mm | <br>g |
| M676    | 8161088    | 1 | 760         | 2.5         | 2100  |
| M676-SH | 8211875    | 1 | -           | -           | 790   |



M926

NIBBLER



- For cutting flat sheet, square or cylindrical tubing
- Snips off the waste curl when closing the handles and leave a clean, square cut
- Special protection to prevent curls flying into eyes
- Blades of special steel
- Strong handles with plastic sleeves for comfortable grip
- Small distance between handles allows for easy cutting
- Simple operational safety lever
- Cutting capacity: 1 - Stainless steel, 2 - Cold rolled steel
- Spare blades M926-SH

|         | <br>731151 |   |     |     |     |     |
|---------|------------|---|-----|-----|-----|-----|
| M926    | 8161071    | 1 | 250 | 0.8 | 1.2 | 500 |
| M926-SH | 0107537    | 1 | -   | -   | -   | 23  |

2744

MULTIPURPOSE SNIP



- Light, strong, heavy duty universal snip
- For cutting light metal plate, leather, wire, plastic, wood etc
- Stamped, fully hardened steel blades
- Serrated blade to prevent material from sliding
- Comfortable handles made of composite material, equipped with a push button as locking mechanism
- Packaging: On informative card

|      | <br>731415 |   |     |     |
|------|------------|---|-----|-----|
| 2744 | 1809096    | 6 | 190 | 130 |






# SCISSORS

## SC127/SC127S

### ELECTRICIAN SCISSORS



- Electrician scissors with plastic coated finger loops
- Small groove in the blade for stripping cables
- 45 mm cutting length
- Suffix S = serrated blade version



|        | <br>731415 |    | L<br>mm | A<br>mm | <br>g |
|--------|------------|----|---------|---------|-------|
| SC127  | 0121984    | 10 | 45      | 127     | 80    |
| SC127S | 0121991    | 10 | 45      | 127     | 80    |

## SC140/SC140C

### ELECTRICIAN SCISSORS



- Electrician scissors with plastic coated finger loops
- Small groove in the blade for stripping cables
- 48 mm cutting length



|        | <br>731415 |    | L<br>mm | A<br>mm | <br>g |
|--------|------------|----|---------|---------|-------|
| SC140  | 0122004    | 10 | 48      | 140     | 90    |
| SC140C | 0122011    | 10 | 48      | 140     | 90    |

## SC150NG

### ELECTRICIAN SCISSORS



- Electrician scissors with longer handles, plastic coated loops
- Requiring less cutting force
- Better access to confined spaces
- 38 mm cutting length




|         | <br>731415 |    | L<br>mm | A<br>mm | <br>g |
|---------|------------|----|---------|---------|-------|
| SC150NG | 0122028    | 10 | 38      | 152     | 130   |



2702

SPECIAL TIN SCISSORS




- With short cutting jaws and big, handy finger loops
- Straight cutting jaws
- Cutting capacity: Sheet steel and steel wire up to 0.4 mm
- Finish: Nickel and chrome plated, fine-polished
- Material: High performance steel
- 2702A with one cutting edge serrated

|       | <br>731415 |   | <br>L<br>mm | <br>g |
|-------|------------|---|-------------|-------|
| 2702  | 1066932    | 1 | 110         | 45    |
| 2702A | 1066949    | 1 | 110         | 45    |

2704

SPECIAL TIN SCISSORS

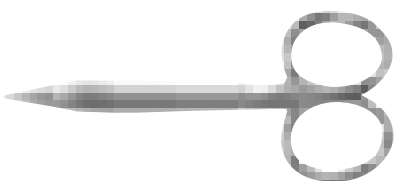


- Tin scissors with curved cutting jaws
- Finish: Nickel and chrome plated, fine-polished
- Material: High performance steel
- Cutting capacity for sheet steel and steel wire up to 0.4 mm
- 2704A with one cutting edge serrated

|       | <br>731415 |   | <br>L<br>mm | <br>g |
|-------|------------|---|-------------|-------|
| 2704  | 1066956    | 1 | 110         | 45    |
| 2704A | 1066963    | 1 | 110         | 45    |

2707

SPECIAL TIN SCISSORS




- With pointed cutting edges, one cutting edge serrated
- For severing components and wires as well as for cutting twines in cable forming
- Finish: Nickel and chrome plated, fine-polished
- Material: High performance steel
- Cutting edge length 18 mm
- Cutting capacity: Copper wire 1 mm, sheet metal 0.4 mm

|      | <br>731415 |   | <br>L<br>mm | <br>g |
|------|------------|---|-------------|-------|
| 2707 | 1066994    | 1 | 115         | 45    |

2705R

SPECIAL TIN SCISSORS



- For general applications and holding small components and wires
- With clamping mechanism, jaws finely serrated
- Finish: Nickel and chrome plated, fine-polished
- Material: Special steel, stainless

|       | <br>731415 |   | <br>L<br>mm | <br>g |
|-------|------------|---|-------------|-------|
| 2705R | 1821470    | 1 | 160         | 40    |



## SQZ150003

### RETRACTABLE KNIVES



- Squeeze knife with quick change blade feature
- 6 spare blades stored in the handle

|           |            |   |       |
|-----------|------------|---|-------|
|           | <br>731415 |   | <br>g |
| SQZ150003 | 3013477    | 6 | 35    |

## 2816

### RETRACTABLE KNIVES



- Retractable utility knife
- The two handle sections are held together by a countersunk screw
- After loosening the screw, the blade can be adjusted or the spare blades can be taken from the inside of the handle sections
- Ideal for floor covering, rubber, cardboard, leather, wood etc
- Suspension hole and four standard blades in the handle
- \*Fully extended blade

|      |            |   |        |       |
|------|------------|---|--------|-------|
|      | <br>731415 |   | <br>mm | <br>g |
| 2816 | 1345501    | 1 | * 160  | 67    |

## 2817

### FIXED BLADE KNIVES



- Fixed blade knife
- The two handle sections are held together by a countersunk screw
- After loosening the screw, the blade can be adjusted or the spare blades can be taken from the inside of the handle sections
- Ideal for floor covering, rubber, cardboard, leather, wood etc

|      |            |   |        |       |
|------|------------|---|--------|-------|
|      | <br>731415 |   | <br>mm | <br>g |
| 2817 | 1068776    | 1 | 140    | 75    |

### SQZ150003-SBL

### KNIFE BLADES




- Utility knife blades
- Safe plastic dispenser containing 12 blades

|   |  |   |  |  |
|---|--|---|--|--|
|  | <br>731415 |  | <br>L<br>mm | <br>g |
| SQZ150003-SBL   | 3015372  | 1   | 60   | 63   |

### SQZ150003-HSBL

### KNIFE BLADES



- Hooked utility knife blades
- Safe plastic dispenser containing 12 blades






|  |   |  |   |   |
|--|---|--|---|---|
|  | <br>731415 |  | <br>L<br>mm | <br>g |
| SQZ150003-HSBL   | 3015389   | 1  | 51  | 63  |

### 2817K

### KNIFE BLADES



- Utility knife blades
- Packed in sets of 10 pcs
- 2817K = standard blade
- 2817KH = curved blade




|   |   |   |  |  |
|---|---|---|--|--|
|  | <br>731415 |  | <br>L<br>mm | <br>g |
| 2817K   | 1068813   | 10  | 53.0   | 3  |
| 2817KH  | 1068820   | 10  | 50.5   | 3  |

### 2819

### ELECTRICIAN'S KNIFE



- Folding electrician's knife
- Extra large, strong stainless blade with black plastic handle

|   |   |  |         |         |  |
|---|---|--|---------|---------|--|
|  | <br>731415 |  | L<br>mm | A<br>mm | <br>g |
| 2819  | 1068844   | 5  | 200     | 110     | 80   |



## 2820EK

### ELECTRICIAN'S KNIFE



- Electrician's knife with stainless steel blade and with plastic handle



|        |            |    |         |         |       |
|--------|------------|----|---------|---------|-------|
|        | <br>731415 |    | L<br>mm | A<br>mm | <br>g |
| 2820EK | 0122035    | 10 | 200     | 70      | 50    |

## 2820EF1

### ELECTRICIAN'S KNIFE



- Electrician's pocket folding knife
- Wire stripping shape with wooden handle



|         |            |    |         |         |       |
|---------|------------|----|---------|---------|-------|
|         | <br>731415 |    | L<br>mm | A<br>mm | <br>g |
| 2820EF1 | 0122042    | 12 | 200     | 60      | 90    |

## 2820EF2

### ELECTRICIAN'S KNIFE



- Electrician's pocket folding knife
- Stainless steel blade with plastic handle
- Wire stripping shape



|         |            |    |         |         |       |
|---------|------------|----|---------|---------|-------|
|         | <br>731415 |    | L<br>mm | A<br>mm | <br>g |
| 2820EF2 | 0122059    | 12 | 200     | 65      | 70    |

## 2820EF3

### ELECTRICIAN'S KNIFE




- Pocket folding knife
- Special steel
- Plastic handle



|         |            |   |         |         |       |
|---------|------------|---|---------|---------|-------|
|         | <br>731415 |   | L<br>mm | A<br>mm | <br>g |
| 2820EF3 | 0122066    | 1 | 170     | 70      | 60    |




## 2820EF4

### ELECTRICIAN'S KNIFE



- Electrician's pocket folding knife
- Double blade with plastic handle



|   |   |   |         |         |  |
|---|---|---|---------|---------|--|
|  | <br>731415 |  | L<br>mm | A<br>mm | <br>g |
| 2820EF4   | 0122073   | 1   | 180     | 70/80   | 90   |

## 2444

### TRADESMEN KNIVES



- Robust knife with a solid stainless steel blade for multipurpose use
- 2-component handle for comfort in use and a safe grip
- Overall product length 220 mm, blade length 102 mm
- Supplied with a practical sheath for belt carrying
- Available in a 15 pce counter display

|   |   |   |  |
|---|---|---|--|
|  | <br>731151 |  | <br>g |
| 2444  | 8286750   | 15  | 100  |

## SB-2444

### TRADESMEN KNIVES



- Robust knife with a solid stainless steel blade for multipurpose use
- 2-component handle for comfort in use and a safe grip
- Overall product length 220 mm, blade length 102 mm
- Supplied with a practical sheath for belt carrying
- Packaging: On a retail display card





|   |  |   |  |
|---|--|---|--|
|  | <br>731151 |  | <br>g |
| SB-2444   | 0189250  | 1   | 100  |



## MTT151

## MULTITOOLS






- Heavy duty aluminium body
- Anodized finish in orange
- 18 versatile functions
- Rust resistant stainless steel blades
- Hard durable canvas storage pouch with belt loop

|   |   |   |  |  |
|---|---|---|--|--|
|  | <br>731151 |  | <br>L<br>mm | <br>g |
| MTT151  | 0120703   | 6   | 150  | 320  |

## K-AP-1

## TRADITION PRUNING KNIFE


- For all gardening work such as pruning, flower cutting and cutting of strings, plastics and paper material
- Very flat design to fit into the pocket
- Stainless steel, bow-shaped folding blade

|   |   |   |  |  |
|---|---|---|--|--|
|  | <br>731151 |  | <br>L<br>mm | <br>g |
| K-AP-1  | 8030117   | 10  | 180  | 90   |

## K-GP-1

## TRADITION PRUNING KNIFE

- For all gardening and pruning work such as flower cutting and cutting of twigs and young stems
- Very flat design to fit into the pocket
- Stainless steel, hook-shaped folding blade

|   |   |   |  |  |
|---|---|---|--|--|
|  | <br>731151 |  | <br>L<br>mm | <br>g |
| K-GP-1  | 8030131   | 10  | 170  | 90   |





# DRILLS

---

Bahco provides a wide range of professional, high-quality drills for use in most applications, and in almost any conditions. The drill you use depends on the material you are working with. The following will help you select the right drill for the job.

## Drills for wood

### Flat drill bits

Both the short and long versions are ideal for fast, effective drilling in all grains, in soft and hardwood end-grained timber. The long model is suitable for the drilling of deep holes or when the access is too limited for a shorter flat bit.

### Auger drill bits

Used to drill a splinter-free hole of high precision in all kinds of grained timber. The tip is formed like a self tapping screw to generate a pulling making drilling easier with less manual power required. Long auger bits are suitable when drilling deep holes or when the access is too limited for a short auger bit.

### Twist drills/Centre point drill bits

Are recommended for drilling in solid wood, chip-boards and wooden fibre boards.

### Expansive drill bits

Add an extra dimension to the drilling operation both for hand braces and power tools. They are suitable for drilling in solid wood, chip-board and wooden fibre board, but not in materials less than 9mm thick or in hardwood.

### Extension shafts

lengthen short flat and auger bits .Only used with hand braces.

## Masonry and HSS drills

### Masonry drills

The tungsten carbide tip makes this drill suitable for rotary drilling in concrete, lightweight concrete, brick, stone, hollow block, ceramics, marble etc.

### HSS drills

High Speed Steel drills are suitable for drilling holes in brass, bronze, carbon steel, cast iron, steel alloys and stainless steels.

### Step drills

Designed for drilling thinner metal sheet, the Bahco step drills with their titanium-nitride surface last four to five times longer than ordinary step drills.

# Chapter index

---

|                               |           |
|-------------------------------|-----------|
| DRILLS FOR WOOD               | 1052-1055 |
| MASONRY DRILLS                | 1056-1058 |
| MASONRY DRILLS AND HSS DRILLS | 1058      |
| HSS DRILLS                    | 1059-1061 |
| STEP DRILLS                   | 1061-1062 |



## 9529

### FLAT BIT



- Flat bit drill for drilling in wood
- Flat bit with positive cutting angle for faster drilling than with conventional bits
- High-carbon steel, heat treated all over. Hardened blade forged directly from the round shaft
- Flat bit part and shaft are ground
- Shank size 6 mm
- Size range 6 to 40 mm
- Lacquered for rust protection

|         | <br>731151 |    | A<br>mm | B<br>mm | <br>g |
|---------|------------|----|---------|---------|-------|
| 9529-6  | 8043308    | 10 | 6.0     | 156     | 50    |
| 9529-8  | 8045746    | 10 | 8.0     | 156     | 60    |
| 9529-10 | 8045753    | 10 | 10.0    | 156     | 66    |
| 9529-12 | 8045760    | 10 | 12.0    | 156     | 67    |
| 9529-13 | 8045777    | 10 | 13.0    | 156     | 68    |
| 9529-14 | 8045784    | 10 | 14.0    | 156     | 68    |
| 9529-16 | 8045791    | 10 | 16.0    | 156     | 70    |
| 9529-17 | 8045807    | 10 | 17.0    | 156     | 71    |
| 9529-18 | 8045814    | 10 | 18.0    | 156     | 72    |
| 9529-19 | 8045821    | 10 | 19.0    | 156     | 73    |
| 9529-20 | 8045838    | 10 | 20.0    | 156     | 73    |
| 9529-22 | 8046590    | 10 | 22.0    | 156     | 75    |
| 9529-24 | 8046606    | 10 | 24.0    | 156     | 75    |
| 9529-25 | 8046613    | 10 | 25.0    | 156     | 75    |
| 9529-26 | 8046620    | 10 | 26.0    | 156     | 75    |
| 9529-28 | 8046637    | 10 | 28.0    | 171     | 85    |
| 9529-30 | 8046644    | 10 | 30.0    | 171     | 86    |
| 9529-32 | 8046651    | 10 | 32.0    | 171     | 90    |
| 9529-35 | 8046668    | 10 | 35.0    | 171     | 90    |
| 9529-38 | 8046675    | 10 | 38.0    | 171     | 95    |
| 9529-40 | 8046682    | 10 | 40.0    | 171     | 95    |

## 9531

### FLAT BIT, LONG



- Extra long flat bit drill for drilling in wood
- Flat bit with positive cutting angle for faster drilling than with conventional bits
- High-carbon steel, heat treated all over. Hardened blade forged directly from the round shaft
- Flat bit part and shaft are ground
- Shank size 6 mm
- Size range 6 to 38 mm with an overall length of 400 mm
- Lacquered for rust protection

|            | <br>731151 |    | A<br>mm | B<br>mm | <br>g |
|------------|------------|----|---------|---------|-------|
| 9531-6-CA  | 8045371    | 10 | 6       | 400     | 105   |
| 9531-8-CA  | 8045388    | 10 | 8       | 400     | 140   |
| 9531-10-CA | 8045395    | 10 | 10      | 400     | 158   |
| 9531-12-CA | 8045401    | 10 | 12      | 400     | 160   |
| 9531-13-CA | 8045418    | 10 | 13      | 400     | 160   |
| 9531-14-CA | 8045425    | 10 | 14      | 400     | 162   |
| 9531-16-CA | 8045432    | 10 | 16      | 400     | 190   |
| 9531-18-CA | 8045449    | 10 | 18      | 400     | 192   |
| 9531-19-CA | 8045456    | 10 | 19      | 400     | 193   |
| 9531-20-CA | 8045463    | 10 | 20      | 400     | 195   |
| 9531-22-CA | 8045470    | 10 | 22      | 400     | 260   |
| 9531-24-CA | 8045487    | 10 | 24      | 400     | 265   |
| 9531-25-CA | 8045494    | 10 | 25      | 400     | 265   |
| 9531-28-CA | 8045500    | 10 | 28      | 400     | 270   |
| 9531-30-CA | 8045517    | 10 | 30      | 400     | 270   |
| 9531-32-CA | 8045524    | 10 | 32      | 400     | 270   |
| 9531-35-CA | 8013035    | 10 | 35      | 400     | 275   |
| 9531-38-CA | 8013042    | 10 | 38      | 400     | 280   |



## 9525

### EXTENSION SHAFT



- 330 mm long extension shaft for auger bits of 14 to 32 mm diameter
- Two locking screws and one hexagonal key for fastening, supplied with each extension shaft
- Lacquered for rust protection

|         | <br>731151 |   | <br>mm | <br>mm |     |
|---------|------------|---|--------|--------|-----|
| 9525-7  | 8031800    | 1 | 14-19  | 330    | 220 |
| 9525-10 | 8031817    | 1 | 20-32  | 330    | 260 |

## 9526

### AUGER BIT



- Auger bit for drilling in wood
- One section of tang with hexagonal shank for firm grip in the chuck. Additional 15 mm long section with four flat sides, suitable for hand braces
- Spirals with Levin pattern
- Lacquered for rust protection
- Sizes 6 to 38 mm

|         | <br>731151 |   | A<br>mm | B<br>mm | C<br>mm |     |
|---------|------------|---|---------|---------|---------|-----|
| 9526-6  | 8011062    | 1 | 6.0     | 160     | 100     | 50  |
| 9526-7  | 8013271    | 1 | 7.0     | 170     | 100     | 60  |
| 9526-8  | 8011079    | 1 | 8.0     | 170     | 100     | 70  |
| 9526-10 | 8011086    | 1 | 10.0    | 190     | 120     | 80  |
| 9526-11 | 8011093    | 1 | 11.0    | 190     | 120     | 86  |
| 9526-12 | 8012588    | 1 | 12.0    | 190     | 120     | 100 |
| 9526-13 | 8011031    | 1 | 13.0    | 190     | 120     | 120 |
| 9526-14 | 8012595    | 1 | 14.0    | 200     | 130     | 125 |
| 9526-15 | 8012601    | 1 | 15.0    | 200     | 130     | 140 |
| 9526-16 | 8011109    | 1 | 16.0    | 200     | 130     | 150 |
| 9526-17 | 8012618    | 1 | 17.0    | 200     | 130     | 155 |
| 9526-18 | 8012625    | 1 | 18.0    | 200     | 130     | 140 |
| 9526-19 | 8011048    | 1 | 19.0    | 200     | 130     | 180 |
| 9526-20 | 8012632    | 1 | 20.0    | 210     | 140     | 220 |
| 9526-22 | 8011116    | 1 | 22.0    | 210     | 140     | 270 |
| 9526-24 | 8012649    | 1 | 24.0    | 210     | 140     | 310 |
| 9526-25 | 8011055    | 1 | 25.0    | 210     | 140     | 320 |
| 9526-26 | 8012656    | 1 | 26.0    | 210     | 140     | 340 |
| 9526-28 | 8101206    | 1 | 28.0    | 210     | 140     | 400 |
| 9526-30 | 8012670    | 1 | 30.0    | 210     | 140     | 430 |
| 9526-32 | 8011123    | 1 | 32.0    | 210     | 140     | 460 |
| 9526-35 | 8276409    | 1 | 35.0    | 210     | 140     | 530 |
| 9526-38 | 8276416    | 1 | 38.0    | 210     | 140     | 590 |







## 9527

## AUGER BIT, LONG



- Extra long auger bit for drilling in wood
- One section of tang with hexagonal shank for firm grip in the chuck. Additional 15 mm long section with four flat sides, suitable for hand braces
- Spirals with Levin pattern
- Lacquered for rust protection
- Sizes 6 to 32 mm with 400 mm overall length





|  | <br>731151 |  | A<br>mm | B<br>mm | C<br>mm | <br>g |
|---|---|---|---------|---------|---------|--|
| 9527-6-CA   | 8045531   | 1   | 6.0     | 400     | 300     | 100  |
| 9527-8-CA   | 8045548   | 1   | 8.0     | 400     | 300     | 140  |
| 9527-10-CA  | 8045555   | 1   | 10.0    | 400     | 300     | 190  |
| 9527-12-CA  | 8045562   | 1   | 12.0    | 400     | 300     | 230  |
| 9527-13-CA  | 8045579   | 1   | 13.0    | 400     | 300     | 250  |
| 9527-14-CA  | 8045586   | 1   | 14.0    | 400     | 300     | 300  |
| 9527-16-CA  | 8045593   | 1   | 16.0    | 400     | 300     | 340  |
| 9527-18-CA  | 8045609   | 1   | 18.0    | 400     | 300     | 375  |
| 9527-19-CA  | 8045616   | 1   | 19.0    | 400     | 300     | 420  |
| 9527-20-CA  | 8045623   | 1   | 20.0    | 400     | 300     | 465  |
| 9527-22-CA  | 8045630   | 1   | 22.0    | 400     | 300     | 555  |
| 9527-24-CA  | 8045647   | 1   | 24.0    | 400     | 300     | 670  |
| 9527-25-CA  | 8045654   | 1   | 25.0    | 400     | 300     | 690  |
| 9527-26-CA  | 8045661   | 1   | 26.0    | 400     | 300     | 720  |
| 9527-28-CA  | 8045678   | 1   | 28.0    | 400     | 300     | 850  |
| 9527-32-CA  | 8045692   | 1   | 32.0    | 400     | 300     | 1030   |

## 460

## TWIST DRILL




- Lip and Spur drill for drilling in solid wood, chipboard and wood fibre board
- Made of hardened and tempered chrome-vanadium
- Precision ground
- Size range 3 to 20 mm

|  | <br>731151 |  | A<br>mm | B<br>mm | C<br>mm | D<br>mm | <br>g |
|---|---|---|---------|---------|---------|---------|--|
| 460-3-CA  | 8006518   | 1   | 3.0     | 61      | 3.0     | 33      | 6  |
| 460-4-CA  | 8006525   | 1   | 4.0     | 75      | 4.0     | 43      | 9  |
| 460-5-CA  | 8006532   | 1   | 5.0     | 86      | 5.0     | 52      | 13   |
| 460-6-CA  | 8006549   | 1   | 6.0     | 93      | 6.0     | 57      | 40   |
| 460-7-CA  | 8006556   | 1   | 7.0     | 109     | 7.0     | 69      | 45   |
| 460-8-CA  | 8006563   | 1   | 8.0     | 117     | 8.0     | 75      | 55   |
| 460-9-CA  | 8018313   | 1   | 9.0     | 125     | 9.0     | 81      | 65   |
| 460-10-CA   | 8006570   | 1   | 10.0    | 133     | 10.0    | 87      | 75   |
| 460-11-CA   | 8018320   | 1   | 11.0    | 142     | 9.5     | 94      | 85   |
| 460-12-CA   | 8006587   | 1   | 12.0    | 151     | 9.5     | 101     | 115  |
| 460-13-CA   | 8018337   | 1   | 13.0    | 151     | 9.5     | 101     | 120  |
| 460-14-CA   | 8006594   | 1   | 14.0    | 160     | 9.5     | 108     | 140  |
| 460-15-CA   | 8018344   | 1   | 15.0    | 169     | 9.5     | 114     | 185  |
| 460-16-CA   | 8006600   | 1   | 16.0    | 178     | 9.5     | 120     | 210  |
| 460-18-CA   | 8018351   | 1   | 18.0    | 178     | 9.5     | 120     | 230  |
| 460-20-CA   | 8018368   | 1   | 20.0    | 178     | 9.5     | 120     | 265  |



## 460-PB

### TWIST DRILL SET









460-PB-1



460-PB-2

- Lip and Spur drill for drilling in solid wood, chipboard and wood fibre board
- Made of hardened and tempered, chrome-vanadium steel
- Precision ground
- Set of five or eight drills respectively supplied in a plastic box





|  | <br>731151 |  | <br>g |
|---|---|---|--|
| 460-PB-1  | 8007058   | 1   | 145  |
| 460-PB-2  | 8007065   | 1   | 185  |
| <b>460-PB-1</b>   |   |   |  |
| 4, 5, 6, 8, 10 mm   |   |  |  |
| <b>460-PB-2</b>   |   |   |  |
| 3, 4, 5, 6, 7, 8, 9, 10 mm  |   |  |  |

## 9528

### EXPANSIVE BIT



- The expansive bit makes it possible to drill a full range of diameter holes with the same bit
- Adjustable using a screwdriver or wrench
- Made of drop-forged tool steel in one piece, heat treated all over. Head and adjustable cutters hardened and tempered
- Locking screw zinc plated with hexagonal head with slot
- Sizes 15 to 45 mm & 22 to 76 mm, both with round shank

|  | <br>731151 |  | A<br>mm | B<br>mm | <br>g |
|---|---|---|---------|---------|--|
| 9528-MD-15-45   | 8007447   | 1   | 15-45   | 120     | 170  |
| 9528-MD-22-76   | 8041441   | 1   | 22-76   | 170     | 210  |



# MASONRY DRILLS

463

## MASONRY DRILL



- Masonry drill for drilling in concrete, brick, stone, ceramic tiles and marble etc
- Shank of low-alloy, hardened tool steel. Zinc plated, with rolled flute up to 5 mm, and milled flute above 5 mm size
- Tungsten-carbide tip ensures high drilling capacity and long-life
- High resistance to wear and torsion stresses
- Size range 3 to 25 mm

|             | <br>731151 |   | A<br>mm | B<br>mm | C<br>mm | D<br>mm | <br>g |
|-------------|------------|---|---------|---------|---------|---------|-------|
| 463-3-60    | 8024819    | 1 | 3.0     | 60      | 3.6     | 39      | 9     |
| 463-3,5-60  | 8024826    | 1 | 3.5     | 60      | 3.6     | 39      | 9     |
| 463-4-75    | 8024833    | 1 | 4.0     | 75      | 3.6     | 47      | 9     |
| 463-4,5-85  | 8024840    | 1 | 4.5     | 85      | 4.0     | 47      | 12    |
| 463-5-85    | 8026547    | 1 | 5.0     | 85      | 4.0     | 47      | 12    |
| 463-5,5-85  | 8024857    | 1 | 5.5     | 85      | 4.6     | 47      | 13    |
| 463-6-100   | 8024864    | 1 | 6.0     | 100     | 5.1     | 58      | 35    |
| 463-6,5-100 | 8024871    | 1 | 6.5     | 100     | 5.3     | 58      | 40    |
| 463-7-100   | 8024888    | 1 | 7.0     | 100     | 5.6     | 58      | 40    |
| 463-8-120   | 8024895    | 1 | 8.0     | 120     | 6.3     | 75      | 40    |
| 463-9-120   | 8024901    | 1 | 9.0     | 120     | 7.2     | 75      | 60    |
| 463-10-120  | 8024918    | 1 | 10.0    | 120     | 8.0     | 75      | 70    |
| 463-11-150  | 8024925    | 1 | 11.0    | 150     | 9.52    | 90      | 80    |
| 463-12-150  | 8024932    | 1 | 12.0    | 150     | 9.52    | 90      | 80    |
| 463-13-150  | 8024949    | 1 | 13.0    | 150     | 9.52    | 90      | 95    |
| 463-14-150  | 8024956    | 1 | 14.0    | 150     | 9.52    | 90      | 120   |
| 463-15-150  | 8127381    | 1 | 15.0    | 150     | 9.52    | 90      | 125   |
| 463-16-150  | 8024963    | 1 | 16.0    | 150     | 9.52    | 90      | 130   |
| 463-18-160  | 8024970    | 1 | 18.0    | 160     | 12.7    | 100     | 190   |
| 463-20-160  | 8024987    | 1 | 20.0    | 160     | 12.7    | 100     | 210   |
| 463-22-160  | 8024994    | 1 | 22.0    | 160     | 12.7    | 100     | 310   |
| 463-25-160  | 8025007    | 1 | 25.0    | 160     | 12.7    | 100     | 320   |

464

## MASONRY DRILL



- Masonry drill for percussion drilling in concrete, brick, stone, ceramic tiles and marble etc
- Shank of low-alloy, hardened and tempered tool steel
- Black-oxidised surface with ground diameter
- Tungsten-carbide tip ensures high drilling capacity and long-life
- High resistance to wear and torsion stresses
- Size range 4 to 16 mm

|             | <br>731151 |    | A<br>mm | B<br>mm | C<br>mm | D<br>mm | <br>g |
|-------------|------------|----|---------|---------|---------|---------|-------|
| 464-4-75    | 8117368    | 10 | 4.0     | 75      | 4.0     | 39      | 10    |
| 464-5-85    | 8117382    | 1  | 5.0     | 85      | 5.0     | 39      | 13    |
| 464-5,5-85  | 8117375    | 1  | 5.5     | 85      | 5.5     | 39      | 15    |
| 464-6-100   | 8117412    | 1  | 6.0     | 100     | 6.0     | 54      | 20    |
| 464-6,5-100 | 8117399    | 1  | 6.5     | 100     | 6.5     | 54      | 20    |
| 464-7-100   | 8117429    | 1  | 7.0     | 100     | 7.0     | 54      | 24    |
| 464-8-120   | 8117436    | 1  | 8.0     | 120     | 8.0     | 80      | 40    |
| 464-9-120   | 8117443    | 1  | 9.0     | 120     | 9.0     | 80      | 45    |
| 464-10-120  | 8117269    | 1  | 10.0    | 120     | 10.0    | 80      | 57    |
| 464-12-150  | 8117283    | 1  | 12.0    | 150     | 10.0    | 90      | 100   |
| 464-14-150  | 8004354    | 1  | 14.0    | 150     | 10.0    | 90      | 110   |
| 464-16-150  | 8117306    | 1  | 16.0    | 150     | 10.0    | 90      | 153   |







## 463-L

### MASONRY DRILL, LONG



- Long masonry drill for percussion drilling in concrete, brick, stone, ceramic tiles and marble etc
- Shank of low-alloy, hardened and tempered tool steel
- Precision ground
- Tungsten-carbide tip ensures high drilling capacity and long-life
- High resistance to wear and torsion stresses
- Size range 6 to 20 mm

|  | <br>731151 |  | A<br>mm | B<br>mm | C<br>mm | D<br>mm | <br>g |
|---|---|--|---------|---------|---------|---------|--|
| 463-6-200   | 8025014   | 1  | 6.0     | 200     | 5.9     | 127     | 35   |
| 463-6,5-400   | 8025052   | 1  | 6.5     | 400     | 6.35    | 300     | 80   |
| 463-8-200   | 8025021   | 1  | 8.0     | 200     | 7.94    | 127     | 80   |
| 463-8-400   | 8025069   | 1  | 8.0     | 400     | 7.94    | 300     | 110  |
| 463-10-200  | 8025038   | 1  | 10.0    | 200     | 9.52    | 127     | 90   |
| 463-10-400  | 8025076   | 1  | 10.0    | 400     | 9.52    | 300     | 170  |
| 463-12-200  | 8025045   | 1  | 12.0    | 200     | 9.52    | 127     | 110  |
| 463-12-400  | 8025083   | 1  | 12.0    | 400     | 9.52    | 300     | 220  |
| 463-14-400  | 8025090   | 1  | 14.0    | 400     | 9.52    | 300     | 280  |
| 463-16-400  | 8025106   | 1  | 16.0    | 400     | 9.52    | 300     | 390  |
| 463-18-400  | 8025113   | 1  | 18.0    | 400     | 12.7    | 300     | 490  |
| 463-20-400  | 8025120   | 1  | 20.0    | 400     | 12.7    | 300     | 610  |

## 463-PB

### SET



- Masonry drill set for percussion drilling in concrete, brick, stone, ceramic tiles and marble etc
- Shank of low-alloy, hardened and tempered tool steel
- Precision ground
- Tungsten-carbide tip ensures high drilling capacity and long-life
- High resistance to wear and torsion stresses

|  | <br>731151 |  | <br>g |
|---|---|---|--|
| 463-PB  | 8249281   | 1   | 132  |

463-PB  
4, 5.5, 6, 8, 10 mm



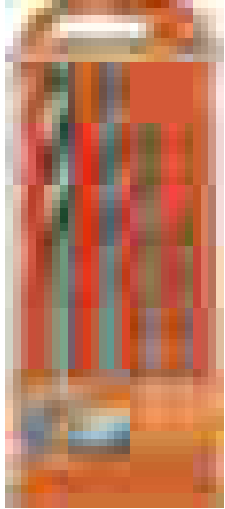




## MASONRY DRILLS

464-PB

SET



- Masonry drill set for percussion drilling in concrete, brick, stone, ceramic tiles and marble etc
- Shank of low-alloy, hardened and tempered tool steel
- Black finish surface with ground diameter
- Tungsten-carbide tip ensures high drilling capacity and long-life
- High resistance to wear and torsion stresses

|                            |                   |   |          |
|----------------------------|-------------------|---|----------|
|                            |                   |   |          |
| 464-PB-1                   | 731151<br>8175436 | 1 | g<br>150 |
| 464-PB-1<br>4, 6, 8, 10 mm |                   |   |          |



## MASONRY DRILLS AND HSS DRILLS

466

TWIST, MASONRY AND HSS DRILLS SET




- Assortment of drills, 3 twist drills, 3 masonry drills and 3 HSS drills, in diameters 5, 6 and 8 mm
- Made of hardened and tempered chrome-vanadium steel to DIN 338
- Supplied in a plastic cassette

|  |                   |   |          |
|--|-------------------|---|----------|
|  |                   |   |          |
| 466-COMBI  | 731151<br>8018306 | 1 | g<br>220 |
| 466-COMBI<br>441-5, 441-6, 441-8, 463-5, 463-6, 463-8, 460-5, 460-6, 460-8 |                   |   |          |







441

## HSS DRILL



- High-speed steel drill for drilling in bronze, brass, carbon steel, cast iron, alloy steel and stainless steel
- Rolled flute
- Manufactured to DIN 338
- Size range 1 to 14 mm

|  | <br>731151 |  | A<br>mm | B<br>mm | C<br>mm | D<br>mm | <br>g |
|---|---|--|---------|---------|---------|---------|--|
| 441-1.0-CA  | 8031848   | 1  | 1.0     | 34      | 1.0     | 12      | 1  |
| 441-1.5-CA  | 8031855   | 1  | 1.5     | 40      | 1.5     | 18      | 1  |
| 441-2.0-CA  | 8031862   | 1  | 2.0     | 49      | 2.0     | 24      | 1  |
| 441-2.5-CA  | 8031879   | 1  | 2.5     | 57      | 2.5     | 30      | 2  |
| 441-3.0-CA  | 8031886   | 1  | 3.0     | 61      | 3.0     | 33      | 3  |
| 441-3.2-CA  | 8031893   | 1  | 3.2     | 65      | 3.2     | 36      | 3  |
| 441-3.3-P-CA  | 8130992   | 1  | 3.3     | 50      | 3.3     | 15      | 3  |
| 441-3.3-CA  | 8031909   | 1  | 3.3     | 65      | 3.3     | 36      | 3  |
| 441-3.5-CA  | 8031916   | 1  | 3.5     | 70      | 3.5     | 39      | 3  |
| 441-4.0-CA  | 8031923   | 1  | 4.0     | 75      | 4.0     | 43      | 4  |
| 441-4.1-P-CA  | 8131074   | 1  | 4.1     | 55      | 4.1     | 25      | 4  |
| 441-4.2-CA  | 8031930   | 1  | 4.2     | 75      | 4.2     | 43      | 6  |
| 441-4.5-CA  | 8031947   | 1  | 4.5     | 80      | 4.5     | 47      | 7  |
| 441-4.8-CA  | 8031954   | 1  | 4.8     | 86      | 4.8     | 52      | 9  |
| 441-5.0-CA  | 8031961   | 1  | 5.0     | 86      | 5.0     | 52      | 9  |
| 441-5.5-CA  | 8031978   | 1  | 5.5     | 93      | 5.5     | 57      | 11   |
| 441-6.0-CA  | 8031985   | 1  | 6.0     | 93      | 6.0     | 57      | 14   |
| 441-6.5-CA  | 8031992   | 1  | 6.5     | 101     | 6.5     | 63      | 18   |
| 441-6.8-CA  | 8121921   | 1  | 6.8     | 109     | 6.8     | 69      | 20   |
| 441-7.0-CA  | 8032005   | 1  | 7.0     | 109     | 7.0     | 69      | 22   |
| 441-7.5-CA  | 8032012   | 1  | 7.5     | 109     | 7.5     | 69      | 25   |
| 441-8.0-CA  | 8032029   | 1  | 8.0     | 117     | 8.0     | 76      | 30   |
| 441-8.5-CA  | 8032036   | 1  | 8.5     | 117     | 8.5     | 76      | 35   |
| 441-9.0-CA  | 8032043   | 1  | 9.0     | 125     | 9.0     | 81      | 40   |
| 441-9.5-CA  | 8032050   | 1  | 9.5     | 125     | 9.5     | 81      | 45   |
| 441-10.0-CA   | 8032067   | 1  | 10.0    | 133     | 10.0    | 87      | 50   |
| 441-10.5-CA   | 8032074   | 1  | 10.5    | 133     | 10.5    | 87      | 55   |
| 441-11.0-CA   | 8032081   | 1  | 11.0    | 142     | 11.0    | 94      | 68   |
| 441-11.5-CA   | 8032098   | 1  | 11.5    | 142     | 11.5    | 94      | 75   |
| 441-12.0-CA   | 8034429   | 1  | 12.0    | 151     | 12.0    | 101     | 84   |
| 441-12.5-CA   | 8032104   | 1  | 12.5    | 151     | 12.5    | 101     | 94   |
| 441-13.0-CA   | 8032111   | 1  | 13.0    | 151     | 13.0    | 101     | 98   |
| 441-14.0-CA   | 8046071   | 1  | 14.0    | 160     | 14.0    | 108     | 120  |



451

## HSS DRILL




- High-speed steel drill for drilling in bronze, brass, carbon steel, cast iron, alloy steel and stainless steel
- Rolled flute
- Manufactured to DIN 338
- Size range 1 to 20 mm
- In boxes of 10, 5 or 2, depending on dimensions

|             | <br>731151 |    | A<br>mm | B<br>mm | C<br>mm | D<br>mm | <br>g |
|-------------|------------|----|---------|---------|---------|---------|-------|
| 451-1-10    | 8038281    | 10 | 1.0     | 34      | 1.0     | 12      | 1     |
| 451-1,5-10  | 8038335    | 10 | 1.5     | 40      | 1.5     | 18      | 1     |
| 451-2-10    | 8038380    | 10 | 2.0     | 49      | 2.0     | 24      | 1     |
| 451-2,5-10  | 8038434    | 10 | 2.5     | 57      | 2.5     | 30      | 2     |
| 451-3-10    | 8038489    | 10 | 3.0     | 61      | 3.0     | 33      | 3     |
| 451-3,2-10  | 8038502    | 10 | 3.2     | 65      | 3.2     | 36      | 3     |
| 451-3,5-10  | 8038533    | 10 | 3.5     | 70      | 3.5     | 39      | 4     |
| 451-3,8-10  | 8038564    | 10 | 3.8     | 75      | 3.8     | 43      | 4     |
| 451-4-10    | 8038588    | 10 | 4.0     | 75      | 4.0     | 43      | 6     |
| 451-4,2-10  | 8038601    | 10 | 4.2     | 75      | 4.2     | 43      | 6     |
| 451-4,5-10  | 8038632    | 10 | 4.5     | 80      | 4.5     | 47      | 7     |
| 451-4,8-10  | 8038663    | 10 | 4.8     | 86      | 4.8     | 52      | 9     |
| 451-5-10    | 8038687    | 10 | 5.0     | 86      | 5.0     | 52      | 9     |
| 451-5,5-10  | 8038731    | 10 | 5.5     | 93      | 5.5     | 57      | 11    |
| 451-6-10    | 8038786    | 10 | 6.0     | 93      | 6.0     | 57      | 14    |
| 451-6,5-10  | 8038830    | 10 | 6.5     | 101     | 6.5     | 63      | 18    |
| 451-7-10    | 8038885    | 10 | 7.0     | 109     | 7.0     | 69      | 20    |
| 451-7,5-10  | 8038939    | 10 | 7.5     | 109     | 7.5     | 69      | 22    |
| 451-8-10    | 8038984    | 10 | 8.0     | 117     | 8.0     | 76      | 30    |
| 451-8,5-10  | 8039035    | 10 | 8.5     | 117     | 8.5     | 76      | 35    |
| 451-9-10    | 8039080    | 10 | 9.0     | 125     | 9.0     | 81      | 40    |
| 451-9,5-10  | 8039134    | 10 | 9.5     | 125     | 9.5     | 81      | 45    |
| 451-10-10   | 8039189    | 10 | 10.0    | 133     | 10.0    | 87      | 50    |
| 451-10,2-10 | 8039196    | 10 | 10.2    | 133     | 10.2    | 87      | 52    |
| 451-10,5-5  | 8039202    | 5  | 10.5    | 133     | 10.5    | 87      | 55    |
| 451-11-5    | 8039226    | 5  | 11.0    | 142     | 11.0    | 94      | 68    |
| 451-11,5-5  | 8039240    | 5  | 11.5    | 142     | 11.5    | 94      | 75    |
| 451-12-5    | 8039264    | 5  | 12.0    | 151     | 12.0    | 101     | 84    |
| 451-12,5-5  | 8039288    | 5  | 12.5    | 151     | 12.5    | 101     | 94    |
| 451-13-5    | 8039301    | 5  | 13.0    | 151     | 13.0    | 101     | 98    |
| 451-13,5-5  | 8039325    | 5  | 13.5    | 160     | 12.5    | 108     | 100   |
| 451-14-5    | 8039349    | 5  | 14.0    | 160     | 12.5    | 108     | 120   |
| 451-16-2    | 8101015    | 2  | 16.0    | 178     | 12.5    | 120     | 158   |
| 451-18-2    | 8101022    | 2  | 18.0    | 191     | 12.5    | 130     | 248   |
| 451-20-2    | 8101039    | 2  | 20.0    | 205     | 12.5    | 140     | 285   |



## 451/

## SETS



451-PB-1

451-MB-1

- High-speed steel drill for drilling in bronze, brass, carbon steel, cast iron, alloy steel and stainless steel
- Rolled flute
- Manufactured to DIN 338
- 451-PB-1 contains 6 drills from 2.0 to 8.0 mm x 1.0 mm (excl. 7.0 mm) in a plastic cassette
- 451-PB-2 contains 13 drills from 2.0 to 8.0 mm x 0.5 mm in a plastic cassette
- 451-MB-1 contains 13 drills from 1.0 to 7.0 mm x 0.5 mm in a metal case
- 451-MB-2 contains 19 drills from 1.0 to 10.0 mm x 0.5 mm in a metal case
- 451-MB-3 contains 25 drills from 1.0 to 13.0 mm x 0.5 mm in a metal case

|          | <br>731151 |   | <br>g |
|----------|------------|---|-------|
| 451-PB-1 | 8007034    | 1 | 100   |
| 451-PB-2 | 8007041    | 1 | 150   |
| 451-MB-1 | 8026141    | 1 | 290   |
| 451-MB-2 | 8026158    | 1 | 785   |
| 451-MB-3 | 8026165    | 1 | 1420  |

|  |  |
|--|--|
| 451-PB-1<br>2, 3, 4, 5, 6, 8 mm x 1.0 mm   |  |
| 451-PB-2<br>2, 2.5, 3, 3.5, 4, 4.5, 5, 5.5, 6, 6.5, 7, 7.5, 8 mm x 0.5 mm  |  |
| 451-MB-1<br>1, 1.5, 2, 2.5, 3, 3.5, 4, 4.5, 5, 5.5, 6, 6.5, 7 mm x 0.5 mm  |  |
| 451-MB-2<br>1, 1.5, 2, 2.5, 3, 3.5, 4, 4.5, 5, 5.5, 6, 6.5, 7, 7.5, 8, 8.5, 9, 9.5, 10 mm x 0.5 mm                               |  |
| 451-MB-3<br>1, 1.5, 2, 2.5, 3, 3.5, 4, 4.5, 5, 5.5, 6, 6.5, 7, 7.5, 8, 8.5, 9, 9.5, 10, 10.5, 11, 11.5, 12, 12.5, 13 mm x 0.5 mm |  |

# STEP DRILLS



## 228-SD

## STEP DRILL BIT



- For making holes in thin metal sheets
- Titanium-nitride coated step drill with a surface hardness that makes the tool last 4 to 5 times longer than ordinary step drill bits. That same surface reduces friction, resulting in a tool that runs cooler and, in effect, self-lubricates whilst running dry
- Drills holes from 4 to 12 mm in 1 mm increments
- Shank 1/4" (6 mm)

|        | <br>731151 |    | A<br>mm  | B<br>mm | C<br>mm | D<br>mm | <br>g |
|--------|------------|----|----------|---------|---------|---------|-------|
| 228-SD | 8277048    | 24 | 4-12 / 1 | 76      | 1/4"    | 40      | 70    |



# STEP DRILLS

## 229-SD

### STEP DRILL BIT



- For making holes in thin metal sheets
- Titanium-nitride coated step drill with a surface hardness that makes the tool last 4 to 5 times longer than ordinary step drill bits. That same surface reduces friction, resulting in a tool that runs cooler and, in effect, self-lubricates whilst running dry
- Drills holes from 4 to 22 mm in 2 mm increments
- Shank 3/8" (10 mm)

|        |            |    |            |         |         |         |       |
|--------|------------|----|------------|---------|---------|---------|-------|
|        | <br>731151 |    | A<br>mm    | B<br>mm | C<br>mm | D<br>mm | <br>g |
| 229-SD | 8277055    | 24 | 4 - 22 / 2 | 76      | 1/4     | 40      | 70    |

## 230-SD

### STEP DRILL BIT



- For making holes in thin metal sheets
- Titanium-nitride coated step drill with a surface hardness that makes the tool last 4 to 5 times longer than ordinary step drill bits. That same surface reduces friction, resulting in a tool that runs cooler and, in effect, self-lubricates whilst running dry
- Drills holes in 13 steps from 5 to 35 mm
- Shank 1/2" (12.7 mm)

|        |            |   |         |    |    |    |         |         |         |       |    |    |    |    |    |    |      |    |     |
|--------|------------|---|---------|----|----|----|---------|---------|---------|-------|----|----|----|----|----|----|------|----|-----|
|        | <br>731151 |   | A<br>mm |    |    |    | B<br>mm | C<br>mm | D<br>mm | <br>g |    |    |    |    |    |    |      |    |     |
| 230-SD | 8280956    | 1 | 5       | 13 | 15 | 17 | 19      | 21      | 23      | 25    | 27 | 29 | 31 | 33 | 35 | 83 | 12.7 | 58 | 175 |

## 228-SET

### STEP DRILL SET



- For making holes in thin metal sheets
- Titanium-nitride coated step drill with a surface hardness that makes the tool last 4 to 5 times longer than an ordinary step drill bit
- 3 piece HSS step drill set contents
  - 4 to 12 mm in 1 mm increments
  - 4 to 20 mm in 2 mm increments
  - 4 to 30 mm in 2 mm increments

|         |            |   |       |
|---------|------------|---|-------|
|         | <br>731151 |   | <br>g |
| 228-SET | 0120796    | 1 | 610   |



# CLAMPING TOOLS

---

## **Bahco clamps – Made for Pressure**

Whether you are making cabinets or furniture, completing interior work, flooring or metal works, holding or clamping frames or round pieces – you should always start with the right tool for the job.

Bahco offers a wide range of clamps for all work environments from powerful holding to quick fixing.

This product group includes the quick clamping range, the 420 standard clamp range, spring clamps, the roofing tool LathKo, and bench vices.

# Chapter Index

---

|             |           |
|-------------|-----------|
| CLAMPS      | 1068-1072 |
| BENCH VICES | 1073-1076 |



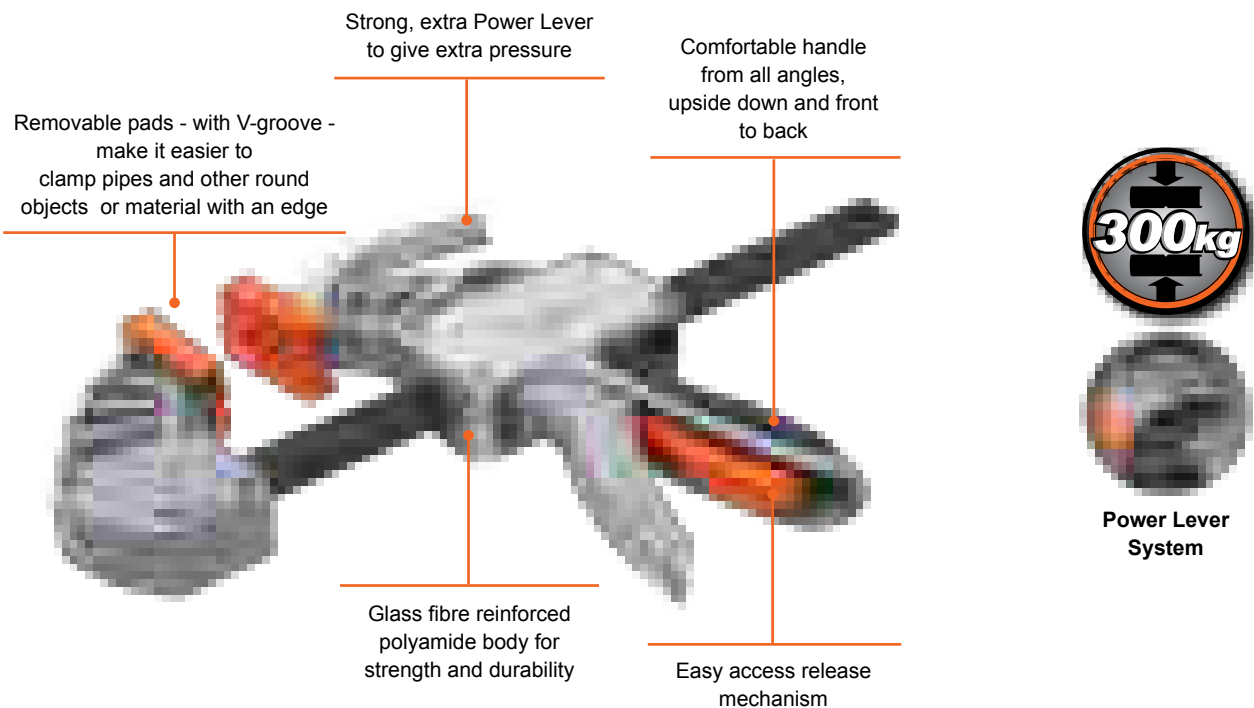


# QUICK CLAMPS

## QCS SERIES **Superior**<sup>™</sup>

The Superior range has been created for more demanding work where high-force tension, strength and durability are required. The Power Lever and the glass fibre reinforced polyamide body allow the

application of very strong pressure, suitable for use in tough environments. It provides easy and efficient high-force clamping to 300 mm.



### QC-PAD REPLACEMENT SPARE PADS medium and soft



### SPRING CLAMPS




## QCB SERIES

A clamp created for everyday professional work where powerful clamping is required. The variable speed function makes achieving a high clamping force easier, as the clamp has to move a shorter distance to reach the work piece. It is simple to convert the QCB series into a spreader – just use the orange Spreader button to move the small clamping jaw. Clamping up to 1250 mm.



- Variable speed mechanism makes it easier to reach high clamping force
- Removable pads, with V-groove
- Easy to turn into a spreader with the Spreader button
- Easy access release mechanism
- Comfortable handle from all angles, upside down, front to back



**Quick change spreader jaw**  
Ability to clamp or spread.




**Variable Speed Trigger**  
Clamp moves easily until it makes contact with work piece, slowing down as it exerts pressure.




**Flat base**  
Makes clamp stand flat on table without support pads.



**Easy release button**  
Releases clamp easily, without needing extra force.



**“V” groove Pads**  
Make it easier to grip odd shapes like pipes or corners.



**Medium and Soft Pads**  
Changeable pads for different usage make clamping secure without leaving marks. Spare pads are available.



**Power Lever**  
Only on Superior clamp for high pressure clamping.

## QCG SERIES

This clamp has been developed for everyday clamping and is slightly smaller than the rest of the range. It is simple to convert the QCB series into a spreader – just use the orange Spreader button to move the small clamping jaw. Clamping up to 300 mm.



- Easy access in more confined spaces, as a result of the smaller body
- Easy to turn into a spreader with the Spreader button
- Easy access release mechanism
- Comfortable handle for use at any angle; upside down, front to back



# CLAMPS

## QCS

### QUICK CLAMPS



- The Superior clamp has the speed of the Quick Clamp but the extra lever to give the maximum force of 300 kg
- Standard pads are medium

|         | <br>731151 |   | <br>L<br>mm | <br>g |
|---------|------------|---|-------------|-------|
| QCS-150 | 0135998    | 6 | 150         | 900   |
| QCS-300 | 0136001    | 6 | 300         | 1050  |

## QCB

### QUICK CLAMPS



- A wider range up to 1250 mm in length
- QCB clamp has a force of 200 kg
- Replaceable gripping pads with 2 different compounds, standard pads fitted are medium
- Variable speed trigger mechanism that increases power as the head makes contact with the workpiece
- Can also be used as a spreader

|          | <br>731151 |   | <br>L<br>mm | <br>g |
|----------|------------|---|-------------|-------|
| QCB-150  | 0135912    | 6 | 150         | 935   |
| QCB-300  | 0135936    | 6 | 300         | 1044  |
| QCB-1250 | 0135981    | 8 | 1250        | 1746  |
| QCB-450  | 0135950    | 6 | 450         | 1145  |
| QCB-600  | 0135967    | 4 | 600         | 1260  |
| QCB-900  | 0135974    | 4 | 900         | 1493  |

## QCG

### QUICK CLAMPS



- The QCG clamp is slightly smaller in size than the QCB and QCS meaning it is ideal for confined spaces or smaller hands
- Clamp up to 125 kg
- It can also be converted for spreading

|         | <br>731151 |   | <br>L<br>mm | <br>g |
|---------|------------|---|-------------|-------|
| QCG-150 | 0135899    | 6 | 150         | 500   |
| QCG-300 | 0135905    | 6 | 500         | 600   |

## QC-PAD



## QUICK CLAMPS

- Replaceable pads for the QCS and QCB, available in Soft -S and Medium -M
- Sold in packs of 2, Black - M and Grey - S





|  | <br>731151 |  |  |
|---|---|---|---|
| QC-PAD-M  | 0136025   | 10  | 60  |
| QC-PAD-S  | 0136032   | 10  | 60  |

## 420



## CLAMP


- Professional type F clamp with one fixed and one sliding bracket fitted to a galvanised profiled steel rail
- Zinc plated screw with special, plastic-covered ball-swivel foot for secure and easy clamping of odd shapes
- Tough and weather-resistant
- Square-shaped plastic grip

|  | <br>731151 |  | A<br>mm | B<br>mm |  |
|---|---|---|---------|---------|---|
| 420-50-100  | 8011253   | 5   | 50      | 100     | 230   |
| 420-50-200  | 8011260   | 5   | 50      | 200     | 290   |
| 420-60-120  | 8043827   | 5   | 60      | 120     | 460   |
| 420-60-300  | 8043834   | 5   | 60      | 300     | 580   |
| 420-80-160  | 8011161   | 5   | 80      | 160     | 700   |
| 420-100-200   | 8011178   | 5   | 100     | 200     | 1100  |
| 420-120-250   | 8011185   | 5   | 120     | 250     | 1450  |
| 420-120-300   | 8011277   | 5   | 120     | 300     | 1600  |
| 420-120-400   | 8011284   | 1   | 120     | 400     | 1750  |
| 420-120-500   | 8011192   | 1   | 120     | 500     | 1950  |
| 420-120-600   | 8011215   | 1   | 120     | 600     | 2100  |
| 420-120-800   | 8011291   | 1   | 120     | 800     | 2400  |
| 420-120-1000  | 8127398   | 1   | 120     | 1000    | 2800  |
| 420-120-1250  | 8035235   | 1   | 120     | 1250    | 3230  |
| 420-120-1500  | 8035242   | 1   | 120     | 1500    | 3385  |
| 420-140-400   | 8043841   | 10  | 140     | 400     | 2390  |
| 420-175-400   | 8011222   | 1   | 175     | 400     | 2740  |



## 3064

### CLAMP




- Steel clamp
- Beach wood handle
- Non-slip braking mechanism



|  | <br>841334 |         | A<br>mm | B<br>mm | H<br>mm | S<br>mm | <br>g |     |
|--|------------|---------|---------|---------|---------|---------|-------|-----|
|  | 306403000  | 5216890 | 5       | 300     | 120     | 35      | 8     | 2   |
|  | 306404000  | 5098724 | 5       | 400     | 120     | 35      | 8     | 2.2 |
|  | 306405000  | 5216975 | 5       | 500     | 120     | 35      | 8     | 2.4 |
|  | 306406000  | 5098731 | 5       | 600     | 120     | 35      | 8     | 2.6 |
|  | 306408000  | 5098748 | 5       | 800     | 120     | 35      | 8     | 3   |

## 3066

### CLAMP



- Steel clamp
- Steel "T" handle
- Non-slip braking mechanism



|  | <br>841334 |         | A<br>mm | B<br>mm | H<br>mm | S<br>mm | <br>kg |     |
|--|------------|---------|---------|---------|---------|---------|--------|-----|
|  | 306601500  | 5098700 | 5       | 150     | 90      | 30      | 8      | 1.1 |
|  | 306602000  | 5098717 | 5       | 200     | 90      | 30      | 8      | 1.2 |
|  | 306602500  | 5217002 | 5       | 250     | 90      | 30      | 8      | 1.3 |
|  | 306603000  | 5217033 | 5       | 300     | 90      | 30      | 8      | 1.4 |
|  | 306604000  | 5217095 | 5       | 400     | 90      | 30      | 8      | 1.6 |

## 3067

### CLAMP




- Steel clamp
- Steel "T" handle
- Non-slip braking mechanism



|  | <br>841334 |         | A<br>mm | B<br>mm | H<br>mm | S<br>mm | <br>kg |     |
|--|------------|---------|---------|---------|---------|---------|--------|-----|
|  | 306702500  | 5123303 | 5       | 250     | 120     | 35      | 8      | 1.9 |
|  | 306703000  | 5217194 | 5       | 300     | 120     | 35      | 8      | 2.0 |
|  | 306703500  | 5123310 | 5       | 350     | 120     | 35      | 8      | 2.1 |
|  | 306704000  | 5098755 | 5       | 400     | 120     | 35      | 8      | 2.2 |
|  | 306705000  | 5098762 | 5       | 500     | 120     | 35      | 8      | 2.4 |
|  | 306706000  | 5098779 | 5       | 600     | 120     | 35      | 8      | 2.6 |
|  | 306707000  | 5123327 | 1       | 700     | 120     | 35      | 8      | 2.8 |
|  | 306708000  | 5098786 | 5       | 800     | 120     | 35      | 8      | 3.0 |
|  | 306710000  | 5098793 | 5       | 1000    | 120     | 35      | 8      | 3.4 |
|  | 306712000  | 5123334 | 2       | 1200    | 120     | 35      | 8      | 3.8 |
|  | 306715000  | 5123341 | 2       | 1500    | 120     | 35      | 8      | 4.4 |





## 3068

### CLAMP



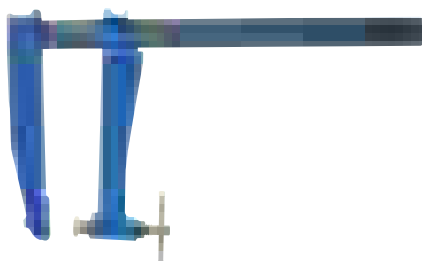
- Steel clamp
- Steel "T" handle
- Non-slip braking mechanism



|  | <br>841334 |  | A<br>mm | B<br>mm | H<br>mm | S<br>mm |  |
|---|---|---|---------|---------|---------|---------|---|
| 306803000   | 5098809   | 5   | 300     | 150     | 40      | 10      | 3.2   |
| 306803500   | 5123365   | 5   | 350     | 150     | 40      | 10      | 3.1   |
| 306804000   | 5098816   | 5   | 400     | 150     | 40      | 10      | 3.4   |
| 306805000   | 5098823   | 2   | 500     | 150     | 40      | 10      | 3.7   |
| 306806000   | 5098830   | 2   | 600     | 150     | 40      | 10      | 4.0   |
| 306807000   | 5123372   | 2   | 700     | 150     | 40      | 10      | 4.3   |
| 306808000   | 5098847   | 2   | 800     | 150     | 40      | 10      | 4.6   |
| 306809000   | 5123389   | 2   | 900     | 150     | 40      | 10      | 4.9   |
| 306810000   | 5098854   | 2   | 1000    | 150     | 40      | 10      | 5.2   |
| 306812000   | 5098861   | 2   | 1200    | 150     | 40      | 10      | 5.8   |
| 306815000   | 5098878   | 1   | 1500    | 150     | 40      | 10      | 6.7   |
| 306820000   | 5098885   | 1   | 2000    | 150     | 40      | 10      | 8.2   |





## 3069

### CLAMP




- Steel clamp
- Steel "T" handle
- Non-slip braking mechanism








|  | <br>841334 |  | A<br>mm | B<br>mm | H<br>mm | S<br>mm |  |
|---|---|---|---------|---------|---------|---------|---|
| 306903000   | 5123402   | 2   | 300     | 220     | 40      | 10      | 3.5   |
| 306904000   | 5123419   | 2   | 400     | 220     | 40      | 10      | 3.8   |
| 306905000   | 5123426   | 2   | 500     | 220     | 40      | 10      | 4.1   |
| 306906000   | 5123433   | 2   | 600     | 220     | 40      | 10      | 4.7   |
| 306907000   | 5123440   | 2   | 700     | 220     | 40      | 10      | 5.0   |
| 306908000   | 5123457   | 2   | 800     | 220     | 40      | 10      | 5.7   |
| 306910000   | 5123471   | 2   | 1000    | 220     | 40      | 10      | 6.0   |

## 3079

### CLAMP




- Square brake for clamps
- 307900010 for 3064 and 3067 model
- 307900020 for 3068 and 3069 model

|  | <br>841334 |  |  |  |
|---|---|---|---|---|
| 307900010   | 5126038   | 1   | 10x12   | 5   |
| 307900020   | 5126045   | 1   | 12x14.5   | 13  |



## 420SC

## CLAMP



- Handy spring clamps with a movable gripping surface for odd shapes
- Available in 25 mm and 50 mm opening

|          | <br>731151 |    | <br>g |
|----------|------------|----|-------|
| 420SC-25 | 0169825    | 10 | 60    |
| 420SC-50 | 0169832    | 5  | 130   |

## GC600

## GRAVITY CLAMP



- Portable clamping device for work pieces of various sizes, can also be used as a small step ladder
- The clamp secures work pieces of various sizes using the gravity leverage principle
- The lightweight aluminium clamp is hinged and has 2 wheels for easy storage and transportation
- When a work piece is placed in the jaw the wheels will start to roll away to the side. This movement works at the same time to close the jaws, firmly fixating the work piece. To add even more fixation, it is possible to put one foot on the lowest step, applying pressure
- Fitted with 2 steps the clamp can be used as a small stepladder

|       | <br>731151 |   | <br>mm      | <br>g |
|-------|------------|---|-------------|-------|
| GC600 | 8298579    | 1 | 690x210x625 | 11600 |

## 450-80/450-130

## ROOFING CLAMP




- The lath ko helps the roofer to get the laths in the right position on the roof
- Can be adjusted for different thicknesses of the laths and for different distances between the laths
- Made of aluminium with the handle PVC coated
- Plastic adjustment knobs grooved for easy operation

|         | <br>731151 |   | A<br>mm | B<br>mm | C<br>mm | D<br>mm | E<br>mm | <br>g |
|---------|------------|---|---------|---------|---------|---------|---------|-------|
| 450-130 | 0165186    | 8 | 720     | 60      | 100     | 25-130  | 220-605 | 775   |
| 450-80  | 8298531    | 6 | 473     | 40      | 50      | 25-80   | 220-455 | 469   |



**834V**

**BENCH VICES**




- Heavy duty square guide bench vice
- Manufactured in high grade cast steel
- Interchangeable jaws
- Oversized anvil
- Laminated spindle thread for smooth operation



|        | <br>731415 |   | <br>mm | B<br>mm | C<br>mm | D<br>mm | L<br>mm | <br>g |
|--------|------------|---|--------|---------|---------|---------|---------|-------|
| 834V-4 | 8286811    | 1 | 100    | 125     | 66      | 122     | 325     | 5500  |
| 834V-5 | 8286828    | 1 | 125    | 150     | 80      | 152     | 402     | 12400 |
| 834V-6 | 8286835    | 1 | 150    | 200     | 98      | 182     | 492     | 19000 |
| 834V-7 | 8286842    | 1 | 175    | 235     | 118     | 211     | 551     | 29400 |

**6072**

**BENCH VICES**




- Heavy duty square guide bench vice
- Manufactured from high grade cast steel
- Interchangeable jaws
- Oversized anvil
- Laminated spindle thread for smooth operation
- Can be used with swivel base 833SB
- Spare jaws and spindle 6072M, 6010M and 6070H



|           | <br>841334 |   | <br>mm | B<br>mm | C<br>mm | D<br>mm | L<br>mm | <br>g |
|-----------|------------|---|--------|---------|---------|---------|---------|-------|
| 607201000 | 5030533    | 1 | 100    | 125     | 66      | 122     | 325     | 6150  |
| 607201250 | 5030540    | 1 | 125    | 150     | 80      | 152     | 402     | 12360 |
| 607201500 | 5030557    | 1 | 150    | 200     | 98      | 182     | 492     | 20200 |
| 607201750 | 5030564    | 1 | 175    | 235     | 118     | 211     | 551     | 30350 |

**6010**

**BENCH VICES**



- Round guide bench vice
- Material: High grade cast steel
- Heavy duty. Interchangeable jaws
- Oversized anvil. Laminated spindle thread
- Smooth operation
- Can be used with swivel base 833B
- Spare jaws and spindle 6010M and 6010H



|           | <br>841334 |   | <br>mm | B<br>mm | C<br>mm | D<br>mm | L<br>mm | <br>g |
|-----------|------------|---|--------|---------|---------|---------|---------|-------|
| 601000800 | 5202299    | 1 | 80     | 130     | 42      | 80      | 260     | 6050  |
| 601001000 | 5202305    | 1 | 100    | 166     | 56      | 100     | 320     | 11350 |
| 601001250 | 5202312    | 1 | 125    | 196     | 72      | 125     | 375     | 18200 |
| 601001500 | 5202329    | 1 | 150    | 229     | 80      | 150     | 430     | 29700 |





## 834V-2

## BENCH VICES

- Round guide table vice
- Material: High grade cast steel
- Interchangeable jaws. Swivel base
- It can be easily fixed to a table

|        | <br>731415 |   | <br>mm | B<br>mm | C<br>mm | D<br>mm | H<br>mm | L<br>mm | <br>g |
|--------|------------|---|--------|---------|---------|---------|---------|---------|-------|
| 834V-2 | 0124992    | 1 | 63     | 63      | 75      | 47      | 225     | 210     | 4500  |



## 833SB

## SWIVEL BASES

- Swivel base for 834V-4 to 834V-7 vices
- Manufactured from high grade cast steel

|         | <br>731415 |   | <br>mm | <br>g |
|---------|------------|---|--------|-------|
| 833SB-4 | 8286859    | 1 | 100    | 850   |
| 833SB-5 | 8286866    | 1 | 125    | 1150  |
| 833SB-6 | 8286873    | 1 | 150    | 1500  |
| 833SB-7 | 8286880    | 1 | 175    | 2500  |




## 833P

## PIPE JAWS SET

- Pipe jaws for Bahco 834V-4 to 834V-7 vices


|          | <br>731415 |   | <br>mm    | <br>mm      | <br>g |
|----------|------------|---|-----------|-------------|-------|
| 833PJ-4  | 8286897    | 1 | 100       | 13.5 - 26.9 | 250   |
| 833PJ-5  | 8286903    | 1 | 125       | 21.3 - 76.1 | 440   |
| 833PJ-67 | 8286910    | 1 | 125 / 150 | 26.9 - 89.0 | 480   |








## 6072M

### SPARES FOR WORK BENCHES

- Pair of spare jaws and screws for vice 6072









|  | <br>841334 |  | <br>mm | <br>g |
|---|---|---|---|--|
| 6072M1000   | 5015813   | 1   | 100   | 350  |
| 6010M1250   | 5015820   | 1   | 125   | 450  |
| 6072M1500   | 5137454   | 1   | 150   | 750  |
| 6072M1750   | 5030687   | 1   | 175   | 1020   |

## 6070H

### SPARES FOR WORK BENCHES

- Spare spindle and nut for vices 6072








|  | <br>841334 |  | <br>mm | <br>g |
|---|---|---|---|--|
| 6070H1000   | 5030656   | 1   | 100   | 470  |
| 6070H1250   | 5084833   | 1   | 125   | 820  |
| 6070H1500   | 5030663   | 1   | 150   | 1230   |
| 6070H1750   | 5030670   | 1   | 175   | 2060   |

## 6010M

### SPARES FOR WORK BENCHES

- Pair of spare jaws and screws for vice 6010









|  | <br>841334 |  | <br>mm | <br>g |
|---|---|---|---|--|
| 6010M0800   | 5015806   | 1   | 80  | 170  |
| 6010M1000   | 5116619   | 1   | 100   | 350  |
| 6010M1250   | 5015820   | 1   | 125   | 450  |
| 6010M1500   | 5015837   | 1   | 150   | 750  |

## 6010H

### SPARES FOR WORK BENCHES

- Spare spindle and bolt for vice 6010



|  | <br>841334 |  | <br>mm | <br>g |
|---|---|---|---|--|
| 6010H0800   | 5015769   | 1   | 80  | 470  |
| 6010H1000   | 5015776   | 1   | 100   | 820  |
| 6010H1250   | 5015783   | 1   | 125   | 1230   |
| 6010H1500   | 5015790   | 1   | 150   | 750  |




## 6040M/H

## SPARES FOR WORK BENCHES




- Spare jaws and spindle for table vice 834V-2
- 6040M jaws
- 6040H spindle



|           | <br>841334 |   | <br>mm | <br>g |
|-----------|------------|---|--------|-------|
| 6040M0630 | 5124126    | 1 | 63     | 150   |
| 6040H0630 | 5124119    | 1 | 63     | 400   |

## 833AJ

## JAWS FOR DELICATE WORK - ALUMINIUM




- Includes built-in power magnet to fix the jaw in a steel vice
- Aluminium jaws

|         | <br>731415 |   | <br>mm | <br>g |
|---------|------------|---|--------|-------|
| 833AJ-4 | 8286927    | 1 | 100    | 180   |
| 833AJ-5 | 8286934    | 1 | 125    | 200   |
| 833AJ-6 | 8286941    | 1 | 150    | 220   |

## 833FJ

## JAWS FOR DELICATE WORK - FIBRE



- Includes built-in power magnet to fix the jaw in a steel vice
- Fibre jaws

|         | <br>731415 |   | <br>mm | <br>g |
|---------|------------|---|--------|-------|
| 833FJ-4 | 8286965    | 1 | 100    | 150   |
| 833FJ-5 | 8286972    | 1 | 125    | 180   |
| 833FJ-6 | 8286989    | 1 | 150    | 200   |



# STRIKING TOOLS

---

Bahco has over 125 years' experience of forging, and a solid reputation as a high-quality tool manufacturer. Bahco axes, mauls, hammers, cold chisels and punches all meet the high standards that are essential requirements for all applications - where quality, safety, durability and ease of use are key factors.

**Safety first.**

In this chapter we also highlight the safety rules that should be followed by the users of our striking tools.



# Chapter Index

---

|                                      |           |
|--------------------------------------|-----------|
| WOODWORKING AND CONSTRUCTION HAMMERS | 1082-1084 |
| METAL WORKING AND INDUSTRIAL HAMMERS | 1084-1086 |
| INSTRUMENT AND WORKSHOP HAMMERS      | 1086-1090 |
| AXES, MAULS AND WEDGES               | 1091-1097 |
| COLD CHISELS                         | 1098-1101 |
| PUNCHES                              | 1102-1108 |
| SETS                                 | 1108      |
| WRECKING BARS                        | 1109      |
| MASONS'S PIN                         | 1109      |

# ICON INDEX



## Camping

- Camping axes are lightweight axes with a short handle, making them easy to carry around. Also suitable for indoor use e.g. as a kitchen axe
- Head weight: 0.6 kg / 1 1/4 lb to 1 kg/2 1/4 lb
- Length: 36-50 cm/ 14 1/4" - 19 3/4"



## Splitting

- Splitting axes have a thick head, specially made for splitting wood. The shape of the head helps to penetrate the wood with little effort. Some are made with a longer head back, for use with a splitting wedge
- Head weight: 2 kg/4 1/2 lb to 3.5 kg/7 3/4 lb
- Length: 80-90 cm/31 1/2"-35 1/2"



## Felling

- Felling axes are heavier, with long handles and a thinner edge, for easy cutting when felling trees
- Head weight: 1.1 kg/ 2 1/2 lb to 2.3 kg/5 lb
- Length: 70-90 cm/ 27 1/2" - 35 1/2"



## Splitting with wedges

- Mauls are heavy sledge hammers that can be used to drive poles into the ground or splitting wedges into logs
- Head weight: 3 kg/6 1/2 lb to 4 kg/8 3/4 lb
- Length: 90 cm/35 1/2"



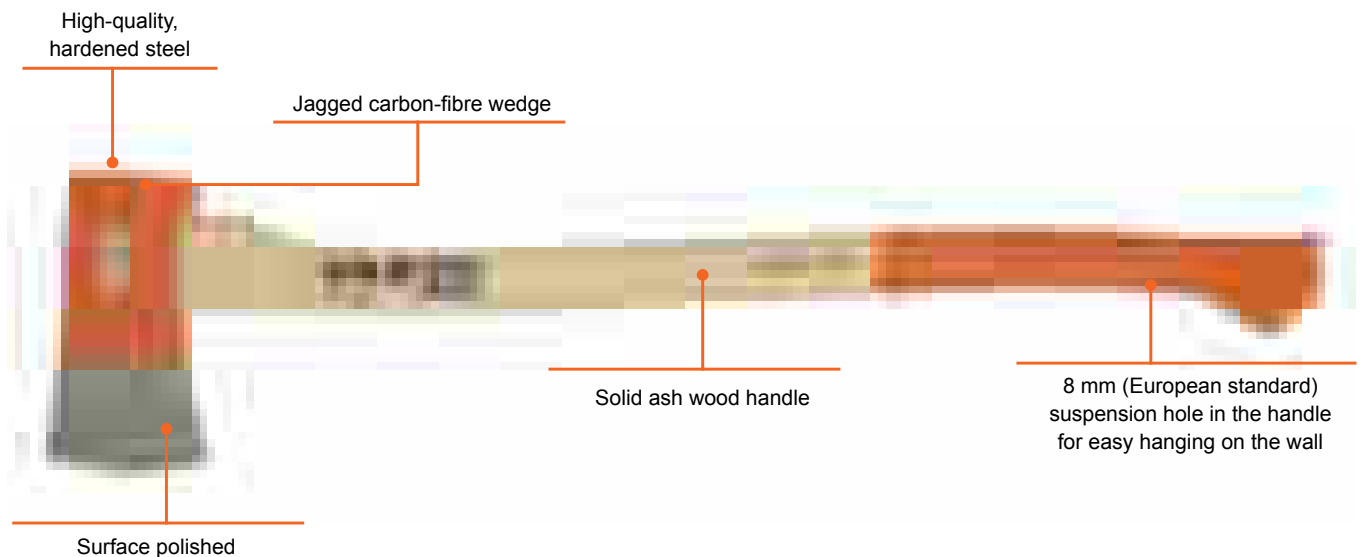

## Trimming branches and felling

- Hatchets are longer axes for trimming trees and other general purpose work
- Head weight: 1 kg/2 1/4 lb
- Length: 60-70 cm/23 1/2"-27 1/2"

# AXES, MAULS AND WEDGES

All axes are supplied with either a leather or rubber edge protector to ensure that the finish of the blade is maintained.

Pulling and breaking tests are performed by VPA Remscheid, an official test institution in Germany. The axes are marked 'GS: Approved Safety'.



# AXE SAFETY AND CARE

DO NOT use the axes on the side of the trunk where you are standing as there is a risk of slipping and hurting yourself.



Keep the trunk between you and the branches you intend to remove. Always cut branches from the root towards the top.

DO NOT stand erect when splitting wood. It could lead to severe injury if you miss your target.



Bend your knees slightly to make sure the axe hits the ground if you should accidentally slip.

DO NOT twist the axe sideways if it gets stuck, as this could break or loosen the handle.



Work the axe loose by moving it up and down.

DO NOT try to force splitting wedges into the wood with a normal axe. This could deform the eye, loosen the handle or even break the head.



Use a maul or a sledge hammer, which are both designed for wood splitting.

DO NOT use a maul as a wedge. The head of the maul may become deformed or break.



Use a special splitting wedge for this task.

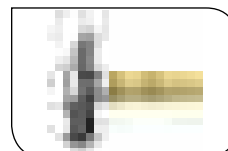
DO NOT store axes or mauls in a dry place. Under very low air humidity like in heated rooms the handle could shrink and may no longer fit perfectly into the eye.



Storage in an unheated shed, barn or garage is recommended.



# HAMMER SAFETY AND CARE

Never strike with the side of your hammer.




Never use a hammer with loose or cracked handle.

Never strike one hammer with another.



Wear safety goggles when using striking tools.

Never use a hammer with cracked face, claw or eye section.







427

## CLAW HAMMER




- Claw hammer with first class genuine hickory handle
- Octagonal neck and round head
- Bright polished
- Handle shaped for optimal grip with anti-slip surface and securely fixed with wedges

|        | <br>731151 |   | A<br>mm | B<br>mm | C<br>mm | <br>g | <br>g |
|--------|------------|---|---------|---------|---------|-------|-------|
| 427-16 | 8025410    | 4 | 130     | 350     | 28      | 450   | 680   |
| 427-20 | 8025427    | 4 | 140     | 365     | 30      | 570   | 760   |

428

## CLAW HAMMER



- Claw hammer with fibreglass handle for maximum shock absorption
- Octagonal neck and round head
- Bright polished
- Comfortable black hand grip
- Bright orange colour to make it easier to find

|        | <br>731151 |   | A<br>mm | B<br>mm | C<br>mm | <br>g | <br>g |
|--------|------------|---|---------|---------|---------|-------|-------|
| 428-13 | 8012243    | 4 | 120     | 315     | 26      | 370   | 580   |
| 428-16 | 8012380    | 4 | 130     | 330     | 28      | 450   | 800   |
| 428-20 | 8012397    | 4 | 140     | 350     | 30      | 570   | 880   |

429

## CLAW HAMMER



- Claw hammer with tubular manganese steel shaft
- Octagonal neck and round head
- Bright polished
- Comfortable black handle grip

|        | <br>731151 |   | A<br>mm | B<br>mm | C<br>mm | <br>g | <br>g |
|--------|------------|---|---------|---------|---------|-------|-------|
| 429-8  | 8040703    | 4 | 100     | 255     | 22      | 230   | 400   |
| 429-13 | 8012250    | 4 | 120     | 308     | 26      | 370   | 570   |
| 429-16 | 8012403    | 4 | 130     | 320     | 28      | 450   | 750   |
| 429-20 | 8012410    | 4 | 140     | 345     | 30      | 570   | 850   |



485

## CARPENTER'S HAMMER



- Carpenter's hammer with anti-slip striking face and magnetic nail holder
- Tubular steel shaft with comfortable grip
- DIN 7239, GS certification



|     | <br>731151 |   | A<br>mm | B<br>mm | C<br>mm | <br>g | <br>g |
|-----|------------|---|---------|---------|---------|-------|-------|
| 485 | 8005153    | 4 | 170     | 308     | 26      | 600   | 925   |

480

## WARRINGTON HAMMER



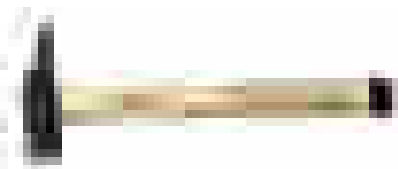
- Warrington hammer
- Traditional English joiner's hammer with cross pein
- Handle of first class genuine hickory, straight grained, without knots



|        | <br>731151 |   | A<br>mm | B<br>mm | C<br>mm | <br>g | <br>g |
|--------|------------|---|---------|---------|---------|-------|-------|
| 480-08 | 8025496    | 4 | 110     | 305     | 24      | 230   | 400   |
| 480-10 | 8025502    | 4 | 120     | 305     | 26      | 280   | 440   |
| 480-12 | 8025519    | 4 | 120     | 305     | 28      | 340   | 520   |
| 480-14 | 8025526    | 4 | 120     | 305     | 30      | 400   | 540   |

483

## JOINERS HAMMER



- French pattern, joiner's hammer
- Handle of first class genuine ash, straight grained, without knots
- DIN 5109, GS certification




|        | <br>731151 |   | A<br>mm | B<br>mm | C<br>mm | <br>g | <br>g |
|--------|------------|---|---------|---------|---------|-------|-------|
| 483-16 | 8024314    | 4 | 80      | 265     | 16      | 100   | 140   |
| 483-20 | 8024321    | 4 | 90      | 265     | 20      | 160   | 240   |
| 483-22 | 8005108    | 4 | 98      | 265     | 22      | 200   | 291   |
| 483-25 | 8005115    | 4 | 107     | 305     | 25      | 300   | 399   |
| 483-28 | 8024284    | 4 | 115     | 305     | 28      | 400   | 487   |
| 483-30 | 8024291    | 4 | 120     | 305     | 30      | 500   | 595   |



## WOODWORKING AND CONSTRUCTION HAMMERS

38

### NAIL PULLER



- Comfortable handle of malleable cast iron, other parts forged, specially hardened jaws
- A handy tool for opening wooden crates, or other easily and fast
- Black phosphated, anti-corrosion finish


|    | <br>731415 |   | A<br>mm | B<br>mm | C<br>mm | D<br>mm | F<br>mm | G<br>mm | <br>g |
|----|------------|---|---------|---------|---------|---------|---------|---------|-------|
| 38 | 0021734    | 1 | 450     | 23      | 36      | 18      | 4.5     | 4.5     | 2300  |



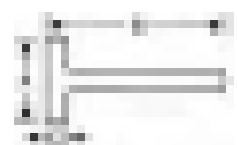
## METAL WORKING AND INDUSTRIAL HAMMERS

484

### CLUB HAMMER




- Club hammer with convex (domed) striking faces
- Handle of first class genuine hickory, straight grained, without knots
- DIN 6475, GS certification



|          | <br>731151 |   | A<br>mm | B<br>mm | C<br>mm | <br>g | <br>g |
|----------|------------|---|---------|---------|---------|-------|-------|
| 484-1000 | 8005122    | 4 | 93      | 260     | 40      | 1000  | 1080  |
| 484-1250 | 8005139    | 4 | 107     | 260     | 42      | 1250  | 1330  |
| 484-1500 | 8005146    | 4 | 107     | 260     | 45      | 1500  | 1600  |
| 484-2000 | 8024338    | 2 | 115     | 310     | 50      | 2000  | 2100  |

486

### BRICKLAYER'S HAMMER



- Bricklayer's hammer with anti-slip striking face and nail puller
- Tubular steel shaft with comfortable grip



|     | <br>731151 |   | A<br>mm | B<br>mm | C<br>mm | <br>g | <br>g |
|-----|------------|---|---------|---------|---------|-------|-------|
| 486 | 8005160    | 4 | 206     | 282     | 25.5    | 600   | 878   |



494

## HATCHET



- Plasterer's hatchet with anti-slip striking face and nail puller
- Tubular steel shaft with comfortable grip
- GS certification



|         |        |   | A<br>mm | B<br>mm | C<br>mm |     |
|---------|--------|---|---------|---------|---------|-----|
| 494-600 | 731151 | 4 | 179     | 315     | 69      | 847 |

3625PU

## DEAD BLOW




- Soft grip handle with ribbed, textured grip that prevents hand slippage
- Composite handle shank improves balance while defusing shock and dampening vibration
- Compact head design concentrates power delivery
- Internal canister features a free-flowing steel shot design which improves dead blow action while reducing rebound
- Hammer material is non-sparking and resistant to most shop chemicals

|           |         |    | A<br>mm | B<br>mm | C<br>mm |      |      |
|-----------|---------|----|---------|---------|---------|------|------|
| 3625PU-30 | 8276119 | 12 | 82      | 300     | 30      | 450  | 550  |
| 3625PU-50 | 8276126 | 6  | 107     | 340     | 50      | 900  | 1050 |
| 3625PU-60 | 8276133 | 6  | 138     | 400     | 60      | 1500 | 1700 |

3625PU-105

## DEAD BLOW



- Steel structure and PU (polyurethane) layer hammers
- Anti-sliding handle
- The striking area will not be marked
- Ideal for tyre change, transmission works, etc.

|            |         |   | A<br>mm | B<br>mm | C<br>mm |      |
|------------|---------|---|---------|---------|---------|------|
| 3625PU-105 | 0170098 | 1 | 195     | 910     | 105     | 5970 |



## METAL WORKING AND INDUSTRIAL HAMMERS

489

### DEAD BLOW



- Sledge hammer with convex (domed) striking face
- Special heat treated head with a soft striking face and with a hard core
- The soft striking face avoids fractures or chipping and the hard core safeguards the head to the handle
- The unbreakable handle is made of rubber reinforced with a high carbon steel spring rod
- ANSI/HTI B173-1991, ASTM A576 (head), ASTM A421 (handle)

|          | <br>731415 |   | A<br>mm | B<br>mm | C<br>mm | <br>g | <br>g |
|----------|------------|---|---------|---------|---------|-------|-------|
| 489-1100 | 0133055    | 1 | 94      | 294     | 45      | 1100  | 1820  |
| 489-1800 | 0133062    | 1 | 116     | 300     | 49      | 1800  | 2720  |
| 489-2700 | 0133079    | 1 | 151     | 752     | 53      | 2700  | 4540  |
| 489-3600 | 0133086    | 1 | 167     | 788     | 59      | 3600  | 5900  |
| 489-4500 | 0133093    | 1 | 178     | 797     | 68      | 4500  | 6800  |
| 489-5400 | 0133109    | 1 | 192     | 795     | 66      | 5400  | 7700  |



## INSTRUMENT AND WORKSHOP HAMMERS

481

### GERMAN DIN HAMMER



- German DIN Locksmith's hammer for use on metal
- Handle of first class genuine ash, straight grained, without knots
- DIN 1041
- GS certification



|          | <br>731151 |   | A<br>mm | B<br>mm | C<br>mm | <br>g | <br>g |
|----------|------------|---|---------|---------|---------|-------|-------|
| 481-100  | 8005030    | 4 | 82      | 260     | 15      | 100   | 160   |
| 481-200  | 8005047    | 4 | 95      | 260     | 19      | 200   | 260   |
| 481-300  | 8005054    | 4 | 105     | 300     | 23      | 300   | 420   |
| 481-400  | 8005061    | 4 | 112     | 300     | 25      | 400   | 520   |
| 481-500  | 8005078    | 4 | 118     | 300     | 27      | 500   | 620   |
| 481-800  | 8025540    | 4 | 130     | 350     | 29      | 800   | 980   |
| 481-1000 | 8005092    | 4 | 135     | 350     | 36      | 1000  | 1180  |
| 481-1500 | 8025533    | 2 | 145     | 385     | 42      | 1500  | 1700  |



482

## RIVOIR HAMMER



- Rivoir type hammer, French pattern, for use on metal
- Handle of first class genuine ash, straight grained, without knots

|        | <br>731151 |   | A<br>mm | B<br>mm | C<br>mm | <br>g | <br>g |
|--------|------------|---|---------|---------|---------|-------|-------|
| 482-25 | 8025557    | 4 | 85      | 305     | 25      | 250   | 340   |
| 482-28 | 8025564    | 4 | 90      | 305     | 28      | 315   | 460   |
| 482-30 | 8025571    | 4 | 95      | 305     | 30      | 400   | 520   |
| 482-35 | 8025595    | 4 | 105     | 305     | 35      | 630   | 700   |
| 482-40 | 8025601    | 4 | 110     | 325     | 40      | 800   | 980   |
| 482-45 | 8027551    | 2 | 120     | 355     | 45      | 1150  | 1300  |

479

## BALL PEIN HAMMER



- Ball pein hammer for use on cold chisels, punches, rivets and shaping metal but can also be used as a general purpose hammer
- Handle of first class genuine hickory, straight grained, without knots

|        | <br>731151 |   | A<br>mm | B<br>mm | C<br>mm | <br>g | <br>g |
|--------|------------|---|---------|---------|---------|-------|-------|
| 479-08 | 8025441    | 4 | 80      | 305     | 22      | 230   | 290   |
| 479-12 | 8025458    | 4 | 93      | 330     | 27      | 340   | 448   |
| 479-16 | 8025465    | 4 | 101     | 330     | 30      | 450   | 554   |
| 479-24 | 8025472    | 4 | 115     | 390     | 38      | 800   | 960   |
| 479-32 | 8025489    | 4 | 128     | 390     | 42      | 900   | 1050  |

490

## CROSS PEIN PIN HAMMER




- Pattern makers' hammer with cross pein pin for use on metal
- First class genuine hickory handle, straight grained, without knots

|         | <br>731151 |   | A<br>mm | B<br>mm | C<br>mm | <br>g | <br>g |
|---------|------------|---|---------|---------|---------|-------|-------|
| 490-3.5 | 8025373    | 4 | 100     | 325     | 14      | 100   | 180   |



492

## PATTERN MAKERS HAMMER



- Pattern makers' hammer with ball pein for use on metal
- First class genuine hickory handle, straight grained, without knots

|         | <br>731151 |   | A<br>mm | B<br>mm | C<br>mm | <br>g |
|---------|------------|---|---------|---------|---------|-------|
| 492-3.5 | 8025380    | 4 | 85      | 325     | 16      | 180   |

3625Y

## POLYFLEX PLASTIC HAMMER




- For heavy-duty work in assembly, dismantling and shaping of plates, etc.
- Yellow plastic polls made of polyurethane elastomer (Desmopan® is a registered trade mark of Bayer AG), centre piece made of malleable cast iron
- Wooden handle
- Extremely wear resistant with high break and tear resistance
- No splintering on sharp edges
- Hard finish, superior to that of conventional nylon hammers
- Resistant to virtually all mineral oils, greases and solvents
- **3625YL** = Spare polls, pair

|           | <br>731415 |   | A<br>mm | B<br>mm | C<br>mm | <br>g |
|-----------|------------|---|---------|---------|---------|-------|
| 3625Y-22  | 1074074    | 1 | 80      | 260     | 22      | 153   |
| 3625Y-27  | 1074081    | 1 | 90      | 280     | 27      | 235   |
| 3625Y-32  | 1074098    | 1 | 100     | 300     | 32      | 333   |
| 3625Y-35  | 1074104    | 1 | 106     | 320     | 35      | 425   |
| 3625Y-40  | 1074111    | 1 | 112     | 340     | 40      | 560   |
| 3625Y-50  | 1074128    | 1 | 120     | 360     | 50      | 885   |
| 3625Y-60  | 1074135    | 1 | 125     | 380     | 60      | 1285  |
| 3625YL-22 | 1074159    | 1 |         |         | 22      | 16    |
| 3625YL-27 | 1074166    | 1 |         |         | 27      | 28    |
| 3625YL-32 | 1074173    | 1 |         |         | 32      | 47    |
| 3625YL-35 | 1074180    | 1 |         |         | 35      | 59    |
| 3625YL-40 | 1074197    | 1 |         |         | 40      | 82    |
| 3625YL-50 | 1074203    | 1 |         |         | 50      | 144   |
| 3625YL-60 | 1074210    | 1 |         |         | 60      | 210   |



## 3625N

### SUPERFLEX PLASTIC HAMMER




- For ordinary workshop use on pressure-sensitive materials
- Blue plastic polls made of cellulose butyrate (Cellidor™ - Bayer AG), centre piece made of malleable cast iron
- Wooden handle
- A hammer that replaces all similar hammers of copper, lead, brass, rubber or wood
- High impact strength. Resistant to low-octane fuels, oil and grease
- Two cambered faces
- 3625NL = Spare polls with cambered face, pair

|           | <br>731415 |   | A<br>mm | B<br>mm | C<br>mm | <br>g |
|-----------|------------|---|---------|---------|---------|-------|
| 3625N-22  | 1073602    | 5 | 80      | 260     | 22      | 154   |
| 3625N-27  | 1073626    | 5 | 90      | 280     | 27      | 230   |
| 3625N-32  | 1073640    | 5 | 100     | 300     | 32      | 325   |
| 3625N-35  | 1073664    | 5 | 106     | 320     | 35      | 415   |
| 3625N-40  | 1073688    | 5 | 112     | 340     | 40      | 570   |
| 3625N-50  | 1073701    | 1 | 120     | 360     | 50      | 920   |
| 3625N-60  | 1073718    | 1 | 125     | 380     | 60      | 1280  |
| 3625NL-22 | 1073831    | 1 |         |         | 22      | 16    |
| 3625NL-27 | 1073848    | 1 |         |         | 27      | 28    |
| 3625NL-32 | 1073855    | 1 |         |         | 32      | 47    |
| 3625NL-35 | 1073862    | 1 |         |         | 35      | 59    |
| 3625NL-40 | 1073879    | 1 |         |         | 40      | 82    |
| 3625NL-50 | 1073886    | 1 |         |         | 50      | 144   |
| 3625NL-60 | 1073893    | 1 |         |         | 60      | 210   |

## 487

### NON SPARKING HAMMER



- Finish: Polished
- Material: Aluminium, bronze
- Non-sparking and anti-magnetic
- Standard No: II B

|          | <br>731151 |   | A<br>mm | B<br>mm | C<br>mm | <br>g | <br>g |
|----------|------------|---|---------|---------|---------|-------|-------|
| 487-650  | 0133116    | 1 | 93      | 310     | 30      | 450   | 610   |
| 487-1300 | 0133123    | 1 | 112     | 400     | 40      | 1000  | 1300  |
| 487-1800 | 0133130    | 1 | 132     | 400     | 44      | 1500  | 1800  |
| 487-2300 | 0133147    | 1 | 137     | 400     | 50      | 2000  | 2300  |
| 487-5200 | 0133154    | 1 | 176     | 900     | 63      | 4000  | 4900  |
| 487-5900 | 0133161    | 1 | 189     | 900     | 66      | 5000  | 5900  |






## 3625RM

## RUBBER MALLET

- Rubber mallet
- Wooden handle



|           | <br>731415 |   | A<br>mm | B<br>mm | L<br>mm | <br>g |
|-----------|------------|---|---------|---------|---------|-------|
| 3625RM-55 | 0120758    | 6 | 55      | 90      | 320     | 250   |
| 3625RM-65 | 0120765    | 6 | 65      | 115     | 340     | 440   |
| 3625RM-75 | 3019820    | 6 | 75      | 125     | 360     | 600   |
| 3625RM-90 | 0120390    | 6 | 90      | 139     | 360     | 720   |

## 3625W

## NYLON TIP MALLET

- Nylon tip mallet
- Wooden handle




|           | <br>731415 |    | A<br>mm | B<br>mm | L<br>mm | <br>g |
|-----------|------------|----|---------|---------|---------|-------|
| 3625W-22  | 0120406    | 6  | 22      | 60      | 150     | 150   |
| 3625W-28  | 0120413    | 6  | 28      | 80      | 275     | 300   |
| 3625W-35  | 0120420    | 1  | 35      | 100     | 300     | 550   |
| 3625W-44  | 0120437    | 6  | 44      | 120     | 360     | 1050  |
| 3625W-55  | 0120444    | 6  | 55      | 140     | 400     | 1100  |
| 3625WL-22 | 0120451    | 10 | 22      | 12      |         | 10    |
| 3625WL-28 | 0120468    | 10 | 28      | 19      |         | 15    |
| 3625WL-35 | 0120475    | 10 | 35      | 22      |         | 20    |
| 3625WL-44 | 0120482    | 1  | 44      | 27      |         | 50    |
| 3625WL-55 | 0120499    | 1  | 55      | 32      |         | 80    |

## 3625S

## NYLON TIP MALLET

- Nylon tip mallet
- Steel shaft with a rubber grip
- Use 3625WL for spare tips




|          | <br>731415 |   | A<br>mm | B<br>mm | C<br>mm | <br>g |
|----------|------------|---|---------|---------|---------|-------|
| 3625S-28 | 0183906    | 6 | 80      | 255     | 28      | 325   |
| 3625S-35 | 0183913    | 6 | 100     | 285     | 35      | 630   |
| 3625S-44 | 0183920    | 6 | 125     | 300     | 44      | 1150  |



## HUS

### CAMPING AXES




- For general purpose applications such as camping or gardening work and occasional branch trimming
- High-quality tool steel according to DIN 7287, class B
- Curved ash wood handle, according to DIN 5132, form B
- Handle secured by a jagged carbon-fibre wedge equipped with a euro suspension hole
- Additional 8 mm (European standard) suspension hole in the handle for easy storage
- Also available with fully polished axe head for an easier cut and a non-slip soft grip for comfort

|               | <br>731151 |   | <br>mm | <br>g |
|---------------|------------|---|--------|-------|
| HUS-0.6-380   | 8123659    | 4 | 380    | 850   |
| HUS-0.7-500SG | 8281229    | 4 | 500    | 1030  |
| HUS-0.8-500   | 8123666    | 4 | 500    | 1150  |

## HGPS

### CAMPING AXES



- For occasional use by home owners, very much an all-round general purpose axe
- Thin wide blade for a clean cut
- Curved ash wood handle, secured by a jagged carbon-fibre wedge
- Equipped with a euro hole in addition to an 8 mm (European standard) suspension hole in the handle for easy storage

|              | <br>731151 |   | <br>mm | <br>g |
|--------------|------------|---|--------|-------|
| HGPS-0.6-360 | 8123680    | 4 | 360    | 800   |
| HGPS-0.8-380 | 8123697    | 4 | 380    | 1000  |
| HGPS-1.0-400 | 8123703    | 4 | 400    | 1250  |

## HFGPS

### CAMPING AXES



- Short general purpose axe for lighter applications
- Backside of the axe head can also be used as hammer
- Straight 3-component handle with non-slip grip (polypropylene handle with elastomer grip and fibreglass core) for comfort

|                 | <br>731151 |   | <br>mm | <br>g |
|-----------------|------------|---|--------|-------|
| HFGPS-0,7-400FG | 8275877    | 4 | 380    | 1070  |




# AXES, MAULS AND WEDGES

## HUS



HUS-1.0-650



HUS-1.0-650SG



## HATCHETS

- For branch trimming and general purpose gardening work
- High-quality tool steel according to DIN 7287, class B
- Curved ash wood handle, according to DIN 5132, form B, secured by a jagged carbon-fibre wedge equipped with a euro suspension hole
- Additional 8 mm (European standard) suspension hole in the handle for easy storage
- Also available with fully polished axe head for an easier cut and a non-slip soft grip for more comfort

|               | <br>731151 |   | <br>mm | <br>g |
|---------------|------------|---|--------|-------|
| HUS-1.0-650   | 8123673    | 4 | 650    | 1400  |
| HUS-1.0-650SG | 8281236    | 4 | 650    | 1350  |

## FGS



## HATCHETS

- For branch trimming and felling small trees
- Slightly wider at the eye, the thin, wide blade ensures a clean and easy cut into the branch
- High-quality tool steel according to DIN 17200, carbon 45
- Curved ash wood handle, secured by a jagged carbon-fibre wedge equipped with a euro suspension hole for easy storage
- Additional 8 mm (European standard) suspension hole in the handle for easy storage

|              | <br>731151 |   | <br>mm | <br>g |
|--------------|------------|---|--------|-------|
| FGS-1.0-600  | 8123796    | 4 | 600    | 1500  |
| FGS-1.25-700 | 8123802    | 4 | 700    | 1800  |

## FGS



## FELLING AXES


- For felling trees and branch trimming
- Slightly wider at the eye, the thin, wide blade ensures a clean and easy cut into the branch
- High-quality tool steel according to DIN 17200, carbon 45
- Curved ash wood handle, secured by a jagged carbon-fibre wedge equipped with a euro suspension hole
- Additional 8 mm (European standard) suspension hole in the handle for easy storage

|             | <br>731151 |   | <br>mm | <br>g |
|-------------|------------|---|--------|-------|
| FGS-1.6-810 | 8123819    | 4 | 800    | 2200  |
| FGS-1.8-810 | 8123826    | 4 | 800    | 2400  |



## FCP

## FELLING AXES




- For felling trees and also for cutting off branches from felled trees
- Thin blade makes it swing smoothly through the branch
- High-quality hardened tool steel according to DIN 7287, class B
- Surface fine-polished in full
- First-grade hickory handle, secured with a jagged carbon-fibre wedge and an additional metal ring-wedge
- Wedge equipped with a euro suspension hole
- Handle has an 8 mm (European standard) suspension hole for easy storage

|             | <br>731151 |   |     |      |
|-------------|------------|---|-----|------|
| FCP-1.8-810 | 8123970    | 4 | 800 | 2400 |
| FCP-2.3-860 | 8123994    | 2 | 850 | 3000 |

## FCS

## FELLING AXES




- For felling trees and also for cutting off branches from felled trees
- Fully polished axe head and thin blade cuts smoothly through the branch
- High-quality tool steel according to DIN 7287, class B
- Curved ash wood handle, according to DIN 7295, form B, secured by a jagged carbon-fibre wedge which is fixed by an additional metal ring-wedge and equipped with a euro suspension hole for easy storage
- Handle equipped with a non-slip soft grip for comfort and security

|               | <br>731151 |   |     |      |
|---------------|------------|---|-----|------|
| FCS-2.0-900SG | 8281243    | 2 | 900 | 2530 |

## FFSS

## FELLING AXES



- Flare-headed felling axe with long, straight handle, which enables a long swing and a deep cut
- 3-component handle (fibreglass core, polypropylene around the core and elastomer grip) for comfort
- Comfortable, soft non-slip grip offers with large suspension hole for easy storage

|                | <br>731151 |   |     |      |
|----------------|------------|---|-----|------|
| FFSS-1.5-900FG | 8275884    | 4 | 900 | 2400 |



# AXES, MAULS AND WEDGES

## SUS

### SPLITTING AXES



- Wedge-shaped axe head and its weight provides easier penetration when splitting wood
- Curved ash wood handle equipped with 8 mm (European standard) suspension hole
- Head secured by a jagged carbon-fibre wedge and an additional metal ring-wedge equipped with a euro suspension hole for easy storage

|             |            |   |         |          |
|-------------|------------|---|---------|----------|
|             | <br>731151 |   | <br>800 | <br>2400 |
| SUS-2.0-800 | 8123451    | 4 | 800     | 2400     |

## MCP

### SPLITTING AXES



- Heavy axe for use both as a splitting axe and a hammer to drive a wedge
- Intended for chopping difficult and very thick wood
- First-grade hickory handle equipped with 8 mm (European standard) suspension hole for easy storage
- Head secured with a jagged carbon-fibre wedge, and an additional metal ring-wedge


|             |            |   |         |          |
|-------------|------------|---|---------|----------|
|             | <br>731151 |   | <br>800 | <br>3200 |
| MCP-2.5-810 | 8124052    | 2 | 800     | 3200     |

## LS/MES

### SPLITTING AXES



LS-MERLIN-2.5FG



LS-MERLIN-2.5

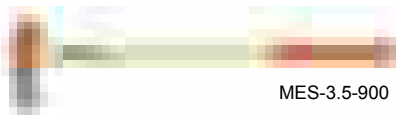


- Heavy axe, flat on one side for use both as a splitting axe and a hammer to drive a wedge
- Intended for chopping difficult and very thick wood
- Available with a straight ash wood handle, secured with a leather strap below the head
- Also available as LS-MERLIN-2.5FG with a 3-component handle (polypropylene handle with elastomer grip and fibreglass core) for comfort
- Comfortable non-slip grip on the fibreglass handles give a soft secure grip
- Large suspension hole makes this splitting axe easy storage

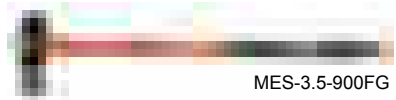
|                 |            |   |         |          |
|-----------------|------------|---|---------|----------|
|                 | <br>731151 |   | <br>900 | <br>3000 |
| LS-MERLIN-2.5   | 8012069    | 2 | 900     | 3000     |
| LS-MERLIN-2.5FG | 8281113    | 2 | 900     | 3550     |
| MES-3.0-900     | 8123864    | 2 | 900     | 3500     |



## MES



MES-3.5-900



MES-3.5-900FG



## SPLITTING AXES


- Heavy axe for use both as a splitting axe and a hammer to drive a wedge
- Head with turning hook for logs
- Intended for chopping difficult and very thick wood
- Available with a straight ash wood handle, secured with a jagged carbon-fibre wedge, and an additional metal ring-wedge
- Also available as MES-2.5-900FG with a straight 3-component handle (polypropylene handle with elastomer grip and fibreglass core) for comfort
- Comfortable non-slip grip on the fibreglass handle gives a soft secure grip and the large suspension hole for easy storage

|               | <br>731151 |   |     |      |
|---------------|------------|---|-----|------|
| MES-3.5-900   | 8123871    | 2 | 900 | 3800 |
| MES-3.5-900FG | 8281120    | 2 | 900 | 3900 |


## LS-MASSE



LS-MASSE-4FG



LS-MASSE-4



## MAULS

- Maul/sledge for driving poles and for forcing wedges into hard-to-work types of wood
- Head of high-quality tool steel, flat on both sides
- Available with straight ash wood handle equipped with 8 mm (European standard) suspension hole for easy storage
- Also available as LS-MASSE-4FG with a straight 3-component handle (polypropylene handle with elastomer grip and fibreglass core) for comfort
- Comfortable non-slip grip on the fibreglass handle gives a soft secure grip and the large suspension hole makes the axe easy store

|              | <br>731151 |   |     |      |
|--------------|------------|---|-----|------|
| LS-MASSE-4FG | 8275891    | 2 | 900 | 4800 |
| LS-MASSE-4   | 8012014    | 2 | 900 | 4300 |

## LS-MASSE-TR



## MAULS

- Maul/sledge for driving poles and for forcing wedges into hard-to-work types of wood
- Head of high-quality tool steel, flat on one side
- Straight 3-component handle (fibreglass core, polypropylene around the core and elastomer grip) for comfort
- Comfortable non-slip grip gives a soft secure grip and the large suspension hole makes the axe easy to store

|                 | <br>731151 |   |     |      |
|-----------------|------------|---|-----|------|
| LS-MASSE-TR-4FG | 8281106    | 2 | 900 | 5000 |








# AXES, MAULS AND WEDGES

## SH

### SPARE HANDLES AXES






- Traditional axe handles made of selected ash wood of high quality
- Professional handles made of a very resistant 3-component fibreglass material for comfort
- Each wooden spare handle is supplied with a plastic wedge for fixation of the handle in the axe-head
- Advice:
  - Remove the old handle, clean out the eye of the head and fix the new handle into the eye
  - Drive the plastic wedge into the handle using a hammer until it has reached the same level as the head itself
  - For details see instruction card attached to each ash wood handle

|  | <br>731151 |  | <br>mm | <br>g |
|---|---|---|---|--|
| SH-FCS-810  | 8140540   | 1   | 800   | 450  |
| SH-FCS-860  | 8140557   | 1   | 850   | 500  |
| SH-FGS-600  | 8140649   | 1   | 600   | 400  |
| SH-FGS-700  | 8140656   | 1   | 700   | 450  |
| SH-FGS-800  | 8140663   | 1   | 800   | 500  |
| SH-HFGPS-400FG  | 8282301   | 1   | 400   | 250  |
| SH-HGPS-400   | 8207618   | 1   | 400   | 200  |
| SH-MES-F-900  | 8141554   | 1   | 900   | 500  |
| SH-HGPS-360   | 8140618   | 1   | 360   | 150  |
| SH-HGPS-380   | 8140625   | 1   | 380   | 180  |
| SH-HUS-380  | 8140502   | 1   | 380   | 190  |
| SH-HUS-500  | 8140519   | 1   | 500   | 250  |
| SH-HUS-650  | 8140526   | 1   | 650   | 400  |
| SH-MES-900  | 8140601   | 1   | 900   | 550  |
| SH-MES-900FG  | 8282318   | 1   | 900   | 1000   |
| SH-SUS-800  | 8140809   | 1   | 800   | 500  |
| SH-MCS-800  | 8140595   | 1   | 800   | 500  |
| SH-PAGS-900FG   | 8326944   | 1   | 920   | 1030   |

## WT

### SPLITTING WEDGE






- Twisted steel wedge for easy splitting of hard-to-work types of wood
- Requires less force to drive in
- Excellent splitting capacity

|  | <br>731151 |  | <br>L<br>mm | <br>g |
|---|---|---|--|--|
| W-T-2.0   | 8140847   | 4   | 220  | 2000   |

## WS

### SPLITTING WEDGE

- Traditional steel splitting wedge
- Different sizes available

|  | <br>731151 |  | <br>L<br>mm | <br>g |
|---|---|---|--|--|
| W-S-1.5   | 8140816   | 4   | 230  | 1500   |
| W-S-2.0   | 8140823   | 4   | 250  | 2000   |
| W-S-2.5   | 8140830   | 4   | 260  | 2500   |



## LS-COIN

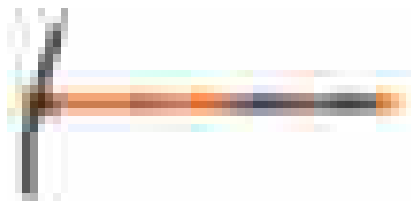


## FELLING WEDGES

- Synthetic wedge, ideal for use in conjunction with felling operations using a chain saw
- Does not damage the saw chain

|               | <br>731151 |   | <br>L<br>mm | <br>g |
|---------------|------------|---|-------------|-------|
| LS-COIN 19 CM | 8031077    | 4 | 190         | 260   |
| LS-COIN 24 CM | 8031084    | 4 | 240         | 430   |

## PAGS-2.0-900FG



## PICK AXES

- Pick axe with a head weight of 2 kg for breaking the ground and for construction work
- Head made of forged and hardened steel
- Handle made of polypropylene reinforce with fibreglass
- Soft grip part on the handle for additional comfort and a large suspension hole for easy storage

|                | <br>731151 |   | <br>mm | <br>g |
|----------------|------------|---|--------|-------|
| PAGS-2.0-900FG | 8292355    | 2 | 900    | 3000  |

## PAGS



## PICK AXES

- Pick axes for breaking the ground and for construction work
- Head made of forged and hardened steel, round eye
- Three head weights available: 2 kg, 2.5 kg and 3 kg

|          | <br>731151 |   | A<br>mm | L<br>mm | <br>g |
|----------|------------|---|---------|---------|-------|
| PAGS-2.0 | 8327835    | 6 | 52      | 450     | 2000  |
| PAGS-2.5 | 8327842    | 6 | 55      | 480     | 2500  |
| PAGS-3.0 | 8327859    | 6 | 58      | 520     | 3000  |

## SH-PAGS



## PICK AXES

- Spare handles for pick axes with a round eye
- Wooden handles made high quality wood
- Fibreglass handle, very resistant, made of 3-components
  - Fibreglass core
  - Polypropylene coating
  - Elastomer soft grip

|               | <br>731151 |   | <br>L<br>mm | <br>g |
|---------------|------------|---|-------------|-------|
| SH-PAGS-900   | 8327866    | 1 | 900         | 700   |
| SH-PAGS-900FG | 8326944    | 1 | 920         | 1030  |





## 3740

### FLAT CHISELS

- Finish: Lacquered, copper coloured, safety impact head
- Material: Vanadium extra
- Flat oval shank
- DIN 6453

|          | <br>731415 |   | L<br>mm | a<br>mm | b<br>mm |     |
|----------|------------|---|---------|---------|---------|-----|
| 3740-100 | 1834005    | 5 | 100     | 15      | 14x9    | 85  |
| 3740-125 | 1834012    | 5 | 125     | 15      | 14x9    | 150 |
| 3740-150 | 1834029    | 5 | 150     | 18      | 17x11   | 190 |
| 3740-175 | 1834036    | 5 | 175     | 21      | 20x12   | 280 |
| 3740-200 | 1834043    | 5 | 200     | 24      | 23x13   | 395 |
| 3740-250 | 1834050    | 5 | 250     | 25      | 23x13   | 560 |
| 3740-300 | 1834067    | 5 | 300     | 26      | 23x13   | 685 |

## SB-3740

### FLAT CHISELS

- Finish: Safety impact head
- Material: Vanadium extra
- Flat oval shank
- DIN 6453
- Retail packed on blister card

|             | <br>731415 |   | L<br>mm | a<br>mm | b<br>mm |     |
|-------------|------------|---|---------|---------|---------|-----|
| SB-3740-125 | 0115990    | 5 | 125     | 18      | 17x11   | 150 |
| SB-3740-150 | 0116003    | 5 | 150     | 18      | 17x11   | 190 |
| SB-3740-175 | 0116010    | 5 | 175     | 21      | 20x12   | 280 |
| SB-3740-200 | 0116027    | 5 | 200     | 24      | 23x13   | 400 |
| SB-3740-250 | 0116034    | 5 | 250     | 25      | 23x13   | 500 |
| SB-3740-300 | 0116041    | 5 | 300     | 26      | 23x13   | 600 |

## 3745

### CAPE CHISELS


- Finish: Lacquered, copper coloured, safety impact head
- Material: Vanadium extra
- Flat oval shank
- DIN 6451

|          | <br>731415 |   | L<br>mm | a<br>mm | b<br>mm |     |
|----------|------------|---|---------|---------|---------|-----|
| 3745-150 | 1834081    | 5 | 150     | 6       | 17x11   | 175 |
| 3745-175 | 1834098    | 5 | 175     | 7       | 17x11   | 205 |
| 3745-200 | 1834104    | 5 | 200     | 8       | 20x12   | 285 |
| 3745-250 | 1834111    | 5 | 250     | 9       | 23x13   | 455 |



## 3750

### SLITTING CHISEL

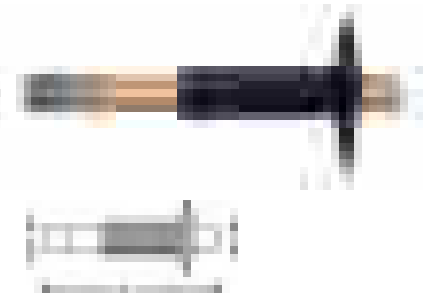


- Finish: Lacquered, copper coloured, safety impact head
- Material: Vanadium extra
- Flat oval shank

|      | <br>731415 |   | L<br>mm | a<br>mm | b<br>mm | <br>g |
|------|------------|---|---------|---------|---------|-------|
| 3750 | 1834128    | 5 | 240     | 26      | 26x7    | 280   |

## 3750H

### SLITTING CHISEL




- Finish: Lacquered, copper coloured, safety impact head
- Material: Vanadium extra
- With plastic hand protection

|       | <br>731415 |   | L<br>mm | a<br>mm | b<br>mm | <br>g |
|-------|------------|---|---------|---------|---------|-------|
| 3750H | 1834135    | 2 | 240     | 26      | 26x7    | 380   |

## 3736M

### MASON'S CHISELS



- Finish: Lacquered, copper coloured, safety impact head
- Material: Vanadium extra
- DIN 7254 form B

|           | <br>731415 |   | L<br>mm | a<br>mm | b<br>mm | <br>g |
|-----------|------------|---|---------|---------|---------|-------|
| 3736M-250 | 1834142    | 5 | 250     | 23      | 16      | 380   |
| 3736M-300 | 1834159    | 5 | 300     | 26      | 18      | 660   |
| 3736M-400 | 1834166    | 5 | 400     | 26      | 18      | 880   |

## 3736MH

### MASON'S CHISELS



- Finish: Lacquered, copper coloured, safety impact head
- Material: Vanadium extra
- With plastic hand protection

|            | <br>731415 |   | L<br>mm | a<br>mm | b<br>mm | <br>g |
|------------|------------|---|---------|---------|---------|-------|
| 3736MH-250 | 1834173    | 2 | 250     | 23      | 16      | 480   |
| 3736MH-300 | 1834180    | 2 | 300     | 26      | 18      | 760   |
| 3736MH-400 | 1834197    | 2 | 400     | 26      | 18      | 980   |



# COLD CHISELS

## 3739-250 / -400




### POINTED CHISELS

- Finish: Lacquered, copper coloured, safety impact head
- Material: Vanadium extra
- Octagonal shank
- DIN 7256

|  | <br>841334 |   | L<br>mm | b<br>mm | <br>g |
|--|------------|---|---------|---------|-------|
|  | 1834203    | 5 | 250     | 16      | 380   |
|  | 1834210    | 5 | 300     | 18      | 610   |
|  | 1834227    | 5 | 400     | 18      | 860   |

## 3739H




### POINTED CHISELS

- Finish: Lacquered, copper coloured, safety impact head
- Material: Vanadium extra
- With plastic hand protection

|  | <br>841334 |   | L<br>mm | b<br>mm | <br>g |
|--|------------|---|---------|---------|-------|
|  | 1834234    | 2 | 250     | 16      | 480   |
|  | 1834241    | 2 | 300     | 18      | 710   |
|  | 1834258    | 2 | 400     | 18      | 960   |

## 8740



### COLD CHISELS

- Forged head
- Re grindable
- Chromium steel

|  | <br>841334 |   | A<br>mm | BxH<br>mm | L<br>mm | <br>g |
|--|------------|---|---------|-----------|---------|-------|
|  | 5024938    | 5 | 20      | 20x10     | 200     | 280   |
|  | 5024945    | 5 | 25      | 25x12     | 250     | 500   |
|  | 5024952    | 5 | 26      | 26x13     | 300     | 680   |
|  | 5024969    | 5 | 26      | 26x13     | 350     | 810   |
|  | 5024976    | 5 | 26      | 26x13     | 400     | 920   |
|  | 5024983    | 5 | 26      | 26x13     | 500     | 1140  |

## 8741



### COLD CHISELS

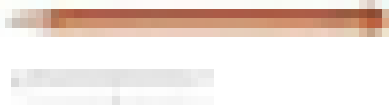
- Forged head
- Re grindable
- Chromium steel

|  | <br>841334 |   | L<br>mm | <br>g |
|--|------------|---|---------|-------|
|  | 5080989    | 5 | 200     | 380   |
|  | 5081009    | 5 | 250     | 600   |
|  | 5081023    | 5 | 300     | 780   |
|  | 5081047    | 4 | 350     | 910   |
|  | 5081061    | 5 | 400     | 1020  |



## 8746

### POINTED CHISELS




- Octagonal pointer
- Forged head
- Re grindable
- Chromium steel

|           | <br>841334 |   | A<br>mm | L<br>mm | <br>g |
|-----------|------------|---|---------|---------|-------|
| 874602000 | 5024990    | 5 | 14      | 200     | 240   |
| 874602500 | 5025003    | 5 | 14      | 250     | 320   |
| 874603000 | 5025065    | 5 | 16      | 300     | 480   |
| 874603500 | 5025072    | 5 | 16      | 350     | 570   |
| 874604000 | 5025089    | 5 | 18      | 400     | 810   |

## 8749

### POINTED CHISELS



- Rubber handle for octagonal pointer 8746

|           | <br>841334 |   | L<br>mm | <br>g |
|-----------|------------|---|---------|-------|
| 874900010 | 5025102    | 1 | 128     | 100   |

## 8760

### ELECTRICIANS' CHISELS




- Forged head
- Re grindable
- Chromium steel

|           | <br>841334 |    | A<br>mm | L<br>mm | <br>g |
|-----------|------------|----|---------|---------|-------|
| 876002000 | 5025119    | 10 | 10      | 200     | 130   |
| 876002500 | 5025126    | 10 | 10      | 250     | 170   |

## 8770

### EXTRA FLAT COLD CHISELS



- Forged head
- Re grindable
- Chromium steel

|           | <br>841334 |   | A<br>mm | BxH<br>mm | L<br>mm | <br>g |
|-----------|------------|---|---------|-----------|---------|-------|
| 877002400 | 5025140    | 8 | 26      | 26x7      | 240     | 245   |



## 3735

### CENTRE PUNCHES

- Finish: Lacquered, copper coloured, safety impact head
- Material: Vanadium extra
- Octagonal shank
- DIN 7250

|  | <br>731415 |   | L<br>mm | Ø<br>mm | b<br>mm | <br>g |
|--|------------|---|---------|---------|---------|-------|
|  | 1834265    | 5 | 120     | 4       | 10      | 70    |
|  | 1834272    | 5 | 120     | 5       | 12      | 85    |
|  | 1834289    | 5 | 150     | 5       | 12      | 145   |

## 3735N

### CENTRE PUNCHES

- Centre punch with hexagonal shank
- Finish: Full polished steel surface, with brilliant chrome finishing
- Material: Vanadium extra
- Retail packed on blister card

|  | <br>731415 |   | L<br>mm | Ø<br>mm | b<br>mm | <br>g |
|--|------------|---|---------|---------|---------|-------|
|  | 1847906    | 1 | 100     | 2       | 7       | 39    |
|  | 1847913    | 1 | 120     | 4       | 9       | 66    |
|  | 1847920    | 1 | 120     | 5       | 11      | 91    |
|  | 1847937    | 1 | 150     | 6       | 11      | 114   |
|  | 1847944    | 1 | 150     | 8       | 11      | 118   |

## 1157

### CENTRE PUNCHES

- Automatic centre punch which strikes blow when pressure is applied - no hammer needed
- Hardened steel point

|      | <br>731151 |    | L<br>mm | Ø<br>mm | b<br>mm | <br>g |
|------|------------|----|---------|---------|---------|-------|
| 1157 | 8277031    | 20 | 130     | 2       | 15      | 35    |



3733

DRIFT PUNCHES




- Finish: Lacquered, copper coloured, safety impact head
- Material: Vanadium extra
- Octagonal shank
- DIN 6458

|        | <br>731415 |   | L<br>mm | Ø<br>mm | b<br>mm | <br>g |
|--------|------------|---|---------|---------|---------|-------|
| 3733-2 | 1834371    | 5 | 120     | 2       | 10      | 65    |
| 3733-3 | 1834388    | 5 | 120     | 3       | 10      | 65    |
| 3733-4 | 1834395    | 5 | 120     | 4       | 10      | 65    |
| 3733-5 | 1834401    | 5 | 120     | 5       | 10      | 65    |
| 3733-6 | 1834418    | 5 | 120     | 6       | 10      | 65    |

3734

DRIFT PUNCHES




- Finish: Lacquered, copper coloured, safety impact head
- Material: Vanadium extra
- Octagonal shank
- DIN 6450. Form C

|        | <br>731415 |   | L<br>mm | Ø<br>mm | b<br>mm | <br>g |
|--------|------------|---|---------|---------|---------|-------|
| 3734-2 | 1834296    | 5 | 150     | 2       | 10      | 60    |
| 3734-3 | 1834319    | 5 | 150     | 3       | 10      | 60    |
| 3734-4 | 1834326    | 5 | 150     | 4       | 10      | 65    |
| 3734-5 | 1834333    | 5 | 150     | 5       | 10      | 65    |
| 3734-6 | 1834340    | 5 | 150     | 6       | 10      | 70    |
| 3734-8 | 1834357    | 5 | 150     | 8       | 12      | 75    |

3734N

DRIFT PUNCHES



- Drift punch with hexagonal shank
- Finish: Full polished steel surface, with brilliant chrome finishing
- Material: Vanadium extra
- Retailled packed on blister card

|                 | <br>731415 |   | L<br>mm | Ø<br>mm | b<br>mm | <br>g |
|-----------------|------------|---|---------|---------|---------|-------|
| SB-3734N-2-150  | 1847968    | 1 | 150     | 2       | 7       | 48    |
| SB-3734N-3-150  | 1847975    | 1 | 150     | 3       | 7       | 49    |
| SB-3734N-4-150  | 1847982    | 1 | 150     | 4       | 9       | 70    |
| SB-3734N-5-150  | 1847999    | 1 | 150     | 5       | 9       | 72    |
| SB-3734N-6-150  | 1848071    | 1 | 150     | 6       | 11      | 100   |
| SB-3734N-7-150  | 1848088    | 1 | 150     | 7       | 11      | 102   |
| SB-3734N-8-150  | 1848095    | 1 | 150     | 8       | 11      | 111   |
| SB-3734N-10-150 | 1848101    | 1 | 150     | 10      | 11      | 120   |



# PUNCHES

## 3735-AU

## AUTOMATIC PUNCH



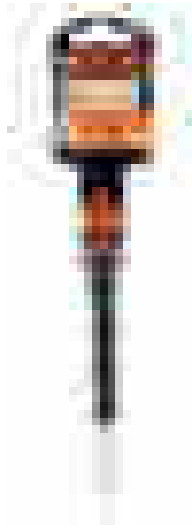
- Automatic centre punch
- No hammer required



|         |            |   |         |         |       |
|---------|------------|---|---------|---------|-------|
|         | <br>731415 |   | L<br>mm | b<br>mm | <br>g |
| 3735-AU | 0125050    | 1 | 130     | 2       | 85    |

## 3732

## NAIL PUNCHES



- Nail punch with plastic handle
- Finish: Full polished steel surface, with brilliant chrome finishing
- Material: Vanadium extra
- Retail packed on blister card

|                 |            |   |         |         |         |       |
|-----------------|------------|---|---------|---------|---------|-------|
|                 | <br>731415 |   | L<br>mm | a<br>mm | b<br>mm | <br>g |
| SB-3732-2-125   | 1847869    | 1 | 125     | 2.0     | 8.0     | 62    |
| SB-3732-2.5-125 | 1847876    | 1 | 125     | 2.5     | 8.0     | 62    |
| SB-3732-3.2-125 | 1847883    | 1 | 125     | 3.2     | 8.0     | 62    |
| SB-3732-4-125   | 1847890    | 1 | 125     | 4.0     | 8.0     | 62    |

## 3736S/6

## SET OF CHISELS



- Finish: Lacquered, copper coloured, safety impact head
- Material: Vanadium extra
- In lacquered metal box, anthracite colour
- 6 pcs

|         |            |   |       |
|---------|------------|---|-------|
|         | <br>731415 |   | <br>g |
| 3736S/6 | 1834463    | 1 | 825   |

3756  
125x10x12 mm, 150x12x16 mm



3735  
120x10x4 mm



3749  
125x10x5 mm



3733  
120x10x3 mm, 150x12x4 mm





3734S/6

SET OF DRIFT PUNCHES



- Set of 6 drift punches, 3734
- In lacquered metal box, anthracite colour
- Finish: Lacquered, copper coloured, safety impact head
- Material: Vanadium extra
- Length 150 mm

|                             | <br>731415 |   | <br>g |
|-----------------------------|------------|---|-------|
| 3734S/6                     | 1834470    | 1 | 790   |
| 3734<br>2, 3, 4, 5, 6, 8 mm |            |   |       |

3643

CENTRE PUNCHES WITH HAND PROTECTION




- Finish: Nickel-plated, safety head
- Material: Vanadium extra, plastic covered
- DIN 7250
- Octagonal shank

|          | <br>731415 |   | L<br>mm | Ø<br>mm | B<br>mm | <br>g |
|----------|------------|---|---------|---------|---------|-------|
| 3643-100 | 1074654    | 5 | 100     | 3       | 8       | 35    |
| 3643-120 | 1074678    | 5 | 120     | 4       | 10      | 65    |
| 3643-150 | 1074685    | 5 | 150     | 5       | 12      | 145   |

3644

DRIFT PUNCHES WITH HAND PROTECTION



- Finish: Nickel plated, safety impact head
- Material: Vanadium extra, plastic covered
- DIN 6458
- Octagonal shank

|          | <br>731415 |   | L<br>mm | Ø<br>mm | B<br>mm | <br>g |
|----------|------------|---|---------|---------|---------|-------|
| 3644-120 | 1074708    | 5 | 120     | 2       | 10      | 35    |
| 3644-125 | 1074722    | 5 | 125     | 3       | 10      | 65    |
| 3644-130 | 1074746    | 5 | 130     | 4       | 10      | 110   |
| 3644-150 | 1074760    | 5 | 150     | 4       | 10      | 135   |
| 3644-165 | 1074777    | 5 | 165     | 5       | 10      | 155   |
| 3644-180 | 1074791    | 5 | 180     | 6       | 10      | 250   |
| 3644-200 | 1074807    | 5 | 200     | 8       | 12      | 290   |





# PUNCHES

## 3646

### DRIFT PUNCHES WITH HAND PROTECTION




- Finish: Nickel plated, safety impact head
- Material: Vanadium extra, plastic covered
- DIN 6450. Form D
- Pin finely ground and polished, octagonal shank

|          | <br>731415 |   | L<br>mm | Ø<br>mm | B<br>mm | <br>g |
|----------|------------|---|---------|---------|---------|-------|
| 3646-115 | 1074937    | 5 | 115     | 2       | 8       | 30    |
| 3646-125 | 1074944    | 5 | 125     | 3       | 8       | 35    |
| 3646-150 | 1074951    | 5 | 150     | 4       | 10      | 65    |
| 3646-165 | 1074968    | 5 | 165     | 5       | 10      | 75    |
| 3646-180 | 1074975    | 5 | 180     | 6       | 12      | 130   |
| 3646-200 | 1074982    | 5 | 200     | 8       | 12      | 170   |

## 3658A

### DRIFT PUNCHES WITH HAND PROTECTION



- Finish: Nickel plated, safety impact head
- Material: Vanadium extra, plastic covered
- DIN 6450
- Octagonal shank

|         | <br>731415 |   | L<br>mm | Ø<br>mm | B<br>mm | <br>g |
|---------|------------|---|---------|---------|---------|-------|
| 3658A-2 | 1075293    | 5 | 150     | 2       | 8       | 60    |
| 3658A-3 | 1075309    | 5 | 150     | 3       | 8       | 60    |
| 3658A-4 | 1075316    | 5 | 150     | 4       | 10      | 65    |
| 3658A-5 | 1075323    | 5 | 150     | 5       | 10      | 65    |
| 3658A-6 | 1075330    | 5 | 150     | 6       | 12      | 70    |
| 3658A-8 | 1075347    | 5 | 150     | 8       | 12      | 75    |

## 3646/6

### SET OF DRIFT PUNCHES WITH HAND PROTECTION SET



- Set of 3646 drift punches
- Finish: Nickel plated, safety impact head
- Material: Vanadium extra, plastic covered
- DIN 6450. Form D
- Pin finely ground and polished, octagonal shank
- In wooden stand

|        | <br>731415 |   | <br>g |
|--------|------------|---|-------|
| 3646/6 | 1074999    | 1 | 730   |

3646  
2-115, 3-125, 4-150, 5-165, 6-180, 8-200 mm







**3658A/6**

**SET OF DRIFT PUNCHES WITH HAND PROTECTION SET**



- Finish: Nickel plated, safety impact head
- Material: Vanadium extra, plastic covered
- DIN 6450
- Octagonal shank
- In wooden stand





|   |   |   |  |
|---|---|---|--|
|  | <br>731415 |  | <br>g |
| 3658A/6   | 1075354   | 1   | 590  |
| 3658A<br>2, 3, 4, 5, 6, 8 mm  |   |   |  |

**3659**

**DRIFT PUNCHES WITH KNURLED GUIDE SLEEVE**




- Finish: Nickel and chrome plated
  - Material: Vanadium extra
  - Pin finely ground and polished
  - The drift pin is positioned with the guide sleeve pushed forward. When driven, the pin is supported by the sliding sleeve, avoiding breakage of the pin
- \*\* without guide sleeve





|  | <br>731415 |  | $\varnothing$<br>mm | $L$<br>mm | <br>g |
|---|---|---|---------------------|-----------|--|
| 3659-0.9  | 1075507   | 5   | 0.9                 | 75        | 5  |
| 3659-1.4  | 1075514   | 5   | 1.4                 | 85        | 12   |
| 3659-1.8  | 1597351   | 5   | 1.8                 | 85        | 12   |
| 3659-2.4  | 1075538   | 5   | 2.4                 | 90        | 21   |
| 3659-2.8  | 1597436   | 5   | 2.8                 | 95        | 22   |
| 3659-3.4  | 1075552   | 5   | 3.4                 | 95        | 23   |
| 3659-3.9  | 1075569   | 5   | 3.9                 | 100       | 25   |
| 3659-6.0  | 1075576   | 5   | ** 5.9              | 100       | 30   |

**3659/8**

**SETS OF PIN PUNCHES**




- Set of 8 pin punches in plastic stand
- Finish: Nickel and chrome plated
- Material: Vanadium extra
- Pin finely ground and polished
- The drift pin is positioned with the guide sleeve pushed forward. When driven, the pin is supported by the sliding sleeve, avoiding breakage of the pin
- 6.0 mm without guide sleeve

|   |   |   |  |
|---|---|---|--|
|  | <br>731415 |  | <br>g |
| 3659/8  | 1075583   | 1   | 265  |
| 3659<br>0.9, 1.4, 1.8, 2.4, 2.8, 3.4, 3.9, 6.0 mm                                   |   |   |  |



## PUNCHES

3659/8T



### SETS OF PIN PUNCHES

- Set of 8 pin punches in plastic wallet
- Finish: Nickel and chrome plated
- Material: Vanadium extra
- Pin finely ground and polished
- The drift pin is positioned with the guide sleeve pushed forward. When driven, the pin is supported by the sliding sleeve, avoiding breakage of the pin
- 6.0 mm without guide sleeve

|   |                   |   |          |
|---|-------------------|---|----------|
|   |                   |   |          |
| 3659/8T   | 731415<br>1472573 | 1 | g<br>190 |
| 3659<br>0.9, 1.4, 1.8, 2.4, 2.8, 3.4, 3.9, 6.0 mm |                   |   |          |



## SETS

3654R




### TOOL SET

- Set of 6 in plastic wallet
- Finish: Nickel plated, safety impact head
- Material: High performance alloy steel, plastic covered

|                     |                   |   |          |
|---------------------|-------------------|---|----------|
|                     |                   |   |          |
| 3654R               | 731415<br>1075132 | 1 | g<br>680 |
| 3656<br>125, 150 mm |                   |   |          |
| 3649<br>125x5 mm    |                   |   |          |
| 3644<br>125, 150 mm |                   |   |          |
| 3643<br>120x4 mm    |                   |   |          |

3656/10



### TOOL SET


- Set of chisels, drift and centre punches
- Finish: Nickel plated, safety impact head
- Material: High performance alloy steel
- In plastic wallet

|                          |                   |   |           |
|--------------------------|-------------------|---|-----------|
|                          |                   |   |           |
| 3656/10                  | 731415<br>1075279 | 1 | g<br>1245 |
| 3656<br>125, 150, 175 mm |                   |   |           |
| 3644<br>120, 150 mm      |                   |   |           |
| 3649<br>125x5 mm         |                   |   |           |
| 3643<br>120x4 mm         |                   |   |           |
| 3646<br>125, 150, 165 mm |                   |   |           |







## 4400

## WRECKING BARS



- Wrecking bar
- Bent end and a flat end
- Nail claw on one end

|  | <br>841334 |  | Ø<br>mm | L<br>mm | <br>g |
|---|---|---|---------|---------|--|
| 440005000   | 5011952   | 1   | 18      | 500     | 1120   |
| 440006000   | 5011969   | 1   | 20      | 600     | 1640   |
| 440007000   | 5011976   | 1   | 20      | 700     | 1900   |
| 440008000   | 5011983   | 1   | 22      | 800     | 2215   |
| 440010000   | 5011990   | 1   | 22      | 1000    | 2730   |
| 440012000   | 5005449   | 1   | 22      | 1200    | 3255   |
| 440015000   | 5098960   | 1   | 22      | 1500    | 3960   |

# MASON'S PIN







## 4401

## MASON'S PIN



- Fully tempered steel

|  | <br>841334 |  | A<br>mm | B<br>mm | L<br>mm | <br>g |
|---|---|--|---------|---------|---------|--|
| 440102500   | 5098977   | 10   | 10      | 100     | 250     | 260  |
| 440103000   | 5098991   | 10   | 10      | 100     | 300     | 290  |

# DIGGING TOOLS

---

Bahco small garden and border tools are designed for tending plants in rock gardens, on balconies or in containers and raised flower-beds.

Special epoxy paint on the steel parts prevents rust and prevents soil from sticking to the tool. Border tools have a longer reach for easier accessibility to wider borders and under shrubs.

Bahco shovels are ideal for building construction, and to collect and move materials. The black paint on the carbon-steel blades protects from rust and prevents material from sticking to the tool.

The handles are made of eucalyptus wood, available with YD- and T-Grip.



# Chapter Index

---

|                    |           |
|--------------------|-----------|
| SHOVELS            | 1112      |
| SPARE PARTS        | 1112      |
| HOES               | 1113      |
| RAKES              | 1113      |
| SMALL GARDEN TOOLS | 1114-1118 |





## SHOVELS

4250

### ROUND MOUTH SHOVELS




- Round mouth shovels for building and construction
- Blades made of carbon steel with black painted blade
- Two different size offered
- Handles made from eucalyptus wood
- C: Type of handle with YD- and T-grip
- Spare handles available

|           | <br>841334 |   | A<br>mm | B<br>mm | C  | <br>g |
|-----------|------------|---|---------|---------|----|-------|
| 4250M0020 | 5079365    | 6 | 265     | 330     | T  | 2060  |
| 4250M0030 | 5033626    | 6 | 280     | 340     | T  | 2130  |
| 4250A0020 | 5079372    | 6 | 265     | 330     | YD | 2210  |
| 4250A0030 | 5033633    | 6 | 280     | 340     | YD | 2250  |

4255

### SQUARE MOUTH SHOVELS



- Square mouth shovels for building and construction
- Blades made of carbon steel with black painted blade
- Two different sizes offered
- Handles made from eucalyptus wood
- C: Type of handle with YD- and T-grip
- Spare handles available

|           | <br>841334 |   | A<br>mm | B<br>mm | C  | <br>g |
|-----------|------------|---|---------|---------|----|-------|
| 4255M0020 | 5079396    | 6 | 235     | 320     | T  | 2180  |
| 4255M0030 | 5033640    | 6 | 245     | 340     | T  | 2245  |
| 4255A0020 | 5079402    | 6 | 235     | 320     | YD | 2100  |
| 4255A0030 | 5033657    | 6 | 245     | 340     | YD | 2325  |



## SPARE PARTS

4250M

### WOODEN HANDLES



- Wooden handle with T-grip
- For shovels and spades
- A = handle thickness

|           | <br>841334 |   | A<br>mm | L<br>mm | <br>g |
|-----------|------------|---|---------|---------|-------|
| 4250MM000 | 5033909    | 6 | 120     | 690     | 595   |





4300

CONCRETE SPREADER




- Tool with a wide blade to spread concrete and to level surfaces
- Made of carbon steel with black painted blade
- Use with wooden handle reference 430000000



|  | <br>841334 |  | A<br>mm | B<br>mm | <br>g |
|---|---|---|---------|---------|--|
| 430002600   | 5036016   | 6   | 160     | 260     | 1250   |
| 430000000   | 5040013   | 6   | 37      | 1200    | 940  |





4280

RAKE, 5 PRONGS



- Rake with 5 prongs
- Forged in one piece with sharpened prongs
- Use with handle reference 428000000



|  | <br>841334 |  | A<br>mm | B<br>mm | <br>g |
|---|---|---|---------|---------|--|
| 428005200   | 5033619   | 6   | 160     | 200     | 1300   |
| 428000000   | 5033923   | 6   | 40      | 1100    | 960  |





## P262

### EXPERT SMALL GARDEN TOOLS



- For breaking the ground and loosening clogged soil surfaces
- Helps to prepare the soil before sowing
- Head made of fully hardened steel with epoxy powder coating for rust protection
- Comfortable handle with round shape made of polypropylene with a soft grip

|      |            |    |        |       |
|------|------------|----|--------|-------|
|      | <br>731151 |    | <br>mm | <br>g |
| P262 | 8299286    | 10 | 315    | 224   |

## P263

### EXPERT SMALL GARDEN TOOLS

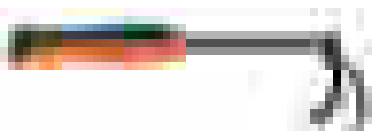


- For all kinds of work like preparation of beds and borders, potting, planting and distributing compost, mulch or fertilizer
- Head made of fully hardened steel with epoxy powder coating for rust protection
- Very resistant when digging in wet and heavy soil
- Comfortable handle with round shape made of polypropylene with a soft grip

|      |            |    |        |       |
|------|------------|----|--------|-------|
|      | <br>731151 |    | <br>mm | <br>g |
| P263 | 8299262    | 10 | 370    | 306   |

## P264

### EXPERT SMALL GARDEN TOOLS



- For loosening the soil to let air, heat and water in, helping support the development of the root system
- Helps to control weeds by uprooting seedlings
- Head made of fully hardened steel with epoxy powder coating for rust protection
- Comfortable handle with round shape made of polypropylene with a soft grip

|      |            |    |        |       |
|------|------------|----|--------|-------|
|      | <br>731151 |    | <br>mm | <br>g |
| P264 | 8299279    | 10 | 315    | 210   |








## P266

### EXPERT SMALL GARDEN TOOLS



- For cleaning and leveling the soil around the plants
- Head made of fully hardened steel with epoxy powder coating for rust protection
- Comfortable handle with round shape made of polypropylene with a soft grip

|   |   |   |  |  |
|---|---|---|--|--|
|  | <br>731151 |  | <br>L<br>mm | <br>g |
| P266  | 8299293   | 10  | 320  | 199  |

## P267

### EXPERT SMALL GARDEN TOOLS



- Two-prong fork for loosening the soil to aerate
- Versatile tool for different jobs
- Hoe blade for loosening the ground and for breaking clogged soil or cutting weeds
- Head made of fully hardened steel with epoxy powder coating for rust protection
- Comfortable handle with round shape made of polypropylene with a soft grip



|   |   |   |  |  |
|---|---|---|--|--|
|  | <br>731151 |  | <br>L<br>mm | <br>g |
| P267  | 8299309   | 10  | 315  | 231  |

## P268

### EXPERT SMALL GARDEN TOOLS



- For preparing the soil and sowing or transplanting
- Broad hoe blade for breaking clogged soil and for weeding
- Pointed hoe blade for making rows and furrows for sowing and planting
- Head made of fully hardened steel with epoxy powder coating for rust protection
- Comfortable handle with round shape made of polypropylene with a soft grip

|   |   |   |  |  |
|---|---|---|--|--|
|  | <br>731151 |  | <br>L<br>mm | <br>g |
| P268  | 8299316   | 10  | 325  | 235  |



## SMALL GARDEN TOOLS

P269

### EXPERT SMALL GARDEN TOOLS



- Special weeding tool to cut and lift deep rooting weeds like dandelions, thistles and certain umbelliferae
- Blade made of fully hardened steel with epoxy powder coating for rust protection
- Comfortable handle with round shape made of polypropylene with a soft grip



P269



731151

8299323



10



315



140

P270

### EXPERT SMALL GARDEN TOOLS



- For loosening, cleaning and levelling the ground before planting
- For weeding between plants in borders and for transplanting
- For harvesting root vegetables like radishes or carrots on small plots
- Head made of fully hardened steel with epoxy powder coating for rust protection
- Comfortable handle with round shape made of polypropylene with a soft grip



P270



731151

8299330



10



300



199

P241

### EXPERT SMALL GARDEN TOOLS



- Bulb planter with powder coating for rust protection and non-sticking surfaces
- Solid wooden handle
- For planting bulbs and small plants



P241



731151

8008956



5




300








**P272**

## EXPERT SMALL GARDEN TOOLS - 10 CM LONGER



- For breaking the ground and loosening clogged soil
- To prepare the soil before sowing
- Head made of fully hardened steel with epoxy powder coating for rust protection
- Metal rod 10 cm longer than on small garden tools for better reach
- Comfortable handle with round shape made of polypropylene with a soft grip

|   |   |   |  |  |
|---|---|---|--|--|
|  | <br>731151 |  | <br>L<br>mm | <br>g |
| P272  | 8299354   | 5   | 430  | 250  |

**P274**

## EXPERT SMALL GARDEN TOOLS - 10 CM LONGER



- For loosening and aerating the soil
- For controlling weeds through uprooting their seedlings
- Head made of fully hardened steel with epoxy powder coating for rust protection
- Metal rod 10 cm longer than on small garden tools for better reach
- Comfortable handle with round shape made of polypropylene with a soft grip

|   |   |   |  |  |
|---|---|---|--|--|
|  | <br>731151 |  | <br>L<br>mm | <br>g |
| P274  | 8299347   | 5   | 455  | 210  |

**P276**

## EXPERT SMALL GARDEN TOOLS - 10 CM LONGER



- Small rake to clean, level and even the ground around plants
- To cover seeds and distribute mulch over a larger surface
- Head made of fully hardened steel with epoxy powder coating for rust protection
- Metal rod 10 cm longer than on small garden tools for better reach
- Comfortable handle with round shape made of polypropylene with a soft grip

|   |   |   |  |  |
|---|---|---|--|--|
|  | <br>731151 |  | <br>L<br>mm | <br>g |
| P276  | 8299361   | 5   | 440  | 250  |



P277

### EXPERT SMALL GARDEN TOOLS - 10 CM LONGER



- Versatile tool for different jobs
- Hoe for loosening the ground and for breaking clogged soil or cutting weeds
- Two pronged fork for loosening the soil to aerate
- Head made of fully hardened steel with epoxy powder coating for rust protection
- Metal rod 10 cm longer than on small garden tools for better reach
- Comfortable handle with round shape made of polypropylene with a soft grip

|      |            |   |             |       |
|------|------------|---|-------------|-------|
|      | <br>731151 |   | <br>L<br>mm | <br>g |
| P277 | 8299378    | 5 | 435         | 260   |

P278

### EXPERT SMALL GARDEN TOOLS - 10 CM LONGER



- One point hoe for preparing the soil
- For making rows and furrows for sowing and planting
- Broad hoe for breaking clogged soil and loosening but also for weeding
- Head made of fully hardened steel with epoxy powder coating for rust protection
- Metal rod 10 cm longer than on small garden tools for better reach
- Comfortable handle with round shape made of polypropylene with a soft grip

|      |            |   |             |       |
|------|------------|---|-------------|-------|
|      | <br>731151 |   | <br>L<br>mm | <br>g |
| P278 | 8299385    | 5 | 435         | 260   |



# PRUNING TOOLS

---

Working with plants means working with living things and the users of pruning tools therefore need to be especially careful and respectful of nature. They need perfect cuts as high-quality results and increased productivity are both important. Bahco has developed tools that reduce fatigue and prevent injuries, while providing precise, durable and reliable performance, every time.

Combining functional design, modern aesthetics and decades of experience on five continents, Bahco has developed a range of tools designed to satisfy the specific needs of professionals in numerous, highly demanding pruning applications.

Bahco pruning tools are available in three ranges: Professional, Expert and Tradition.

# Chapter Index

---

|                           |           |
|---------------------------|-----------|
| SECATEURS                 | 1134-1144 |
| SNIPS                     | 1145-1146 |
| POWER TOOLS               | 1147-1150 |
| LOPPERS                   | 1151-1157 |
| POLES AND TOP-PRUNERS     | 1158-1160 |
| HEDGE SHEARS              | 1161-1164 |
| GRASS SHEARS              | 1165-1166 |
| PRUNING KNIVES            | 1166      |
| SCISSORS                  | 1167      |
| PRUNING SAWS              | 1168-1172 |
| ACCESSORIES & MAINTENANCE | 1173-1176 |




# PRUNING TOOLS

An extensive range of pruning tools to satisfy the demands of professional users and discerning gardeners.

## PROFESSIONAL

- High-quality pruning and cutting tools aimed at professional users within each different area of application
- Developed with the latest materials and technologies for efficient, comfortable and attractive tools
- Spare parts available for all tools



## EXPERT

- Assortment of gardening tools for the quality conscious discerning private consumer
- No spare parts available



## TRADITION

- Assortment of functionally-designed pruning and cutting tools for professional users and gardeners
- Spare parts are available for selected tools



## ICON INDEX - AREAS OF APPLICATION


To help you select the right tools for the job, the range has been organized into:



VITICULTURE



POMOLOGY



LANDSCAPE



FORESTRY



GARDEN



# BLADE TECHNOLOGY

## BYPASS: For cutting live and green wood

Bypass secateurs and loppers are used for cuts on living plants, where the impact of the cut has to be as small as possible.

The bypass cutting head owes its name to the fact that the cutting blade 'passes-by' the counterblade in a scissor action.

Bahco bypass secateurs slice through the wood requiring less force than a straight cut, causing less compression damage to the wood.

## ANVIL: For cutting mature and dry wood

Anvil secateurs and loppers are used where cleanliness of cut is not as important.

The blade of the cutting head is narrower and sharper than that of the bypass.

When cutting mature and dry wood, the blade needs to be forced through the wood with greater pressure. The 'anvil' supports the branch and spreads the pressure to reduce damage.

### BYPASS

The diagram illustrates the bypass cutting mechanism. It shows a hand using a bypass secateur to cut a branch. The cutting head consists of two blades that pass each other in a scissor-like action. The top blade is wider and has a curved edge, while the bottom blade is narrower and has a straight edge. The cutting action is shown in four stages: 1) The blades are positioned to cut. 2) The blades are closing, and the wood is being compressed between them. 3) The blades are fully closed, and the wood is being sliced. 4) The blades are moving away, and the cut is complete. The resulting cut is clean and flat, but the wood around the cut is damaged.

As with the blade, the counterblade also presses into the wood.

The waste wood may be damaged.

But the cut itself is clean and flat.

### ANVIL

The diagram illustrates the anvil cutting mechanism. It shows a hand using an anvil secateur to cut a branch. The cutting head consists of a narrow, sharp blade and a wide, flat anvil. The blade is positioned to cut, and the anvil supports the branch from below. The cutting action is shown in four stages: 1) The blade is positioned to cut. 2) The blade is forcing its way through the wood, and the anvil is supporting the branch. 3) The blade is fully through the wood, and the anvil is supporting the branch. 4) The blade is moving away, and the cut is complete. The resulting cut is clean and flat, but the wood around the cut is damaged.

As the narrow blade is forced through the wood.

The board "anvil" spreads the load and supports the branch.

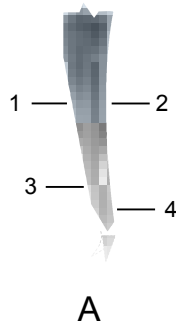
Until the cut is complete.

# BLADE TECHNOLOGY

## THE GRINDING EDGE

Four separate grinding operations are performed (Drawing A)

1. Main bevel, the cutting area of the blade is tapered to a point
2. Cavity, a shallow hollow is ground into the inner face of the blade
3. Second bevel, the edge is polished to a razor sharp point
4. Back bevel, an additional honing angle is ground on the inside edge



Reduced friction and sticking (Drawing B)

- Due to the hollow inner face, the blade only touches the counterblade at the point of cutting. This reduces friction and the risk of sticking, and increases performance



## SLICING CUT

### How it works

- The sharp upward curve of the blade causes the leading edge to 'slice' as it cuts into the wood
- The off-centered pivot bolt doubles this slicing motion increasing the length of the blade used for cutting

### Why it works

Imagine cutting a loaf of bread. No matter how sharp your blade, if you attempt to cut without slicing, the bread is compressed and becomes harder to cut, requiring more pressure, damaging the loaf.

Cutting live wood is similar – it can also be cut more efficiently if a slicing motion is added to the downward pressure.

### Results

- Less cutting force required
- Clean cut without damaging the plants
- Less wear and longer blade life
- Fewer broken blades

## EVOLVING BEVEL

The evolving bevel technology is the latest improvement of the slicing cut. The unique grinding profile of the blade reinforces the slicing motion and helps it penetrate the wood, especially at the beginning of the cut. This gives the user a

feeling of ease, quickness and efficiency during pruning.

- The evolving bevel technology is exclusive to Bahco and implemented in the P116-SL lopper range



# ERGONOMIC SECATEUR



## PROFESSIONAL

### COMFORT

### SECURITY

### HEALTH

### EFFICIENCY

The design of the ERGO™ secateur is the result of five years of scientific research and hundreds of user tests all over the world to help us understand how repetitive, intense movements affect the

human body. The design of the ERGO™ secateurs mean less fatigue at the end of the day and less painful, more productive work.

### What makes the PX and PXR ergonomic?

#### FEATURES


- Vertical and lateral inclinations
- Shape of the handles
- Elastomer coating on upper handles
- Choice of cutting head
- Choice of spring
- Hand measuring system

#### BENEFITS



- Keeps the wrist in a neutral position
- Provides comfort
- Helps to spread pressure evenly
- Provides the right cutting head for each job
- Adapts the secateur to the power of the hand
- Guides to find the best secateur



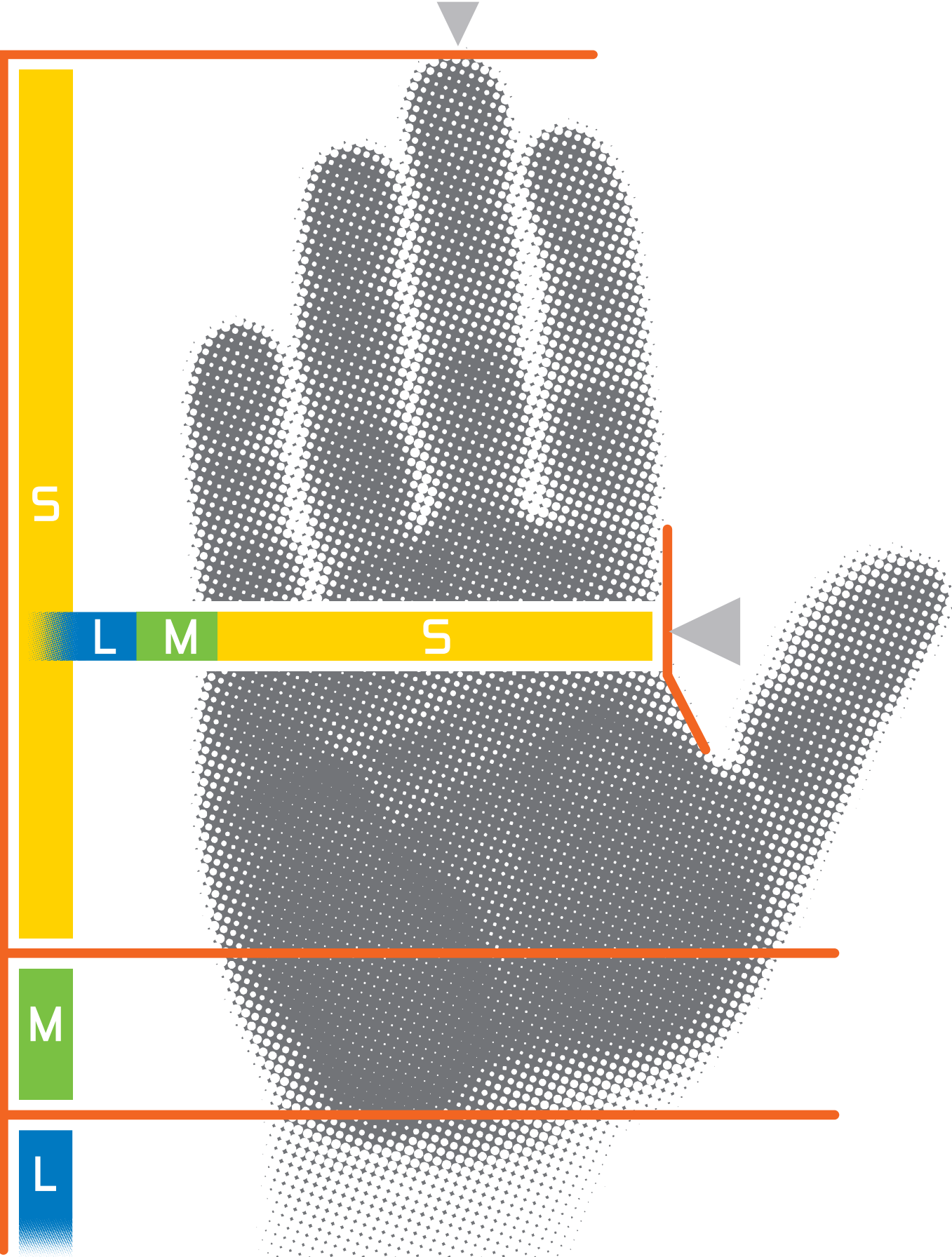
**Vertical inclination**  
Compared to a traditional secateur, the downward inclination of the PX and PXR ERGO™ secateurs compensates the wrist bending and allows the hand to remain in a neutral position, significantly reducing the risk of Carpal Tunnel Syndrome.



**Lateral inclination**  
Compared to a traditional secateur, the inclination to the left (for right-handed secateurs) of the PX and PXR ERGO™ secateurs compensates for the bending of the wrist, and allows the hand to remain in a neutral position, improving pressure capacity to be applied on handles and prevents MSDs (musculoskeletal disorders).

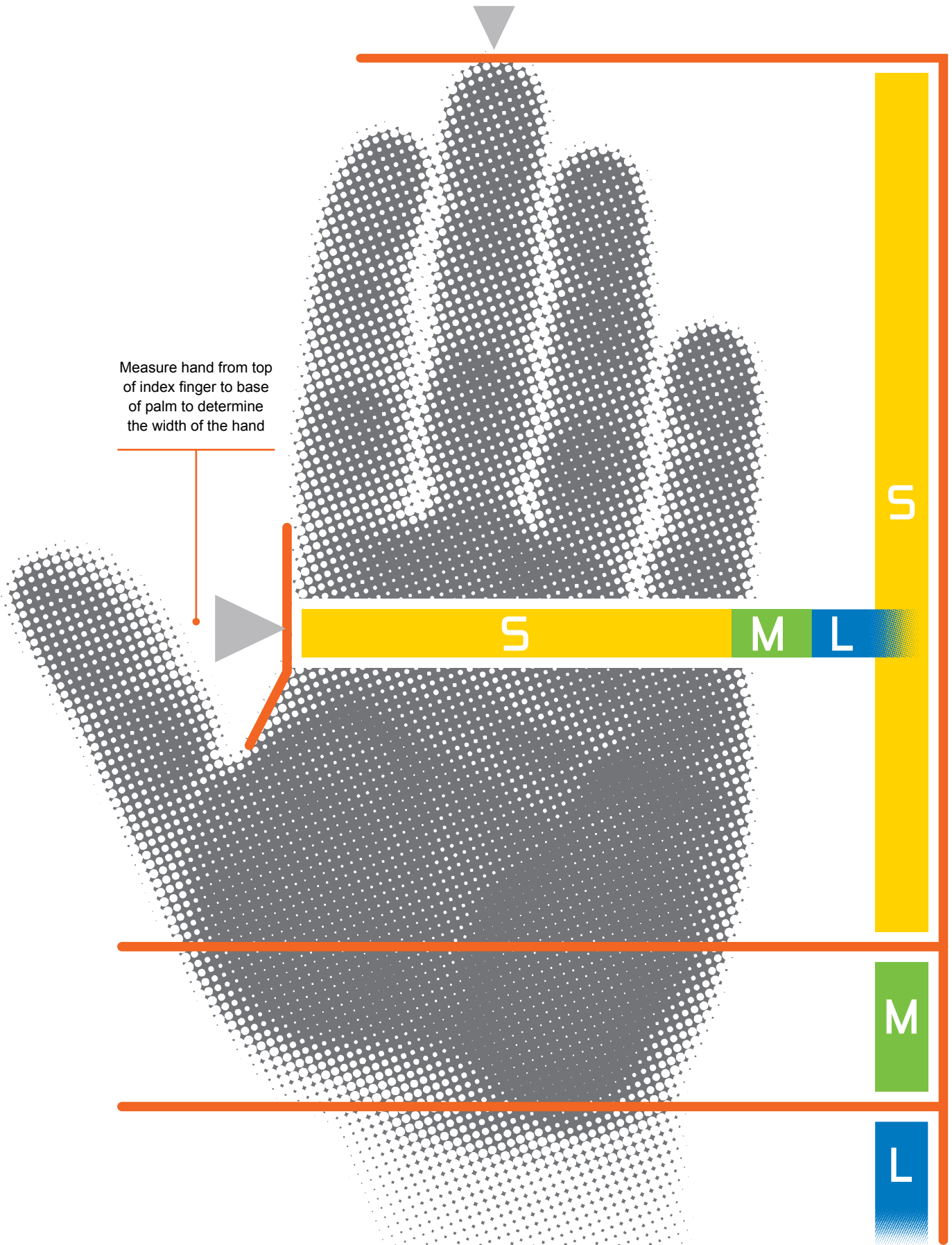


# HAND-MEASURING GUIDE FOR PX AND PXR ERGO™ SECATEURS



Measure finger-tip to wrist to determine the length of the hand

Measure hand from top of index finger to base of palm to determine the width of the hand




# ERGONOMIC CONCEPT

## PX TYPE

### Fixed handle ergonomic secateur

Ergonomic design within a modular system, enabling the user to build a secateur that fits the hand perfectly.



## PXR TYPE

### Rotating handle ergonomic secateur

Same head and palm handle as the PX, but with a comfortable, elastomer-coated, rotating handle.

PXR cuts with optimal accuracy and ease.



**100% MODULARITY.** All spare parts available.

## RIGHT-HANDED HANDLES

## CUTTING HEAD SIZES



**PX-S**  
Fixed handle  
Small size

**N° 1** Small cutting head  
(Cut. cap. 15 mm - 5/8")



Ø 15 mm (5/8")

Ideal for end of season, clearing of vines from training wires and green pruning.

**ERGO™ tip:** Highly recommended for users who are already suffering from aches and pains in their hand or arm.



**PX-M**  
Fixed handle  
Medium size

**N° 2** Medium cutting head  
(Cut. cap. 20 mm - 3/4")



Ø 20 mm (3/4")

Ideal for most popular training methods in vineyards of up to 10 years of age.

**ERGO™ tip:** Recommended for users who do not feel any pain yet, but who wish to avoid it.



**PX-L**  
Fixed handle  
Large size



**PXR-S**  
Rotating handle  
Small size

**N° 3** Large cutting head  
(Cut. cap. 30 mm - 1 1/4")



Ø 30 mm (1 1/4")

Ideal for most popular training methods in vineyards of up to 10 years old.

**ERGO™ tip:** Not recommended for users who already suffer from pains in the hand or arm. It is then advisable to use a lopper or a pruning saw.



**PXR-M**  
Rotating handle  
Medium size

## LEFT-HANDED HANDLES

## CUTTING HEAD SIZE



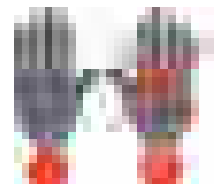
**PX-M2-L**  
Fixed handle  
Medium size



**N° 2** Medium cutting head  
(Cut. cap. 20 mm - 3/4")



Ø 20 mm (3/4")



**PXR-M2-L**  
Rotating handle  
Medium size



# HARVESTING SNIPS

## FOUR DIFFERENT CUTTING HEADS


The handy and lightweight Bahco Harvesting Snips meet the needs of different end-users. They have comfortable handles reinforced with fibreglass - all snips are supplied with a lightweight plastic holster and are available in different box quantities.



Lightweight plastic holster to avoid injuries and loss. Supplied with all snips models. (Not applicable for BULK56)


### P123

Long and slim bypass cutting head.




### P127

Short blades, rounded at the tips for safety, with limited opening.



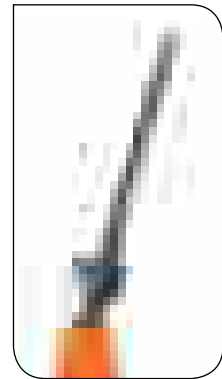
### P128

Long, slim and straight blades. Wide opening.



### P129

Same blades as P128 but bent at an 11° angle to give better access to hidden stems.



Locking device safely clipped inside to avoid palm injuries

Lanyard hole

Easy-to-tighten nut

Shock-absorbing rubber buffer with spring inside handles

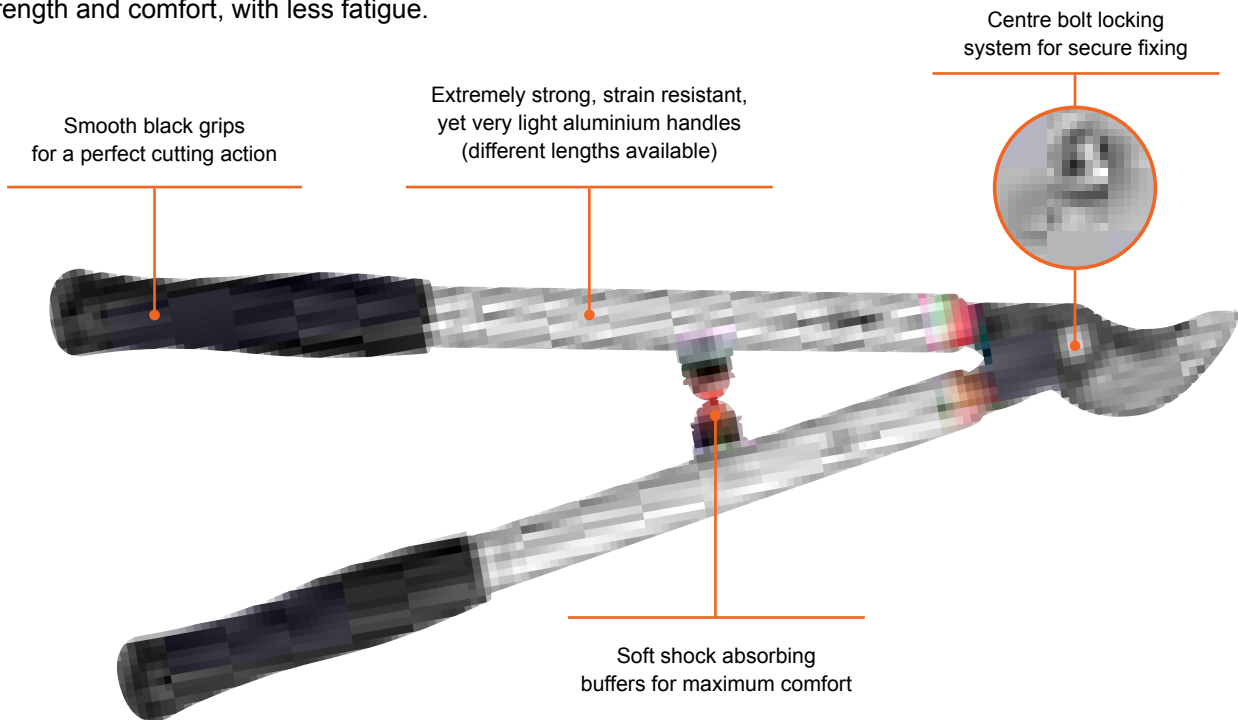
Very resistant and comfortable handles



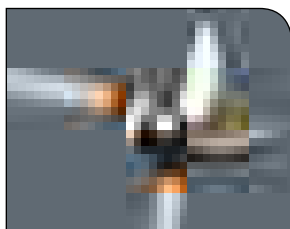
# LOPPERS

**SUPER**  
LIGHT

Lightweight, super-strong aluminium for more strength and comfort, with less fatigue.

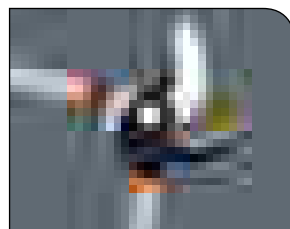


## DIFFERENT CUTTING HEADS FOR DIFFERENT APPLICATIONS



### P114 STYLE

- Narrow cutting head for pruning in confined spaces
- Main areas of application:
  - Viticulture
  - Pomology with hedge-like cultivation (apple, pear)




### P116 STYLE (P116, P19, P16)

- Strongly curved large blade with a deep-hooked counterblade
- Designed for pruning below waist height and near the ground
- Main areas of application:
  - Viticulture
  - Pomology; including soft fruits
  - Landscaping (P19)



The evolving bevel technology is utilized on the P116-SL loppers and reinforces the slicing motion of the blade - an advantage when cutting thick branches.



### P160 STYLE

- Narrow blade combined with deep-hooked, thin counter blade
- Well-balanced loppers designed for pruning above shoulder height
- Main areas of application:
  - Pomology
  - Landscaping



### P172 STYLE

- Strong blade with anti-friction coating (Xylan®), interchangeable anvil
- Lever-action to facilitate the pruning of mature and dry wood
- Main areas of application:
  - Landscaping
  - Occasionally also used in pomology

# HEDGE SHEARS

**SUPER** **LIGHT**

Lightweight, super-strong aluminium for more strength and comfort with less fatigue.



## THREE MAIN TYPES OF SHEAR BLADES

- Large blades with partly serrated edges for hedge trimming on plants with thicker twigs
- Main area of application:
  - Landscape



- Narrow blades with smooth edges for trimming leaves and soft shoots, very clean cut
- Main areas of application:
  - Landscape: topiary
  - Viticulture: leaf pruning



- Wavy blades with smooth edges for pruning hedges and shrubs with a fairly open structure and soft shoots. The waves trap groups of twigs and prevent them from sliding out of the blade
- Main area of application:
  - Landscape




# PRUNING SAWS

## SAW TEETH PERFORM THREE FUNCTIONS

### CUTTING

Teeth tips act like small knives that cut through the wood fibres. Only 0,2 mm (0.008 inch) of a tooth is used for this function, which is done by the sharp ground tip.




### SEPARATING

Teeth edges are chisels that shave wood from between the cuts.



### CLEARING

Gullets collect saw dust to deposit it outside the kerf. For this an open and smooth ground surface is needed in the gullet.




## TOOTH DESIGN




### HARDPOINT

Teeth are heat-treated after grinding. Hardened teeth remain sharp four times longer but cannot be re-sharpened with a file.




### FILEABLE

Teeth can be re-sharpened with Bahco file 4-272.




### JS-TOOTH

45° cutting angle, wide gullets for removal of wood chips, taper ground blade with non-set tooth design for very fast and aggressive cutting.




### JT-TOOTH

45° cutting angle, triple-grinding, long teeth with narrow gullets, non-set but taper ground blade.



### XT-TOOTH


Triangular shape, every third tooth is cut off and set to help with the removal of wood chips from the kerf.



### Refileable

### STANDARD TOOTH

Triangular shape, all teeth are set, with hardpoints or re-fileable.

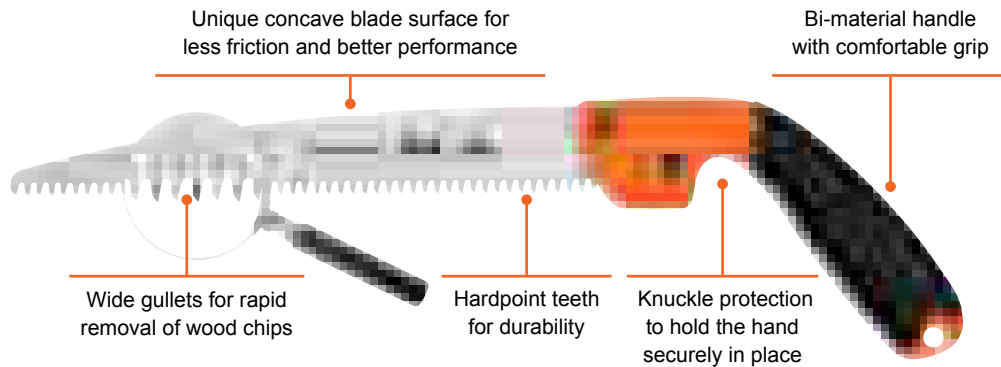


### Hard-Point

# PROFESSIONAL

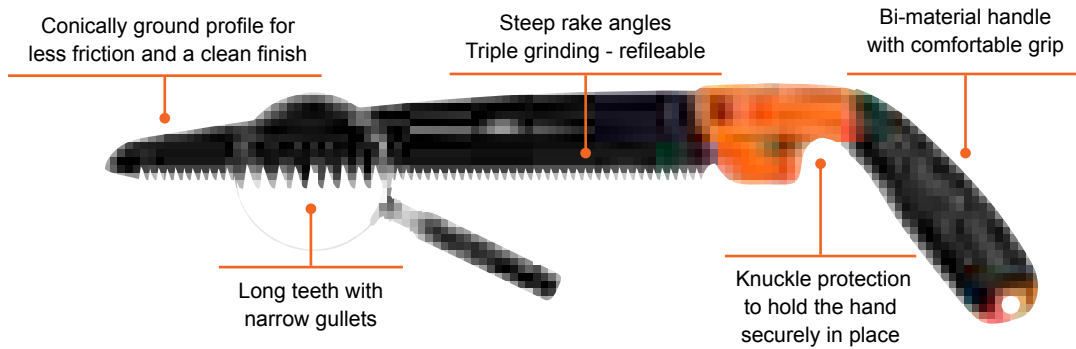
## JS BLADES

Very aggressive toothing for an extremely fast and easy cut for green wood and thick branches.



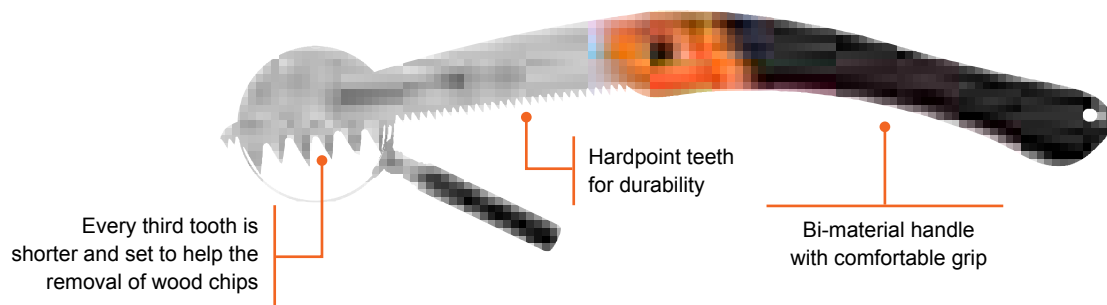
## JT BLADES

For clean, fast pruning of live and green wood. Ideal for winter pruning.

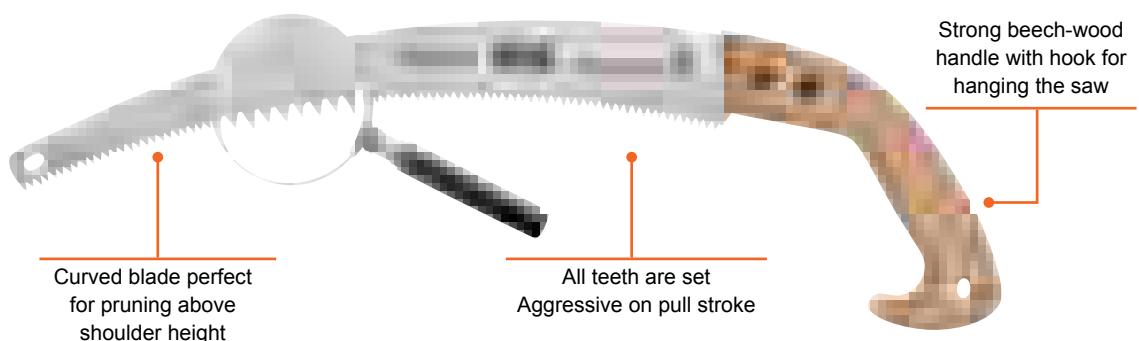


## XT BLADES

For pruning all varieties of mature and dry wood.




# TRADITION





## PX

## PROFESSIONAL ERGO™ SECATEURS



- Secateurs developed according to the scientific ERGO™ process
- Shape and size of handles adapted to the size of the hand
- Size of the cutting head adapted to the task to be performed
- Vertical and lateral inclinations of cutting head allow pruning with a straight wrist
- Reduces fatigue and pains and increases comfort and performance
- PX handles made of composite material with soft rubber on upper part
- Available in three sizes: S (small), M (medium) and L (large)
- Three sizes of cutting heads with different cutting capacities available: 1 (15 mm, 1/2"), 2 (20 mm, 3/4") and 3 (30 mm, 1 1/4")
- All cutting heads fit all handles
- PX-M2-L left-handed version

|         | <br>731151 |   |   |   | <br>mm | <br>g |
|---------|------------|---|---|---|--------|-------|
| PX-S1   | 8233785    | 2 | S | 1 | 15     | 308   |
| PX-S2   | 8233792    | 2 | S | 2 | 20     | 296   |
| PX-M1   | 8233815    | 2 | M | 1 | 15     | 322   |
| PX-M2   | 8233822    | 2 | M | 2 | 20     | 319   |
| PX-M2-L | 8240714    | 2 | M | 2 | 20     | 319   |
| PX-M3   | 8233839    | 2 | M | 3 | 30     | 347   |
| PX-L2   | 8233853    | 2 | L | 2 | 20     | 331   |
| PX-L3   | 8233860    | 2 | L | 3 | 30     | 470   |


## PXR

## PROFESSIONAL ERGO™ SECATEURS




- Secateur developed according to the scientific ERGO™ process
- PXR is a PX with a rotating lower handle also covered with soft material
- Rotating handle increases performance, designed for very frequent use
- Available in three sizes: S (small), M (medium) and L (large)
- Three sizes of cutting heads with different cutting capacities available: 1 (15 mm, 1/2"), 2 (20 mm, 3/4") and 3 (30 mm, 1 1/4")
- All cutting heads fit all handles
- PXR-M2-L left-handed version

|          | <br>731151 |   |   |   | <br>mm | <br>g |
|----------|------------|---|---|---|--------|-------|
| PXR-S1   | 8240677    | 2 | S | 1 | 15     | 366   |
| PXR-S2   | 8240684    | 2 | S | 2 | 20     | 377   |
| PXR-M1   | 8233877    | 2 | M | 1 | 15     | 382   |
| PXR-M2   | 8233884    | 2 | M | 2 | 20     | 394   |
| PXR-M2-L | 8240738    | 2 | M | 2 | 20     | 394   |
| PXR-M3   | 8233891    | 2 | M | 3 | 30     | 407   |
| PXR-L2   | 8233914    | 2 | L | 2 | 20     | 395   |


**R801P-R804P**
**ERGO™ SECATEUR SPARE PARTS**


- Pre-assembled cutting head for the ERGO™ secateurs PX and PXR
- Supplied with 4 handle screws and inserts (R902P)

|       | <br>731151 |   |              |   | <br>g |
|-------|------------|---|--------------|---|-------|
| R801P | 8234126    | 1 | PX & PXR     | 1 | 126   |
| R802P | 8234133    | 1 | PX & PXR     | 2 | 129   |
| R803P | 8234140    | 1 | PX & PXR     | 3 | 139   |
| R804P | 8240806    | 1 | PX-L & PXR-L | 2 | 131   |

**R211P/R300P/R500P/R600P**
**ERGO™ SECATEUR SPARE PARTS**


- Spare cutting blades for the ERGO™ secateurs

|              | <br>731151 |    |                            | <br>g |
|--------------|------------|----|----------------------------|-------|
| R211P        | 8234027    | 1  | PX/ PXR N° 2, P1-20, P2-20 | 60    |
| R211P-BULK80 | 8252212    | 80 | PX/ PXR N° 2, P1-20, P2-20 | 4800  |
| R300P        | 8234034    | 1  | PX/ PXR N° 1               | 52    |
| R500P        | 8234041    | 1  | PX/ PXR N° 3               | 65    |
| R600P        | 8240783    | 1  | PX-M2-L & PXR-M2-L         | 60    |


**R303P-R603P**
**ERGO™ SECATEUR SPARE PARTS**


- Spare counter blade for the ERGO™ secateurs

|       | <br>731151 |   |                                     | <br>g |
|-------|------------|---|-------------------------------------|-------|
| R303P | 8234157    | 1 | PX-S1, PX-M1, PX-L1, PXR-M1, PXR-L1 | 63    |
| R403P | 8234164    | 1 | PX-S2, PX-M2, PX-L2, PXR-M2, PXR-L2 | 66    |
| R503P | 8234171    | 1 | PX-S3, PX-M3, PX-L3, PXR-M3, PXR-L3 | 72    |
| R603P | 8240790    | 1 | PX-M2-L, PXR-M2-L                   | 66    |



## R811P-RT824P




## ERGO™ SECATEUR SPARE PARTS

- Secateur handle developed according to the scientific ERGO™ process
- Spare pair of handles for the ERGO™ secateurs PX and PXR
- Supplied with buffer and medium-strength spring

|        | <br>731151 |   |          |     |
|--------|------------|---|----------|-----|
| R811P  | 8234058    | 1 | PX-S     | 115 |
| R812P  | 8234065    | 1 | PX-M     | 122 |
| R813P  | 8234072    | 1 | PX-L     | 130 |
| R815P  | 8240752    | 1 | PX-M2-L  | 122 |
| RT821P | 8242237    | 1 | PXR-S    | 202 |
| RT822P | 8234102    | 1 | PXR-M    | 203 |
| RT823P | 8234119    | 1 | PXR-L    | 210 |
| RT824P | 8240776    | 1 | PXR-M2-L | 203 |

## R900P

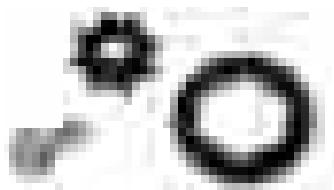


## ERGO™ SECATEUR SPARE PARTS

- Spare centre bolt for the ERGO™ secateurs

|       | <br>731151 |   |          |    |
|-------|------------|---|----------|----|
| R900P | 8234188    | 1 | PX & PXR | 30 |

## R901P

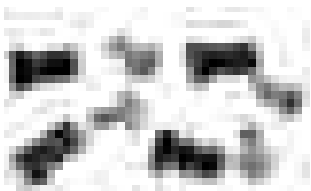


## ERGO™ SECATEUR SPARE PARTS

- Spare centre bolt locking system for the ERGO™ secateurs

|       | <br>731151 |   |          |    |
|-------|------------|---|----------|----|
| R901P | 8234195    | 1 | PX & PXR | 13 |

## R902P




## ERGO™ SECATEUR SPARE PARTS

- Set with four spare handle screws with inserts
- To join cutting head and handles of the ERGO™ secateurs PX and PXR






|       | <br>731151 |   |          |    |
|-------|------------|---|----------|----|
| R902P | 8234201    | 1 | PX & PXR | 27 |

**R903P/R1269P**

**ERGO™ SECATEUR SPARE PARTS**



- Two spare buffers for all ERGO™ secateurs, P1, P2 and P64 rose secateurs
- R1269P-BULK50 contains 50 buffers

|  | <br>731151 |  |  |  |
|---|---|--|---|---|
| R903P   | 8234218   | 1  | PX & PXR, P1 & P2, P64  | 15  |
| R1269P-BULK50   | 8240820   | 50   | PX & PXR, P1 & P2, P64  | 486   |

**R904P**

**ERGO™ SECATEUR SPARE PARTS**

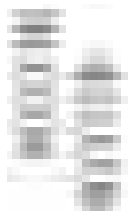


- Spare locking device for the ERGO™ secateurs






|  | <br>731151 |  |  |  |
|---|---|---|---|---|
| R904P   | 8234225   | 1   | PX & PXR  | 15  |

**R905P-R907P**

**ERGO™ SECATEUR SPARE PARTS**



- Pack of two spare springs for the ERGO™ secateurs and P64
- Strength:  
R905P low - R906P medium - R907P high









|  | <br>731151 |  |  |  |
|---|---|---|---|---|
| R905P   | 8234232   | 1   | PX & PXR, P64   | 20  |
| R905P-BULK50  | 8252250   | 50  | PX & PXR, P64   | 164   |
| R906P   | 8234249   | 1   | PX & PXR  | 20  |
| R906P-BULK50  | 8252267   | 50  | PX & PXR  | 181   |
| R907P   | 8234256   | 1   | PX & PXR  | 20  |

**PG-S/M/L**

**EXPERT SECATEUR**



- Secateurs developed according to the scientific ERGO™ process
- Designed for all pruning work in the home garden
- Horizontal and vertical inclination of the cutting head allow the natural alignment of hand and forearm to preserve tendons and nerves from strain
- Xylan® coated blade for easy cutting and soft-grip on upper handle for more comfort
- Narrow cutting head for easy reach
- Handles available in 3 sizes (S, M, L)
- No spare parts available

|  | <br>731151 |  |  |  | <br>mm | <br>mm |  |
|---|---|---|---|---|---|---|---|
| PG-S1-F   | 8327743   | 2   | S   | 1   | 15  | 175   | 160   |
| PG-M2-F   | 8269715   | 2   | M   | 2   | 20  | 200   | 182   |
| PG-L2-F   | 8269746   | 2   | L   | 2   | 20  | 210   | 185   |





# SECATEURS

## PG-R-M

### EXPERT SECATEUR



- Secateurs developed according to the scientific ERGO™ process
- For all pruning work in the home garden
- Medium size (M2) version with rotating lower handle for frequent use
- No spare parts available

|           |                   |   |   |   |    |     |     |
|-----------|-------------------|---|---|---|----|-----|-----|
|           |                   |   |   |   |    |     |     |
| PG-R-M2-F | 731151<br>8269722 | 2 | M | 2 | 20 | 205 | 264 |

## PG-03-L

### EXPERT SECATEUR



- Secateur especially for left-hand use
- For all pruning work in the home garden
- Xylan® coated blade for rust protection and reduced friction
- Fibreglass reinforced plastic handles
- One-hand locking mechanism
- No spare parts available

|         |                   |   |    |     |     |
|---------|-------------------|---|----|-----|-----|
|         |                   |   |    |     |     |
| PG-03-L | 731151<br>8242855 | 6 | 20 | 200 | 260 |

## P108

### EXPERT SECATEUR



- Secateur designed for pruning grape vines and fruit trees
- Narrow cutting head for easy reach
- Handles made of composite material with a soft grip on the upper handle for comfort and thermal protection
- One-hand locking mechanism at the cutting head

|           |                   |   |    |     |     |
|-----------|-------------------|---|----|-----|-----|
|           |                   |   |    |     |     |
| P108-20-F | 731151<br>8275518 | 2 | 20 | 200 | 305 |
| P108-23-F | 8275525           | 2 | 25 | 230 | 375 |











P5

EXPERT SECATEUR



- Secateur for general pruning
- Robust design with handles with 2-component sleeves for comfortable grip and thermal protection of hands
- Narrow counter blade gives access to inner branches of dense plants
- One-hand locking mechanism at the cutting head







|  | <br>731151 |  | <br>mm | <br>L<br>mm | <br>g |
|---|---|---|---|--|--|
| P5-20-F   | 8275273   | 2   | 20  | 210  | 307  |
| P5-23-F   | 8275280   | 2   | 25  | 230  | 366  |

P3

TRADITION SECATEURS



- Designed for pruning and training of vines
- Large cutting head suitable for general pruning
- Fully hardened steel blade
- Robust design with forged steel handles
- Spare parts available

|  | <br>731151 |  | <br>mm | <br>L<br>mm | <br>g |
|---|---|---|---|--|--|
| P3-20-F   | 8275259   | 2   | 20  | 200  | 375  |
| P3-23-F   | 8275266   | 2   | 25  | 230  | 440  |

P110

TRADITION SECATEURS



- Designed for pruning grape vines
- Narrow cutting head for easier access
- Fully hardened steel blade
- Stamped and pressed steel handles
- Spare parts available

|  | <br>731151 |  | <br>mm | <br>L<br>mm | <br>g |
|---|---|---|---|--|--|
| P110-20-F   | 8275532   | 2   | 20  | 200  | 315  |
| P110-23-F   | 8275549   | 2   | 25  | 230  | 390  |



# SECATEURS

P138

## TRADITION SECATEURS



- Anvil secateur for cutting old, hard and dead wood
- Stamped and double bevelled blade, fully hardened
- Tough aluminium anvil
- Stamped and pressed steel handles with wire clasp at the end
- Spare parts available

|           |            |   |        |        |       |
|-----------|------------|---|--------|--------|-------|
|           | <br>731151 |   | <br>mm | <br>mm | <br>g |
| P138-22-F | 8301279    | 6 | 20     | 220    | 275   |

P64

## TRADITION SECATEURS



- Light secateur with handles made of composite material for picking roses
- Designed for cut flower production
- Special device on the blade for holding stems after cutting so that flowers do not fall on the ground
- P64-20-BULK12: Display of 12 pcs
- Spring and buffer are available as spare parts

|               |            |    |        |        |       |
|---------------|------------|----|--------|--------|-------|
|               | <br>731151 |    | <br>mm | <br>mm | <br>g |
| P64-20        | 8288174    | 6  | 12     | 210    | 175   |
| P64-20-BULK12 | 8288204    | 12 | 12     | 210    | 2520  |

P121

## TRADITION SECATEURS



- Versatile secateur for various cutting purposes
- Narrow cutting head for easier access
- Robust and traditional design
- Handles made of stamped and pressed steel
- Locking mechanism with wire clasp at the end of handle
- No spare parts available

|           |            |   |        |        |       |
|-----------|------------|---|--------|--------|-------|
|           | <br>731151 |   | <br>mm | <br>mm | <br>g |
| P121-18-F | 8275662    | 6 | 15     | 180    | 225   |
| P121-20-F | 8275631    | 6 | 20     | 200    | 255   |
| P121-23-F | 8275648    | 6 | 25     | 230    | 330   |



P126

TRADITION SECATEURS



- Traditional and robust design for general purpose gardening
- Handles made of stamped and pressed steel
- Locking mechanism with wire clasp at the end of handle
- No spare parts available

|           | <br>731151 |   | <br>mm | <br>L<br>mm | <br>g |
|-----------|------------|---|--------|-------------|-------|
| P126-19-F | 8275297    | 6 | 15     | 190         | 245   |
| P126-22-F | 8275303    | 6 | 20     | 220         | 310   |

PG-10-F

TRADITION SECATEURS



- Designed for leisure gardening work
- Precision ground blade with a slicing cut action for a clean cut in green stems and living wood
- No spare parts available

|         | <br>731151 |   | <br>mm | <br>L<br>mm | <br>g |
|---------|------------|---|--------|-------------|-------|
| PG-10-F | 8275327    | 6 | 20     | 210         | 135   |

PG-12

TRADITION SECATEURS




- Secateur with narrow cutting head for cutting flowers, herbs and shrubs
- Carbon steel blade and lightweight composite handles
- No spare parts available

|         | <br>731151 |   | <br>mm | <br>L<br>mm | <br>g |
|---------|------------|---|--------|-------------|-------|
| PG-12-F | 8328122    | 6 | 20     | 210         | 165   |

R221P

TRADITION SECATEUR SPARE PARTS



- Easy to replace tough aluminium anvil including rivet

|              | <br>731151 |    |         | <br>g |
|--------------|------------|----|---------|-------|
| R221P        | 8229412    | 1  | P138-22 | 27    |
| R221P-BULK50 | 8240653    | 50 | P138-22 | 1350  |



## R201P/R171P

### TRADITION SECATEUR SPARE PARTS



- Spare cutting blades for P1-22 and P2-22 and left-handed P6 and P7

|              | <br>731151 |    |              | <br>g |
|--------------|------------|----|--------------|-------|
| R201P        | 8219536    | 1  | P1-22, P2-22 | 54    |
| R201P-BULK80 | 8225209    | 80 | P1-22, P2-22 | 4320  |
| R171P        | 8226534    | 1  | P6-20, P7-20 | 59    |

## R112PG-R124PG/R223P

### TRADITION SECATEUR SPARE PARTS



- Spare cutting blade for hand and top-pruners

|              | <br>731151 |    |                           | <br>g |
|--------------|------------|----|---------------------------|-------|
| R112PG       | 8010058    | 1  | P3-20, P5-20              | 42    |
| R114PG       | 8010065    | 1  | P108-20, P110-20          | 40    |
| R122PG       | 8010072    | 1  | P3-23, P5-23              | 46    |
| R124PG       | 8010089    | 1  | P108-23, P110-23, P34-27A | 48    |
| R223P        | 8237554    | 1  | P138-22                   | 37    |
| R223P-BULK80 | 8240646    | 80 | P138-22                   | 2960  |

## R202P/R271P

### TRADITION SECATEUR SPARE PARTS




- Spare counter blades for hand-pruners P1-22, P2-22 and left-handed P6 and P7

|       | <br>731151 |   |              | <br>g |
|-------|------------|---|--------------|-------|
| R202P | 8219550    | 1 | P1-22, P2-22 | 76    |
| R271P | 8226541    | 1 | P6-20, P7-20 | 66    |

## R239P/R141P/R142P

### TRADITION SECATEUR SPARE PARTS




- Complete sets comprising spare centre bolt, nut and washer(s) for hand-pruners

|       | <br>731151 |   |   | <br>g |
|-------|------------|---|---|-------|
| R239P | 8219567    | 1 | P1-20, P1-22, P2-20, P2-22, P6-20, P7-20                                | 32    |
| R141P | 8288235    | 1 | P64-20  | 27    |
| R142P | 8010126    | 1 | P34-27A, P3-20, P3-23, P5-20, P5-23, P108-20, P108-23, P110-20, P110-23 | 35    |



R113PG/R123PG

TRADITION SECATEUR SPARE PARTS



- Spare counter blade and pin for hand-pruners

|        | <br>731151 |   |                  | <br>g |
|--------|------------|---|------------------|-------|
| R113PG | 8044374    | 1 | P108-20, P110-20 | 48    |
| R123PG | 8044381    | 1 | P108-23, P110-23 | 50    |

R341P/R474P

TRADITION SECATEUR SPARE PARTS



R341P



R474P

- Spare closing springs or wire clasps

|       | <br>731151 |   |   | <br>g |
|-------|------------|---|---|-------|
| R341P | 8011529    | 1 | P3-20, P3-23  | 32    |
| R474P | 8011536    | 1 | P5-20, P5-23, P108-20,<br>P108-23, P110-20, P110-23 | 16    |

R438P/R463P

TRADITION SECATEUR SPARE PARTS




- Spare springs for one-hand pruners

|              | <br>731151 |    |         | <br>g |
|--------------|------------|----|---------|-------|
| R463P        | 8223908    | 1  | P121-23 | 21    |
| R438P        | 8229429    | 1  | P138-22 | 27    |
| R438P-BULK50 | 8240660    | 50 | P138-22 | 1350  |

R1069P

TRADITION SECATEUR SPARE PARTS



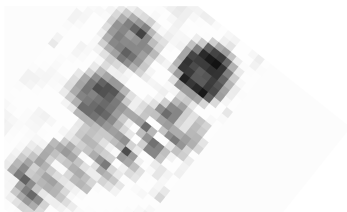
- Spare spring and buffer for one-hand pruners

|        | <br>731151 |   |                            | <br>g |
|--------|------------|---|----------------------------|-------|
| R1069P | 8219574    | 1 | P1-20, P2-20, P6-20, P7-20 | 20    |



## R1068

### TRADITION SECATEUR SPARE PARTS



- Spare spring, buffers and light metal buffer cup for one-hand pruners

|       |            |   |  |       |
|-------|------------|---|--|-------|
|       | <br>731151 |   |  | <br>g |
| R1068 | 8044398    | 1 | P3-20, P3-23, P5-20, P5-23,<br>P108-20, P108-23, P110-20,<br>P110-23 | 32    |

## R1080P

### TRADITION SECATEUR SPARE PARTS

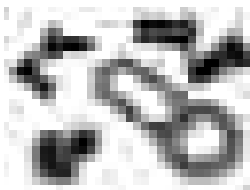


- Spare part kit for the re-designed secateur P5-20 and P5-23 with 2-component handles
- Contains one spring and a pair of buffers

|        |            |   |              |       |
|--------|------------|---|--------------|-------|
|        | <br>731151 |   |              | <br>g |
| R1080P | 8282479    | 1 | P5-20, P5-23 | 22    |

## R1601

### TRADITION SECATEUR SPARE PARTS




- Set of spare handle screws, nuts and closing button with flat spring for one-hand pruners

|       |            |   |                                      |       |
|-------|------------|---|--------------------------------------|-------|
|       | <br>731151 |   |                                      | <br>g |
| R1601 | 8044640    | 1 | P1-20, P1-22, P2-20, P6-20,<br>P7-20 | 28    |

## R478P/R480P

### TRADITION SECATEUR SPARE PARTS




- Locking device with screw and nut for P108 (R478P) and P5 (R480P)







|       |            |   |      |       |
|-------|------------|---|------|-------|
|       | <br>731151 |   |      | <br>g |
| R478P | 8275600    | 1 | P108 | 14    |
| R480P | 8282486    | 1 | P5   | 14    |

**P123**

**SNIPS**



- Snip for harvesting grapes and other fruits as well as flowers and some vegetables
- Long and fine bypass cutting head with an opening of 40 mm
- Handles made of fibreglass reinforced material
- Snips in BULK15 & BULK30 are supplied with holster
- Snips in BULK56 are supplied without holster







|  | <br>731151 |  | <br>mm | <br>L<br>mm | <br>g |
|---|---|---|---|--|--|
| P123-19-BULK15  | 8226251   | 15  | 10  | 190  | 87   |
| P123-19-BULK30  | 8218218   | 30  | 10  | 190  | 87   |
| P123-19-BULK56  | 8240202   | 56  | 10  | 190  | 87   |

**P127**

**SNIPS**



- Snip for harvesting and florist work
- Can cut thin wires
- Short and robust blade with straight edge and serrated counter blade to avoid hard stems slipping out
- Opening of blades limited to 20 mm
- Supplied with lightweight plastic holster, 30 pcs in a box







|  | <br>731151 |  | <br>mm | <br>L<br>mm | <br>g |
|---|---|---|---|--|--|
| P127-19-BULK30  | 8199333   | 30  | 6   | 170  | 70   |

**P128**

**SNIPS**



- Lightweight snips for grape harvesting
- Also recommended for thinning out apple fruit to encourage a better growth
- Long and fine cutting head with a good opening of 35 mm
- Fibreglass reinforced plastic handles
- Supplied with lightweight plastic holster (P128-19-BULK30), 30 pcs in a box. P128-19 is supplied on card

|  | <br>731151 |  | <br>mm | <br>L<br>mm | <br>g |
|---|---|---|---|--|--|
| P128-19   | 8160814   | 6   | 6   | 190  | 85   |
| P128-19-BULK30  | 8172329   | 30  | 6   | 190  | 85   |





# SNIPS

## P129

## SNIPS



- Handy and lightweight grape harvesting snip
- Used for cutting fruit stems and cleaning out fruit bunches
- Long and slim blades are slightly bent (11°) to facilitate access to hidden stems
- Opening of 35 mm. Fibreglass reinforced plastic handles
- Supplied with lightweight plastic holster, 30 pcs in a box

|                |            |    |        |             |       |
|----------------|------------|----|--------|-------------|-------|
|                | <br>731151 |    | <br>mm | <br>L<br>mm | <br>g |
| P129-19-BULK30 | 8172336    | 30 | 6      | 190         | 85    |

## R1071/R1075

## SNIPS SPARE PARTS



- Spare springs with buffers

|              |            |    |                                    |       |
|--------------|------------|----|------------------------------------|-------|
|              | <br>731151 |    |                                    | <br>g |
| R1071        | 8222918    | 1  | P123-19, P127-19, P128-19, P129-19 | 30    |
| R1075-BULK50 | 8220495    | 50 | P123, P127, P128, P129             | 130   |



9320

PROFESSIONAL ELECTRIC SECATEUR



- Designed for professional users in viticulture, horticulture and forestry
- Secateur driven by an electric motor (90 W)
- Power supplied by rechargeable nickel-metalhydrite batteries (2 x 24 V)
- Servo-progressive cutting program for full control of blade movement
- Comfortable and handy due to its shape and the position of the triggers
- Adjustable back pack for batteries with soft shoulder straps for maximum comfort
- High cutting speed, low energy consumption

|      |                   |   |          |           |            |       |        |          |
|------|-------------------|---|----------|-----------|------------|-------|--------|----------|
|      |                   |   |          |           |            |       |        |          |
| 9320 | 731151<br>8292126 | 1 | 30<br>mm | 320<br>mm | 3470<br>Kg | Ni MH | 3.5 Ah | 945<br>g |

9210

PROFESSIONAL PNEUMATIC SECATEUR




- Powerful but light tool
- Designed for pruning all kinds of fruit trees and for landscaping work
- Body made of acetatic resin (POM)
- Single piston with a spring return
- Cutting head with excellent slicing cut
- Centre bolt locking system
- Special ice-free valve protects the tool against condensation water freezing inside the tool in cold weather
- Connecting thread requires a 1/4" male coupler for the air hose

|      |                   |   |          |           |            |             |          |
|------|-------------------|---|----------|-----------|------------|-------------|----------|
|      |                   |   |          |           | <b>BAR</b> |             |          |
| 9210 | 731151<br>8278182 | 1 | 30<br>mm | 255<br>mm | 10         | 80<br>l/min | 700<br>g |

9210-1

PNEUMATIC SECATEUR SPARE PARTS




- Cutting blade and rivet for pneumatic secateur 9210

|        |                   |   |      |         |
|--------|-------------------|---|------|---------|
|        |                   |   |      |         |
| 9210-1 | 731151<br>8278212 | 1 | 9210 | 82<br>g |



## 9210-10

### PNEUMATIC SECATEUR SPARE PARTS




- Complete, pre-assembled cutting head for pneumatic secateur 9210 (includes rivet)

|         |            |   |      |       |
|---------|------------|---|------|-------|
|         | <br>731151 |   |      | <br>g |
| 9210-10 | 8278229    | 1 | 9210 | 212   |

## 9210-20

### PNEUMATIC SECATEUR SPARE PARTS



- Pack of assorted O-rings for pneumatic secateur 9210

|         |            |   |      |       |
|---------|------------|---|------|-------|
|         | <br>731151 |   |      | <br>g |
| 9210-20 | 8278236    | 1 | 9210 | 28    |

## 9210-1720100

### PNEUMATIC SECATEUR SPARE PARTS




- Brass sleeve (10 pcs) for pneumatic secateur 9210

|              |            |   |      |       |
|--------------|------------|---|------|-------|
|              | <br>731151 |   |      | <br>g |
| 9210-1720100 | 8295295    | 1 | 9210 | 55.3  |

## 9210-1230235

### PNEUMATIC SECATEUR SPARE PARTS




- Piston seal for pneumatic secateur 9210

|              |            |   |      |       |
|--------------|------------|---|------|-------|
|              | <br>731151 |   |      | <br>g |
| 9210-1230235 | 8295325    | 1 | 9210 | 6.7   |

## 9210-1690148

### PNEUMATIC SECATEUR SPARE PARTS



- Piston disc for pneumatic secateur 9210

|              |            |   |      |       |
|--------------|------------|---|------|-------|
|              | <br>731151 |   |      | <br>g |
| 9210-1690148 | 8295332    | 1 | 9210 | 22    |



## 9210-1730107

## PNEUMATIC SECATEUR SPARE PARTS



- Shock absorber for pneumatic secateur 9210

|              |         |    |      |     |
|--------------|---------|----|------|-----|
|              |         |    |      |     |
| 9210-1730107 | 8295349 | 10 | 9210 | 176 |

## 9210-1640142

## PNEUMATIC SECATEUR SPARE PARTS



- Return spring for pneumatic secateur 9210

|              |         |   |      |      |
|--------------|---------|---|------|------|
|              |         |   |      |      |
| 9210-1640142 | 8295356 | 1 | 9210 | 26.6 |

## 9210-1700118

## PNEUMATIC SECATEUR SPARE PARTS



- Connecting rod for pneumatic secateur 9210

|              |         |   |      |    |
|--------------|---------|---|------|----|
|              |         |   |      |    |
| 9210-1700118 | 8295363 | 1 | 9210 | 41 |

## 9210-1770106

## PNEUMATIC SECATEUR SPARE PARTS




- Special rivet to join blade and connecting rod, Ø 6 mm
- For pneumatic secateur 9210

|              |         |    |      |      |
|--------------|---------|----|------|------|
|              |         |    |      |      |
| 9210-1770106 | 8295370 | 40 | 9210 | 1000 |

## 9210-1230219

## PNEUMATIC SECATEUR SPARE PARTS



- Dust protection seal for pneumatic secateur 9210

|              |         |   |      |     |
|--------------|---------|---|------|-----|
|              |         |   |      |     |
| 9210-1230219 | 8295387 | 1 | 9210 | 8.6 |



## 9210-1060238

### PNEUMATIC SECATEUR



- Self tapping screws, TSP 2.2 x 6.5 for pneumatic secateur 9210
- For fixing front cover 9210-1830137

|              |                   |    |      |    |
|--------------|-------------------|----|------|----|
|              |                   |    |      |    |
| 9210-1060238 | 731151<br>8295394 | 20 | 9210 | 10 |

## 9210-1830137

### PNEUMATIC SECATEUR SPARE PARTS



- Front cover for pneumatic secateur 9210

|              |                   |   |      |     |
|--------------|-------------------|---|------|-----|
|              |                   |   |      |     |
| 9210-1830137 | 731151<br>8295400 | 1 | 9210 | 9.5 |

## 9210-1710266

### PNEUMATIC SECATEUR SPARE PARTS



- Secateur body with brass cylinder inside for pneumatic secateur 9210

|              |                   |   |      |     |
|--------------|-------------------|---|------|-----|
|              |                   |   |      |     |
| 9210-1710266 | 731151<br>8295417 | 1 | 9210 | 193 |

## 9210-1060177

### PNEUMATIC SECATEUR SPARE PARTS



- Screws, TCCE M6 x 20 UNI 5931, for pneumatic secateur 9210

|              |                   |   |      |   |
|--------------|-------------------|---|------|---|
|              |                   |   |      |   |
| 9210-1060177 | 731151<br>8295424 | 1 | 9210 | 7 |

## 9210-1320281

### PNEUMATIC SECATEUR SPARE PARTS




- Hand guard for pneumatic secateur 9210

|              |                   |   |      |    |
|--------------|-------------------|---|------|----|
|              |                   |   |      |    |
| 9210-1320281 | 731151<br>8295431 | 1 | 9210 | 35 |









P114-SL

PROFESSIONAL LOPPERS



- Light lopper designed for pruning soft and green wood mainly in vineyards and orchards
- Narrow cutting head for easy access and quick, precise cuts
- Professional blade material and grinding for highest performance
- Lightweight aluminum handles with in-tube assembled blade and counter blade for easy maintenance







|  | <br>731151 |  | <br>mm | <br>mm | <br>g |
|---|---|---|---|---|--|
| P114-SL-40  | 8301149   | 2   | 30  | 400   | 630  |
| P114-SL-50  | 8301156   | 2   | 30  | 500   | 682  |
| P114-SL-60  | 8301163   | 2   | 30  | 600   | 826  |

P116-SL

PROFESSIONAL LOPPERS



- Light lopper designed for use in vineyards, orchards and for landscaping activities
- Professional blade design with an evolving bevel for an easy cut in tough wood
- Excellent cutting performance in all types of wood
- Lightweight aluminium handles with in-tube assembled blade and counter blade for easy maintenance







|  | <br>731151 |  | <br>mm | <br>mm | <br>g |
|---|---|---|---|---|--|
| P116-SL-40  | 8301101   | 2   | 30  | 400   | 687  |
| P116-SL-50  | 8301118   | 2   | 30  | 500   | 735  |
| P116-SL-60  | 8301125   | 2   | 30  | 600   | 879  |
| P116-SL-70  | 8301132   | 2   | 30  | 700   | 964  |

P160-SL

PROFESSIONAL LOPPERS



- Special-design orchard lopper, also recommended for landscaping
- Slim, narrow blade combined with hooked counter blade for a powerful but smooth and easy cut
- Forged counter blade to stand the stress of intensive use
- Light aluminium handles with long reach for overhead cutting

|  | <br>731151 |  | <br>mm | <br>mm | <br>g |
|---|---|---|---|---|--|
| P160-SL-60  | 8301170   | 2   | 45  | 600   | 960  |
| P160-SL-75  | 8301187   | 1   | 45  | 750   | 1090   |
| P160-SL-90  | 8301194   | 1   | 45  | 900   | 1160   |



# LOPPERS

P19

## PROFESSIONAL LOPPERS



- Heavy-duty bypass lopper for cutting very thick and strong branches on mature trees and vines
- Long reach, also for overhead cutting
- Cutting head with fully hardened blade for powerful cuts and smooth finish
- Very comfortable to use due to integrated shock absorbing rubber buffers between the handles
- Aluminium tube handles for easy handling

|          |            |   |        |         |          |
|----------|------------|---|--------|---------|----------|
|          | <br>731151 |   | <br>50 | <br>800 | <br>1790 |
| P19-80-F | 8275365    | 1 | 50     | 800     | 1790     |

P280-SL

## PROFESSIONAL LOPPERS



- Heavy duty bypass lopper with lever action
- Fully hardened steel blades with Xylan® coating for less friction
- Cutting head with sliding lever action for 50% more force and a large cutting capacity of 40 mm
- Lightweight aluminium handles for long reach

|            |            |   |        |         |          |
|------------|------------|---|--------|---------|----------|
|            | <br>731151 |   | <br>40 | <br>800 | <br>1318 |
| P280-SL-80 | 8301330    | 2 | 40     | 800     | 1318     |

P172-SL

## PROFESSIONAL LOPPERS



- Heavy duty anvil lopper for cutting hard and dry wood
- Cutting head with sliding lever action for 50% more force and a large cutting capacity of up to 40 mm
- Blade with Xylan® coating to reduce friction
- Lightweight aluminium handles with comfortable grips

|            |            |   |        |         |          |
|------------|------------|---|--------|---------|----------|
|            | <br>731151 |   | <br>40 | <br>850 | <br>1220 |
| P172-SL-85 | 8301200    | 1 | 40     | 850     | 1220     |



PG-18

EXPERT LOPPERS




- Lightweight lopper with aluminium handles
- For pruning trees and shrubs in gardens
- Comfortable 2-component grips and shock absorbing buffers
- Hardened steel blade for a high cutting performance
- Available in two lengths: 60 cm and 75 cm

|            | <br>731151 |   | <br>mm | <br>L<br>mm | <br>g |
|------------|------------|---|--------|-------------|-------|
| PG-18-60-F | 8288853    | 2 | 40     | 610         | 785   |
| PG-18-75-F | 8288877    | 2 | 40     | 750         | 925   |

PG-18-45

EXPERT LOPPERS




- Lightweight lopper with aluminium handles for pruning shrubs and small trees
- Shock absorbing buffers and 2-component handles for added comfort
- Narrow blade with big cutting capacity for a high performance

|            | <br>731151 |   | <br>mm | <br>L<br>mm | <br>g |
|------------|------------|---|--------|-------------|-------|
| PG-18-45-F | 8299033    | 2 | 40     | 450         | 545   |

PG-19

EXPERT LOPPERS



- Telescopic lopper with handles made of silver aluminium tubes, extendable from 70-90 cm
- For pruning high trees with thick branches
- Blade with slicing cut is made of high grade steel, fully hardened
- Special locking system locks/unlocks with just a quarter-turn
- Comfortable 2-component grips made of orange polypropylene and soft black thermoplastic elastomer

|         | <br>731151 |   | <br>mm | <br>L<br>mm | <br>g |
|---------|------------|---|--------|-------------|-------|
| PG-19-F | 8295936    | 2 | 40     | 700 - 900   | 1135  |






# LOPPERS

## PG-17

### EXPERT LOPPERS




- Telescopic anvil lopper for pruning high branches from 70 to 90 cm
- Blade made of high grade steel, fully hardened and with anti-friction coating
- Handles with special one-way locking system, locks/unlocks with just a quarter-turn
- Comfortable 2-component grips

|         |                   |   |    |           |      |
|---------|-------------------|---|----|-----------|------|
|         |                   |   |    |           |      |
| PG-17-F | 731151<br>8324629 | 2 | 30 | 700 - 900 | 1120 |

## P16

### TRADITION LOPPERS




- Bypass lopper for pruning and training grape vines and fruit trees
- Strongly curved blade with slicing cut for quick and powerful cuts
- Comfortable to use with soft rubber buffers to prevent fatigue
- Very robust, forged counter blade
- Spare parts available

|          |                   |   |    |     |      |
|----------|-------------------|---|----|-----|------|
|          |                   |   |    |     |      |
| P16-50-F | 731151<br>8301286 | 2 | 30 | 500 | 935  |
| P16-60-F | 8276461           | 2 | 30 | 600 | 1025 |

## P140

### TRADITION LOPPERS




- Bypass lopper for pruning trees and shrubs in the home garden
- Curved blade with slicing cut for easy cutting, integrated plastic buffers
- No spare parts available

|        |                   |   |    |     |      |
|--------|-------------------|---|----|-----|------|
|        |                   |   |    |     |      |
| P140-F | 731151<br>8275372 | 2 | 35 | 600 | 1010 |









PG-20

TRADITION LOPPERS



- Bypass lopper with a compact design to prune in difficult-to-reach places
- Oval steel tube handles with comfortable plastic grip and buffers for added comfort in use
- Small cutting head, ideal for pruning ornamental shrubs and rose bushes
- No spare parts available




|  | <br>731151 |  | <br>mm | <br>mm | <br>g |
|---|---|---|---|---|--|
| PG-20-F   | 8275396   | 2   | 30  | 440   | 665  |
| PG-20-60-F  | 8275419   | 2   | 30  | 570   | 780  |

PG-22

TRADITION LOPPERS



- Loppers with a robust cutting head for pruning shrubs and small trees
- Handles made of steel tubes with plastic grips
- Cutting head made of hardened and tempered carbon steel
- No spare parts available






|  | <br>731151 |  | <br>mm | <br>mm | <br>g |
|---|---|---|---|---|--|
| PG-22-45-F  | 8328351   | 6   | 25  | 450   | 715  |
| PG-22-65-F  | 8328153   | 6   | 25  | 650   | 1085   |

R114V-R180V/R16V/R160A/  
R172A

LOPPERS SPARE PARTS




- Spare cutting blades for loppers

|  | <br>731151 |  |  | <br>g |
|---|---|---|---|--|
| R114V   | 8042660   | 1   | P14   | 140  |
| R114V-BULK28  | 8177539   | 28  | P14   | 3920   |
| R16V  | 8254513   | 1   | P-SL2, P116-SL  | 170  |
| R16V-BULK14   | 8288334   | 14  | P-SL2, P116-SL  | 2380   |
| R115V   | 8243210   | 1   | P-SL, P114-SL   | 145  |
| R115V-BULK14  | 8288341   | 14  | P-SL, P114-SL   | 2030   |
| R172A   | 8235413   | 1   | P172-85, P172-65  | 158  |
| R380A   | 8000066   | 1   | P172-SL-85  | 170  |
| R116VP  | 8042721   | 1   | P16-40W   | 150  |
| R116V   | 8010164   | 1   | P16   | 157  |
| R116V-BULK36  | 8159924   | 36  | P16   | 5652   |
| R119V   | 8029487   | 1   | P19-80  | 370  |
| R160A   | 8201821   | 1   | P160  | 167  |
| R180V   | 8042677   | 1   | P180-70   | 292  |








# LOPPERS

## R214V/R26V/R260A/...

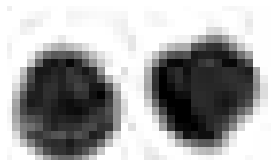


## LOPPERS SPARE PARTS

- Spare counter blades for loppers
- \*P16 with centre bolt locking system R901P






|  | <br>731151 |  |  |  |
|---|---|--|---|---|
| R214V   | 8042745   | 1  | P14   | 155   |
| R214V-BULK28  | 8177553   | 28   | P14   | 4340  |
| R26V  | 8254520   | 1  | P-SL2-40/50/60  | 200   |
| R216SL  | 8301408   | 1  | P116-SL   | 190   |
| R215V   | 8243227   | 1  | P-SL-40/45/60   | 142   |
| R214SL  | 8301392   | 1  | P114-SL   | 155   |
| R260A   | 8201814   | 1  | P160  | 233   |
| R716VCB   | 8255497   | 1  | P16*  | 215   |
| R680V   | 8042752   | 1  | P180-70   | 205   |
| R619V   | 8029494   | 1  | P19-80  | 390   |

## R430V-R516V




## LOPPERS SPARE PARTS

- Spare buffers for loppers and hedge shears
- Different grades of hardness available






|  | <br>731151 |  |  |  |
|---|---|---|---|---|
| R430V   | 8243265   | 1   | P-SL, P-SL2, P114, P116 - all 40 cm   | 18  |
| R440V   | 8254544   | 1   | P-SL, P-SL2, P114, P116, P52-SL, P54-SL   | 18  |
| R515VS  | 8046514   | 1   | P14, P16, P180-70, P19-80, P160-60, P51   | 20  |
| R516V   | 8200824   | 1   | P160-75, P160-90, P51H, P280, P51H  | 20  |

## R372H



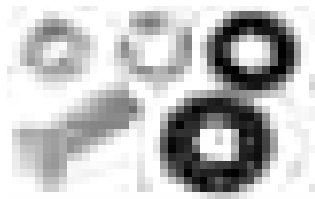
## LOPPERS SPARE PARTS

- Spare anvil with screws for loppers

|  | <br>731151 |  |  |  |
|---|---|--|---|---|
| R372H   | 8235406   | 1  | P172-65 /-85, P172-SL   | 39  |



## R312V-R318V/R143PV/ R144PV/R146




## LOPPERS SPARE PARTS

- Centre bolt kit comprising nut, bolt and washers
- For \*P16 loppers with centre bolt locking system R901P

|               | <br>731151 |    |                       | <br>g |
|---------------|------------|----|-----------------------|-------|
| R143PV        | 8010133    | 1  | P16                   | 33    |
| R143PV-BULK50 | 8240837    | 50 | P16                   | 1650  |
| R143PVCB      | 8255633    | 1  | P16*                  | 33    |
| R144PV        | 8291075    | 1  | P160                  | 34    |
| R146VS        | 8046538    | 1  | P14, P174, P176-75    | 34    |
| R146VS-BULK50 | 8159955    | 50 | P14, P174, P176-75    | 1700  |
| R166V         | 8328085    | 1  | P114-SL, P116-SL      | 60    |
| R312V         | 8235420    | 1  | P172-65 /-85          | 31    |
| R315V         | 8243234    | 1  | P-SL-40 /-45 /-60     | 60    |
| R328V         | 8296056    | 1  | P280-(SL)             | 32    |
| R318V         | 8029500    | 1  | P180-70, P19-80, P172 | 64    |

## R415V-R773V




R415V - R660V

## LOPPERS SPARE PARTS

- Complete set (4) bolt/nut for loppers

|       | <br>731151 |   |                         | <br>g |
|-------|------------|---|-------------------------|-------|
| R415V | 8243241    | 1 | P-SL, P-SL2, P114, P116 | 29    |
| R419V | 8042936    | 1 | P180-70                 | 52    |
| R519V | 8029517    | 1 | P19-80                  | 52    |
| R615V | 8010119    | 1 | P14, P16                | 28    |
| R660V | 8210281    | 1 | P160                    | 30    |
| R772V | 8301385    | 1 | P172-SL                 | 30    |
| R773V | 8324414    | 1 | P280-SL-80              | 32    |

## R272H



## LOPPERS SPARE PARTS

- Hexagonal screw for adjusting the blade to the anvil after wear

|       | <br>731151 |   |                         | <br>g |
|-------|------------|---|-------------------------|-------|
| R272H | 8258016    | 1 | P172-65/-85, P172-SL-85 | 15    |



## POLES AND TOP-PRUNERS

### P34-37

### TRADITION TOP-PRUNERS



- Top-pruner with fully hardened, double bevelled blade
- Stamped, fully hardened counter blade
- Sap groove to prevent blade from sticking
- Triple lever action to reduce the amount of effort required
- Adjustable clamp fits Ø 25 mm (1") to 35 mm (1 3/8") poles
- Supplied with a 5 m rope with handle
- A pruning saw blade can be mounted on this top pruner
- Spare parts available

|        |            |   |        |       |
|--------|------------|---|--------|-------|
|        | <br>731151 |   | <br>mm | <br>g |
| P34-37 | 8002787    | 2 | 40     | 1260  |

### P34-27A

### TRADITION TOP-PRUNERS



- Lightweight top pruner with fully hardened blade
- Stamped, fully hardened counter blade with sap groove to prevent sticking
- Double lever action
- Steel clamp secured with screws
- Fits Ø 25 mm (1") poles
- Supplied with a 5 m rope

|           |            |   |        |       |
|-----------|------------|---|--------|-------|
|           | <br>731151 |   | <br>mm | <br>g |
| P34-27A-F | 8275464    | 2 | 30     | 610   |

### AP-234

### TRADITION TOP-PRUNERS



- Top-pruner for pruning and clearing out
- Clearing out: Hook the cutting head over the branch and pull the pole towards to you
- Pruning: Hook the cutting head on the branch and pull the rope down with the orange handle
- Fully hardened steel blade with slicing action for neat and efficient cut
- Long aluminum pole for difficult to reach branches
- Grip on aluminum tube for added comfort

|          |            |   |        |        |       |
|----------|------------|---|--------|--------|-------|
|          | <br>731151 |   | <br>mm | <br>mm | <br>g |
| AP-234-F | 8289027    | 2 | 30     | 2200   | 1520  |



R127E/R137E

TOP-PRUNERS, SPARE PARTS




- Spare cutting blades for top-pruners
- 30 units per box

|       | <br>731151 |   |        |    |
|-------|------------|---|--------|----|
| R127E | 8011567    | 1 | P34-27 | 56 |
| R137E | 8011574    | 1 | P34-37 | 56 |

R142P/R337E

TOP-PRUNERS, SPARE PARTS



R142P

- Spare centre bolt and nut R142P for P34-27AR337E for P34-37

|       | <br>731151 |   |   |    |
|-------|------------|---|---|----|
| R142P | 8010126    | 1 | P34-27A, P3-20, P3-23, P5-20, P5-23, P108-20, P108-23, P110-20, P110-23 | 35 |
| R337E | 8011598    | 1 | P34-37  | 56 |

R124PG

TOP-PRUNERS, SPARE PARTS



- Spare cutting blade with pin for hand and top-pruners

|        | <br>731151 |   |                           |    |
|--------|------------|---|---------------------------|----|
| R124PG | 8010089    | 1 | P108-23, P110-23, P34-27A | 48 |

R133PG

TOP-PRUNERS, SPARE PARTS



- Spare counter blade with pin for top-pruners


|        | <br>731151 |   |         |    |
|--------|------------|---|---------|----|
| R133PG | 8328252    | 1 | P34-27A | 50 |



# POLES AND TOP-PRUNERS

## R427AE/R427E/R437E

## TOP-PRUNERS, SPARE PARTS




- Spare spring for top-pruners. \*R427E for old model of P34-27A

|        | <br>731151 |   |               |    |
|--------|------------|---|---------------|----|
| R427AE | 8176068    | 1 | P134, P34-27A | 45 |
| R427E  | 8011604    | 1 | *P34-27A      | 40 |
| R437E  | 8011611    | 1 | P34-37        | 64 |

## AP-/FP-

## TRADITION POLES

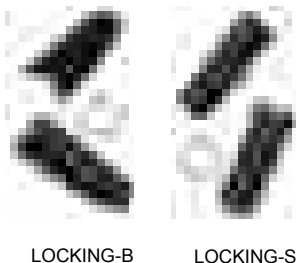


- Extension pole for work in difficult-to-reach areas up to 5 m
  - Made of aluminium or fibreglass
  - Top diameter 25 mm (1")
  - Supplied with a bolt and wing nut
  - Fits all top-pruners (P34-37, P34-27A) suitable for all Bahco top-pruners and pole saws (339-6T, 340-6T, 383-6T, 384-6T, 384-5T, 385-6T, 386-6T)
- AP-5M: Aluminium pole, 2 piece fibreglass pole  
 AP-3M: Aluminium pole, 1 piece fibreglass pole  
 FP-3M: Fibreglass pole, 1 piece fibreglass pole

|       | <br>731151 |   |             |      |
|-------|------------|---|-------------|------|
| AP-5M | 8152079    | 1 | 2000 - 5000 | 1600 |
| AP-3M | 8152062    | 1 | 2000 - 3500 | 1000 |
| FP-3M | 8168612    | 1 | 1800 - 3200 | 1000 |

## LOCKING

## TELESCOPIC EXTENSION POLE, SPARE PARTS



- Spare parts for the locking-system of aluminium telescopic extension poles
- Locking-S for Ø 25 mm extension tube
- Locking-B for the Ø 28 mm extension tube
- R2000AP is the eccentric screw supplied with 2 different adapters for AP-3M and both sections of AP-5M

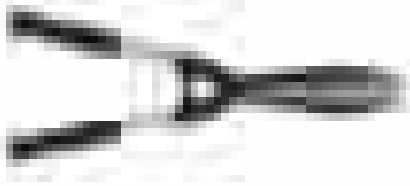


|           | <br>731151 |   |     |
|-----------|------------|---|-----|
| LOCKING-B | 8222406    | 1 | 30  |
| LOCKING-S | 8222390    | 1 | 25  |
| R2000AP   | 8301088    | 8 | 101 |








## P51-SL

### PROFESSIONAL HEDGE SHEARS




- High-quality shears for professional use in parks, topiary gardens and nurseries
- Fully hardened blades
- Partly serrated edge for cutting up to 10 mm (1/2") thick branches
- Lightweight aluminium handles with smooth plastic grips
- Reduced fatigue through superior cutting performance and very comfortable handling






|   |   |   |  |  |
|---|---|---|--|--|
|  | <br>731151 |  | <br>L<br>mm | <br>g |
| P51-SL  | 8301217   | 2   | 570  | 990  |

## P51H-SL

### PROFESSIONAL HEDGE SHEARS




- High-quality shears for professional use in parks, topiary gardens and nurseries
- Fully hardened blades
- Partly serrated edge for cutting up to 10 mm (1/2") thick branches
- Extra long, lightweight aluminium handles for a good reach
- Reduced fatigue through superior cutting performance and very comfortable handling






|   |   |   |  |  |
|---|---|---|--|--|
|  | <br>731151 |  | <br>L<br>mm | <br>g |
| P51H-SL   | 8301224   | 2   | 730  | 1076   |

## P54-SL

### PROFESSIONAL HEDGE SHEARS



- High quality shears with short handles (26 cm) for professional use in parks, nurseries and vineyards
- Compact design and angled form, ideal for topiary and leaf pruning
- Slim, straight blades, available in 20 and 25 cm, giving a clean cut especially important when clipping topiary
- Lightweight aluminium handles with comfortable plastic grip and soft buffers reduce fatigue

|   |   |   |  |  |
|---|---|---|--|--|
|  | <br>731151 |  | <br>L<br>mm | <br>g |
| P54-SL-20   | 8301248   | 2   | 500  | 742  |
| P54-SL-25   | 8301231   | 2   | 550  | 813  |





# HEDGE SHEARS

## P54H-SL



## PROFESSIONAL HEDGE SHEARS

- High quality shears with long handles (36 cm) for professional use in parks, nurseries and vineyards
- Compact design and angled form, ideal for topiary and leaf pruning
- Slim, straight blades, available in 20 and 25 cm, giving a clean cut especially important when clipping topiary
- Lightweight aluminum handles with comfortable plastic grip and soft buffers to reduce fatigue

|            | <br>731151 |   | <br>L<br>mm | <br>g |
|------------|------------|---|-------------|-------|
| P54H-SL-20 | 8301262    | 2 | 600         | 787   |
| P54H-SL-25 | 8301255    | 2 | 650         | 871   |

## PG-56



## EXPERT HEDGE SHEARS

- Lightweight hedge shears for trimming all kinds of hedges
- Fully hardened steel blades
- Aluminium handles with 2-component grips
- Shock absorbing buffers for added comfort

|         | <br>731151 |   | <br>L<br>mm | <br>g |
|---------|------------|---|-------------|-------|
| PG-56-F | 8288938    | 2 | 560         | 850   |

## PG-57-F



## EXPERT HEDGE SHEARS

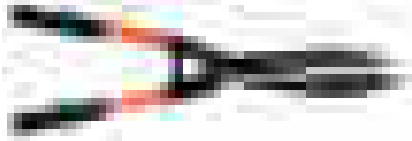
- Very light telescopic hedge shear, extendable from 790 to 1040 mm for long reach
- Special locking system locks/unlocks with just a quarter-turn
- Fully hardened steel blades
- Handles made of aluminium tubes with 2-component grips
- Rubber buffer for additional comfort

|         | <br>731151 |   | <br>L<br>mm | <br>g |
|---------|------------|---|-------------|-------|
| PG-57-F | 8295943    | 2 | 790 - 1040  | 1345  |








## P51

### TRADITION HEDGE SHEARS



- Hedge shears for intensive professional use in parks, vineyards and nurseries
- Fully hardened blades
- Partly serrated edge for cutting up to 10 mm (1/2") thick branches
- Superior cutting performance and comfortable handling
- Spare parts available

|   |   |   |  |  |
|---|---|---|--|--|
|  | <br>731151 |  | <br>L<br>mm | <br>g |
| P51-F   | 8275426   | 2   | 570  | 1085   |

## P57-25

### TRADITION HEDGE SHEARS








P57-25



P57-25-W



- Traditional hedge shears for all hedge types
- Comfortable wooden handles
- Stamped and fully hardened blade  
P57-25 with straight blade and partly serrated edge to cut branches up to 10 mm (1/2")  
P57-25-W with wavy blade, for cutting soft twigs and stems that tend to slip out when closing the blades
- Spare parts available

|   |   |   |  |  |
|---|---|---|--|--|
|  | <br>731151 |  | <br>L<br>mm | <br>g |
| P57-25-F  | 8301293   | 4   | 540  | 1020   |
| P57-25-W-F  | 8301309   | 4   | 540  | 1020   |

## P59

### TRADITION HEDGE SHEARS



- Universal hedge shear for all hedge types
- For frequent hedge trimming in gardens
- Simple and reliable design with stamped and fully hardened blade
- No spare parts available

|   |   |   |  |  |
|---|---|---|--|--|
|  | <br>731151 |  | <br>L<br>mm | <br>g |
| P59-25-F  | 8275655   | 5   | 660  | 1115   |



# HEDGE SHEARS

## PG-51

### TRADITION HEDGE SHEARS



- Universal hedge shears for leisure gardening
- Handles made of robust steel tubes
- Stamped fully hardened blades for durability
- Shock absorbing plastic buffers for added comfort

|         |            |   |             |       |
|---------|------------|---|-------------|-------|
|         | <br>731151 |   | <br>L<br>mm | <br>g |
| PG-51-F | 8275440    | 5 | 510         | 715   |

## PG-32

### TRADITION HEDGE SHEARS




- Hedge shears with narrow straight blade for hedge trimming
- Blades made of carbon steel and handles made of steel tubes with plastic grips
- No spare parts available

|         |            |   |             |       |
|---------|------------|---|-------------|-------|
|         | <br>731151 |   | <br>L<br>mm | <br>g |
| PG-32-F | 8328146    | 6 | 505         | 755   |

## R440V-R516V

### SPARE PARTS FOR HEDGE SHEARS

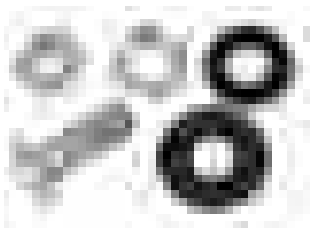


- Spare buffers for professional hedge shears with broad blade:
  - Soft R515VS for shears with short handles
  - Hard R516V for shears with long handles
- Spare buffers for super light hedge shears:
  - Soft R440V for shears with short handles
  - Hard R444V for shears with long handles

|        |            |   |   |       |
|--------|------------|---|---|-------|
|        | <br>731151 |   |   | <br>g |
| R515VS | 8046514    | 1 | P14, P16, P180-70, P19-80, P160-60, P51 | 20    |
| R516V  | 8200824    | 1 | P160-75, P160-90, P51H, P280, P51H      | 20    |
| R440V  | 8254544    | 1 | P-SL, P-SL2, P114, P116, P52-SL, P54-SL | 18    |
| R444V  | 8243340    | 1 | P53-SL, P54H-SL                         | 18    |

## R146VC/R147V

### SPARE PARTS FOR HEDGE SHEARS



- Complete spare set, comprising nut, bolt and washers, VC includes locking ring

|        |            |   |                          |       |
|--------|------------|---|--------------------------|-------|
|        | <br>731151 |   |                          | <br>g |
| R146VC | 8046545    | 1 | P51, P51H, P52, P53, P54 | 34    |
| R147V  | 8044909    | 1 | P55, P57                 | 30    |



## GS-180

### EXPERT GRASS SHEARS



- Single handed grass shear with stainless steel blades carefully set for self-grinding during use
- Rotating head (90° left & right) for lawn edging
- Swivels easily into different positions to facilitate the cut in certain slopes
- Soft touch and non-slip grip on upper handle for maximum comfort
- Lower handle loop for finger protection
- No spare parts available

|   |   |   |  |  |
|---|---|---|--|--|
|  | <br>731151 |  | <br>L<br>mm | <br>g |
| GS-180-F  | 8275488   | 6   | 375  | 317  |

## GS-76

### TRADITION GRASS SHEARS

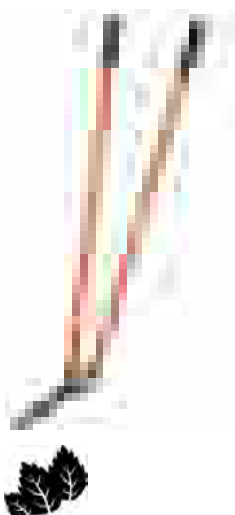


- Grass shear with hardened blades, carefully set for self-grinding during use to ensure a good cutting edge
- Precise spring mechanism ensures that the blades are kept aligned in use on grass
- Lever mechanism designed for minimum effort in operating the shears
- Three different cutting head positions to gain access to difficult-to-reach corners and edges which need trimming
- Blades are solely made to cut grass
- No spare parts available

|   |   |   |  |  |
|---|---|---|--|--|
|  | <br>731151 |  | <br>L<br>mm | <br>g |
| GS-76   | 8010782   | 6   | 355  | 435  |

## P74

### TRADITION GRASS SHEARS



- Lawn shear for cutting in difficult-to-reach places where lawn mowers cannot gain access
- Suitable for cutting in shrubs, borders, around trees etc.
- 90 cm long handles of round steel tubes, fitted with black plastic covers
- Cutting head with horizontal oriented blades, also known as duck's foot
- Stamped, fully hardened, double bevelled blade with black Xylan® coating, straight cutting edge, length 20 cm
- Stamped, flat-edged, fully hardened counter blade, black Xylan® coating
- Plastic buffer to reduce jarring


|   |   |   |  |  |
|---|---|---|--|--|
|  | <br>731151 |  | <br>L<br>mm | <br>g |
| P74   | 8124076   | 1   | 1100   | 2000   |



## GRASS SHEARS

P75

### TRADITION GRASS SHEARS



- Lawn edge shear for trimming borders
- 90 cm long handles of round steel tubes, fitted with black plastic covers
- Stamped, fully hardened, double bevelled blade with black Xylan® coating, straight cutting edge, length 20 cm
- Stamped, flat-edged, fully hardened counter blade, black Xylan® coating
- Plastic buffer to reduce jarring

|     |            |   |      |      |
|-----|------------|---|------|------|
|     | <br>731151 |   |      |      |
| P75 | 8124083    | 1 | 1000 | 1900 |

P11

### PROFESSIONAL KNIVES



- High-quality grafting knife for razor-sharp cutting of the graft and bark
- Spatula with round edges for lifting of the bark for the graft insertion
- Extremely sharp folding blade, folding brass spatula and plastic covered for comfortable grip

|     |            |   |     |    |
|-----|------------|---|-----|----|
|     | <br>731151 |   |     |    |
| P11 | 8009076    | 6 | 180 | 70 |



## PRUNING KNIVES

P20

### PROFESSIONAL KNIVES



- High-quality pruning knife for pruning of very delicate trees such as peaches
- Also for pruning young trees in the nursery and for thinning out fruit bunches
- Special hook design of the folding blade and plastic covered for comfortable grip

|     |            |   |     |     |
|-----|------------|---|-----|-----|
|     | <br>731151 |   |     |     |
| P20 | 8009281    | 6 | 200 | 100 |



## FS-5

### EXPERT SCISSORS

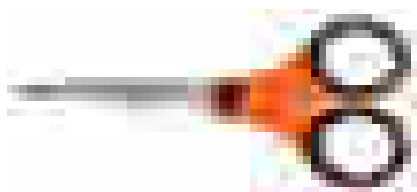


- Floral scissors ideal for pruning delicate plants
- For deadheading and clearing out of dry leaves, for pruning and harvesting herbs and for creating floral decoration
- Short pointed blades made of stainless steel, with micro serration for cutting soft stems of small diameter
- Finger loops with soft touch material

|      |            |    |             |       |
|------|------------|----|-------------|-------|
|      | <br>731151 |    | <br>L<br>mm | <br>g |
| FS-5 | 8266455    | 10 | 125         | 24    |

## FS-8

### EXPERT SCISSORS




- Floral scissors designed for cutting soft stems of small diameter, ribbons, any kind of paper, thin cardboard and tissues used in floral decoration
- Also useful for pruning indoor plants, for deadheading in difficult to reach places
- Long straight blades made of stainless steel with micro serration
- Finger loops with soft touch material

|      |            |    |             |       |
|------|------------|----|-------------|-------|
|      | <br>731151 |    | <br>L<br>mm | <br>g |
| FS-8 | 8266462    | 10 | 165         | 47    |

## FS-7.5

### EXPERT SCISSORS



- Floral scissors with large finger loops
- Compact strong blades with serration, designed for all kinds of flower stems and twigs as well as ribbons, cardboard and even soft wire
- Could also be used for pruning small shrubs on the balcony and indoor plants
- Finger loops with soft touch material

|        |            |    |             |       |
|--------|------------|----|-------------|-------|
|        | <br>731151 |    | <br>L<br>mm | <br>g |
| FS-7.5 | 8266479    | 10 | 200         | 108   |



# PRUNING SAWS

## 51 -JS



### -JS RANGE

- Sword saw especially designed for landscaping
- JS toothing developed for pruning living wood
- Extremely sharp and very aggressive toothing for fastest cut
- Non-set teeth with hardpoint, taper ground blade for perfect clean finish
- Comfortable, non-fatigue 2-component handle
- Available in two different lengths, both equipped with holster
- Replacement blades available

|           | <br>731151 |   | <br>mm | <br>T/1" | <br>g |
|-----------|------------|---|--------|----------|-------|
| 5124-JS-H | 8219352    | 4 | 240    | 5        | 280   |
| 5128-JS-H | 8219369    | 4 | 280    | 5        | 300   |

## 396-JS




### -JS RANGE

- Foldable pruning saw with JS toothing designed for fruit growing, wine growing and landscaping
- Blade with hardpoint teeth and extra wide gullet for faster cutting in thicker green branches
- Strong 2-component plastic handle with comfortable grip
- Safety lock both in opened and closed position
- Replacement blade available

|        | <br>731151 |   | <br>mm | <br>inch | <br>T/1" | <br>g |
|--------|------------|---|--------|----------|----------|-------|
| 396-JS | 8223250    | 4 | 190    | 7 1/2    | 5        | 200   |

## 41 -JT



### -JS RANGE


- Sword saw especially designed for wine and fruit growing
- JT blade with aggressive teeth designed for winter pruning
- Non-set teeth, refilable, for a smooth cutting surface
- Comfortable, non-fatigue 2-component handle
- Available in two different lengths, both equipped with holster
- Replacement blades available

|           | <br>731151 |   | <br>mm | <br>T/1" | <br>g |
|-----------|------------|---|--------|----------|-------|
| 4124-JT-H | 8267803    | 4 | 240    | 7        | 340   |
| 4128-JT-H | 8267810    | 4 | 280    | 7        | 356   |



## 396-JT

### -JS RANGE



- Foldable pruning saw designed for occasional use in vineyards and orchards
- JT toothing for pruning living wood in winter with a fast and clean cut
- Strong 2-component plastic handle with comfortable grip
- Safety lock in both open and closed position
- Replacement blade available

|        |                   |   |     |       |   |     |
|--------|-------------------|---|-----|-------|---|-----|
|        |                   |   |     |       |   |     |
| 396-JT | 731151<br>8168056 | 4 | 190 | 7 1/2 | 7 | 200 |

## 396-HP

### -JS RANGE




- Foldable pruning saw with special patented XT7 toothing for a fast cut in hard or dry wood
- Multipurpose saw with hardpoint teeth, performing well in living wood
- Strong 2-component plastic handle with comfortable grip
- Safety lock both in opened and closed position
- Replacement blade available

|        |                   |   |     |       |   |     |
|--------|-------------------|---|-----|-------|---|-----|
|        |                   |   |     |       |   |     |
| 396-HP | 731151<br>8152284 | 4 | 190 | 7 1/2 | 7 | 200 |

## 349

### EXPERT PRUNING SAWS



- Pruning saw for home owners
- For pruning ornamental shrubs and fruit trees in the garden
- Anti-friction coating for rust protection and easy cut
- Toothing designed for aggressive cut on pullstroke

|     |                   |   |     |   |     |
|-----|-------------------|---|-----|---|-----|
|     |                   |   |     |   |     |
| 349 | 731151<br>8018924 | 4 | 300 | 7 | 225 |

## PG-72

### EXPERT PRUNING SAWS



- Folding saw for home owners
- For occasional pruning when a secateur or a lopper is not sufficient
- Anti-friction coating for fast cut in hard and dry wood


|       |                   |   |     |       |   |     |
|-------|-------------------|---|-----|-------|---|-----|
|       |                   |   |     |       |   |     |
| PG-72 | 731151<br>8242534 | 4 | 190 | 7 1/2 | 7 | 196 |





# PRUNING SAWS

## 4211-/4212-



### TRADITIONAL PRUNING SAWS

- Pruning saw for dry or hard wood
- Curved blade with fully ground, set teeth
- Comfortable and strong beech wood handle with a long hook
- Available in 11" and 14" blade lengths
- 4211 with hardpoint teeth, 4212 can be filed
- Replacement blades available

|            | <br>731151 |   | <br>mm | <br>inch | <br>TPI | <br>g |
|------------|------------|---|--------|----------|---------|-------|
| 4211-11-6T | 8152000    | 4 | 280    | 11       | 6       | 225   |
| 4211-14-6T | 8128883    | 4 | 360    | 14       | 6       | 280   |
| 4212-11-6T | 8002060    | 4 | 280    | 11       | 6       | 225   |
| 4212-14-6T | 8002077    | 4 | 360    | 14       | 6       | 280   |

## 339-/340-




### TRADITION POLE SAWS

- Combination pruning saw with plastic handle
- Can be used handheld or with a 25 mm (1") Ø extension pole
- Fits all poles: AP-2.7M, AP-3M, AP-5M and FP-3M
- 339 with hardpoint teeth  
340 can be filed
- Replacement blades available

|        | <br>731151 |   | <br>mm | <br>inch | <br>TPI | <br>g |
|--------|------------|---|--------|----------|---------|-------|
| 339-6T | 8128371    | 4 | 360    | 14       | 6       | 250   |
| 340-6T | 8002008    | 4 | 360    | 14       | 6       | 250   |

## 383-/384-



### TRADITION POLE SAWS


- Pole pruning saw with steel tube handle
- To be used with a 25 mm (1") Ø extension pole
- Fits all poles: AP-2.7M, AP-3M, AP-5 and FP-3M
- For softer wood like pine and spruce the more aggressive 384-5T (5TPI) is recommended
- 383 with hardpoint teeth  
384 can be filed

|        | <br>731151 |   | <br>mm | <br>inch | <br>TPI | <br>g |
|--------|------------|---|--------|----------|---------|-------|
| 383-6T | 8128876    | 4 | 360    | 14       | 6       | 320   |
| 384-6T | 8002039    | 4 | 360    | 14       | 6       | 320   |
| 384-5T | 8159795    | 4 | 360    | 14       | 5       | 320   |



## 385-/386-

### TRADITION POLE SAWS



- Pole pruning saw with steel tube handle
- To be used with 25 mm (1") Ø extension pole
- Fits all poles: AP-2.7M, AP-3M, AP-5M and FP-3M
- Blade tip extended into a hook to prevent the blade from slipping out of the kerf
- Striking knife attached to the blade and handle to cut the bark before sawing through the branch
- Prevents bark stripping
- 386 with hardpoint teeth  
385 can be filed

|        | <br>731151 |   | <br>mm | <br>inch | <br>T/° | <br>g |
|--------|------------|---|--------|----------|---------|-------|
| 385-6T | 8002053    | 4 | 360    | 14       | 6       | 410   |
| 386-6T | 8152017    | 4 | 360    | 14       | 6       | 410   |

## 5724-JS/5728-JS

### PRUNING SAW BLADE



- Replacement blades for the 51xx pruning saws
- Blades are with hardpoint teeth for long lasting sharpness

|         | <br>731151 |   | <br>mm | <br>T/° | <br>g |
|---------|------------|---|--------|---------|-------|
| 5724-JS | 8216085    | 1 | 240    | 5       | 60    |
| 5728-JS | 8216092    | 1 | 280    | 5       | 74    |

## 4724-JT/4728-JT

### PRUNING SAW BLADE



- Replacement blades for 41xx pruning saws
- Iron tetroxide coating for rust protection

|         | <br>731151 |   | <br>mm | <br>T/° | <br>g |
|---------|------------|---|--------|---------|-------|
| 4724-JT | 8265847    | 1 | 240    | 7       | 60    |
| 4728-JT | 8265854    | 1 | 280    | 7       | 74    |

## 396-JS-BLADE

### PRUNING SAW BLADE



- Spare blade for folding saw 396-JS
- Blade with hardpoint teeth and extra wide gullet for faster cutting in thicker green branches

|              | <br>731151 |   | <br>mm | <br>inch | <br>T/° | <br>g |
|--------------|------------|---|--------|----------|---------|-------|
| 396-JS-BLADE | 8223267    | 1 | 190    | 7 1/2    | 5       | 55    |



# PRUNING SAWS

## 396-JT-BLADE



### PRUNING SAW BLADE

- Spare blade for folding saw 396-JT
- JT tothing for pruning living wood in winter with a fast and clean cut

|              |                   |   |           |               |                       |         |
|--------------|-------------------|---|-----------|---------------|-----------------------|---------|
|              |                   |   |           |               |                       |         |
| 396-JT-BLADE | 731151<br>8168063 | 1 | 190<br>mm | 7 1/2<br>inch | 7<br>T <sub>1</sub> " | 55<br>g |

## 396-HP-BLADE

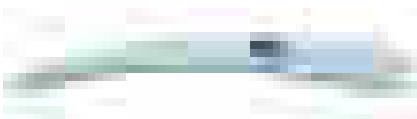


### PRUNING SAW BLADE

- Spare blade for folding saw 396-HP
- Multipurpose blade with hardpoint teeth performs well in living wood

|              |                   |   |           |               |                       |         |
|--------------|-------------------|---|-----------|---------------|-----------------------|---------|
|              |                   |   |           |               |                       |         |
| 396-HP-BLADE | 731151<br>8156404 | 1 | 190<br>mm | 7 1/2<br>inch | 7<br>T <sub>1</sub> " | 44<br>g |

## 4400-/4420-



### PRUNING SAW BLADE

- Pruning saw replacement blades
- Blades can be used on all 4211-, 4212-, 339- and 340- saws, as well as the top-pruner P34-37
- 4420 with hardpoint teeth  
4400 can be filed
- BULK: No retail packaging and without blade protector

|              |                   |    |           |            |                       |         |
|--------------|-------------------|----|-----------|------------|-----------------------|---------|
|              |                   |    |           |            |                       |         |
| 4400-11      | 731151<br>8200596 | 10 | 280<br>mm | 11<br>inch | 6<br>T <sub>1</sub> " | 96<br>g |
| 4400-14      | 8200602           | 10 | 360       | 14         | 6                     | 140     |
| 4420-11      | 8200619           | 10 | 280       | 11         | 6                     | 96      |
| 4420-14      | 8200626           | 10 | 360       | 14         | 6                     | 140     |
| 4400-11-BULK | 8200633           | 10 | 280       | 11         | 6                     | 94      |
| 4400-14-BULK | 8200640           | 10 | 360       | 14         | 6                     | 140     |
| 4420-11-BULK | 8200657           | 10 | 280       | 11         | 6                     | 94      |
| 4420-14-BULK | 8200664           | 10 | 360       | 14         | 6                     | 140     |





## LS-COMBINESS



### GRINDING STONES AND CARBIDE SHARPENER

- Synthetic 2-component grinding stone for small blades
- Has to be moistened with petrol or oil for full efficiency
- Quick removal of damaged metal surfaces with 180 grain/cm<sup>2</sup> (green side of stone)
- Smooth finish with 400 grain/cm<sup>2</sup> (grey side)






|   |   |   |  |  |
|---|---|---|--|--|
|  | <br>731151 |  | <br>L<br>mm | <br>g |
| LS-COMBINESS  | 8041366   | 1   | 100  | 75   |

## LS-NATURAL



### GRINDING STONES AND CARBIDE SHARPENER

- High quality natural grinding stone, grain size 600
- For finishing edges of pruning tools
- This stone has to be used in a wet state in order to sharpen more efficiently
- Especially recommended for small blades requiring to be sharpened precisely






|   |   |   |  |  |
|---|---|---|--|--|
|  | <br>731151 |  | <br>L<br>mm | <br>g |
| LS-NATURAL  | 8224622   | 1   | 70   | 40   |

## LS-TRIANGLE



### GRINDING STONES AND CARBIDE SHARPENER

- Synthetic grinding stone, grain size 220
- To sharpen blades with high precision
- Stone can either be moistened with petrol, oil or water

|   |   |   |  |  |
|---|---|---|--|--|
|  | <br>731151 |  | <br>L<br>mm | <br>g |
| LS-TRIANGLE   | 8224653   | 1   | 100  | 50   |

## LS-CORINDON



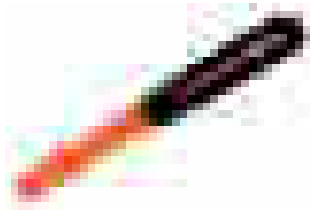
### GRINDING STONES AND CARBIDE SHARPENER

- Synthetic grinding stone with 320 grain/cm<sup>2</sup> for professional use to sharpen high performance blades
- For rather small blades like on secateurs
- Very high removal rate
- Stone has to be moistened with petrol or oil for full efficiency

|   |   |   |  |  |
|---|---|---|--|--|
|  | <br>731151 |  | <br>L<br>mm | <br>g |
| LS-PIERRE CORINDON  | 8009977   | 1   | 100  | 50   |



## SHARP-X



### GRINDING STONES AND CARBIDE SHARPENER

- Professional tungsten-carbide sharpener to re-sharpen all kind of blades
- 2-component handle for comfortable use
- Very secure with two side protections to avoid fingers slipping down to the cutting edge of the blade
- Two carbide edges for easy and long-lasting use

|              | <br>731151 |    | <br>L<br>mm | <br>g |
|--------------|------------|----|-------------|-------|
| SHARP-X      | 8264895    | 10 | 100         | 25    |
| SHARP-X-DISP | 8264901    | 1  | 100         | 25    |

## LS-PIERRE-FAUX



### GRINDING STONES AND CARBIDE SHARPENER

- Synthetic grinding stone, grain size 180
- To sharpen long blades for tough work such as long-shafted tools, scythes and axes
- Stone has to be moist with petrol or oil for full efficiency

|                | <br>731151 |   | <br>L<br>mm | <br>g |
|----------------|------------|---|-------------|-------|
| LS-PIERRE-FAUX | 8009038    | 1 | 230         | 210   |

## LS-6160-23



### GRINDING STONES AND CARBIDE SHARPENER

- Synthetic grinding stone, "Carbor" type, grain size 220
- Produces very fine surfaces on cutting tools
- Can be used wet or dry but it's not recommended for finishing work on small or new blades

|            | <br>731151 |   | <br>L<br>mm | <br>g |
|------------|------------|---|-------------|-------|
| LS-6160-23 | 8041304    | 1 | 230         | 170   |

## LS-6060-23



### GRINDING STONES AND CARBIDE SHARPENER

- High quality natural grinding stone, "Lombarde" type
- For finishing edges of all types of cutting tools
- Stone has to be moist with petrol or oil for full efficiency

|            | <br>731151 |   | <br>L<br>mm | <br>g |
|------------|------------|---|-------------|-------|
| LS-6060-23 | 8041311    | 1 | 230         | 300   |



## SAP-X



### CLEANERS AND LUBRICANT

- Cleaning liquid for pruning blades
- Removes dirt and stains and is a corrosion inhibitor
- Advice:
  - Spray on the surface of the blade
  - Leave to react for a few seconds
  - Wipe clean and lubricate

|   |   |   |  |
|---|---|---|--|
|  | <br>731151 |  | <br>g |
| SAP-X   | 8225728   | 6   | 75   |

## RESIN-X



### CLEANERS AND LUBRICANT

- Very efficient resin dissolvent
- Designed for quick removal of resins and natural adhesives
- Particularly useful for maintenance of blades
- Tensio-active, cationic, non ionic and contains a corrosion inhibitor
- Advice: Spray on the surface to be cleaned
- Let react for a few seconds
- Wipe clean and lubricate

|   |   |   |  |
|---|---|---|--|
|  | <br>731151 |  | <br>g |
| RESIN-X   | 8222215   | 6   | 75   |

## ECO-LUBE




### CLEANERS AND LUBRICANT

- Synthetic lubricant for secateurs
- To keep tools in good shape reducing parts friction and allowing a smoother cutting action
- To be applied to bolts and junctures

|   |   |   |  |
|---|---|---|--|
|  | <br>731151 |  | <br>g |
| ECO-LUBE100   | 8249434   | 4   | 128  |

## PROF-H



### HOLSTERS

- Strong and natural-coloured leather holster for secateurs
- Two belt slits to fit any belt up to 50 mm width. Top-quality leather, studded and stitched. Steel belt clip feature

|   |   |   |  |
|---|---|---|--|
|  | <br>731151 |  | <br>g |
| PROF-H  | 8158439   | 2   | 86   |



## PROF-K

### HOLSTERS



- Strong leather holster for small grinding stones or knives, with belt loop on the back
- Top quality leather, studded and stitched

|        |            |   |       |
|--------|------------|---|-------|
|        | <br>731151 |   | <br>g |
| PROF-K | 8218256    | 1 | 42    |

## PROF-PH

### HOLSTERS



- Top quality plastic holster, which holds the secateur very securely

|         |            |   |       |
|---------|------------|---|-------|
|         | <br>731151 |   | <br>g |
| PROF-PH | 8243548    | 2 | 100   |

## PROF-LOPP

### HOLSTERS



- Practical lopper holster primarily for pruning in vineyards
- Additional pocket to carry a sharpening stone, grafting knife or a SHARP-X
- Holster can be strapped to the lower part of the leg or on a belt
- Made of wear-resistant and lightweight nylon material for durability and comfort
- Holster suitable for P16,P14,P-SL2 & P-SL loppers up to 60 cm length

|           |            |   |       |
|-----------|------------|---|-------|
|           | <br>731151 |   | <br>g |
| PROF-LOPP | 8288549    | 1 | 375   |

## PROF-SEC

### HOLSTERS



- Practical secateur holster
- Wear-resistant and lightweight nylon material for durability and comfort
- Additional pocket for grinding stone or grafting knife.  
Belt loop. (fits 4750-QRLB-1 & 4750-HDB-1)

|          |            |   |       |
|----------|------------|---|-------|
|          | <br>731151 |   | <br>g |
| PROF-SEC | 8288532    | 1 | 150   |





# LINDSTRÖM PRECISION TOOLS

---

Lindström precision tools are the essential, specialist tools for electronic, electromechanical and medical device assembly, rework and repair. Since 1856 Lindström tools have been setting standards for precision tool manufacture.

# Chapter Index

---

|  |           |
|--|-----------|
| ELECTRONICS AND FINE MECHANICAL PLIERS   | 1188-1206 |
| ELECTRONICS AND FINE MECHANICAL TWEEZERS | 1207-1224 |
| TORQUE SCREWDRIVERS                      | 1225      |



---

# CUTTING PLIERS

Lindström cutters offer an unequalled blend of the technical elements required to achieve the level of performance demanded by a growing number of users.

Every cutter begins with the fundamental materials. Even slight adjustments to these ingredients can change the way steel performs. Lindström has been refining this formula for almost 150 years. The 1% carbon, with a pinch of chrome and other key materials, is similar in many ways to the steel used for high-quality ball bearings. This is the material used for Lindström Rx and 80-Series cutters. The use of ball-bearing grade steel and appropriate heat treatment ensures Lindström cutters last for longer than other brands used in the same applications.

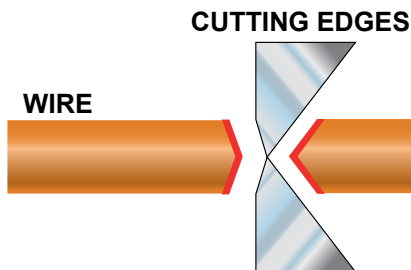
The Lindström cutter is designed to cut with ease, helping to improve the work quality, and reducing operator fatigue.

Proud of its heritage, Lindström is constantly driven by improving quality results, such as through perfect symmetry of the cutter components, the exactness of the grinding and the consistent hardening. Reliability and consistency are the Lindström hallmark.



## CUTTING TYPES

In order to select the right tool, it is important to recognize what type of cut is required and what the cut lead-end should look like after the cut. This is especially true when working to the stricter requirements and specifications of military and high-end commercial electronics.

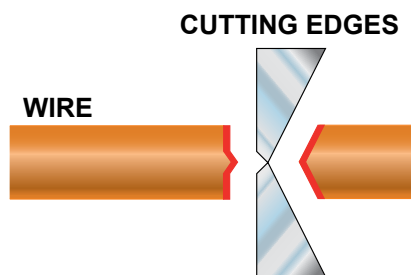
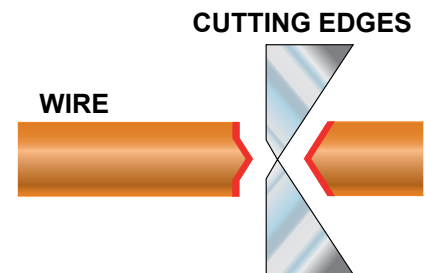


### Semi-Flush Cut

The semi-flush cut leaves a large lead-end shaped like a pyramid and can be seen as the standard cut. This type of cutting edge is a good application match for general electrical and semi-professional cutting.

### Micro-Bevel® Cut

To meet the requirements of the electronic assembly industry, Lindström designed the Micro-Bevel® cut. This unique cut is quite different as the leads are 'pinched' unlike the pyramid look of the semi-flush cut, allowing less altitude and smaller overall surface area.

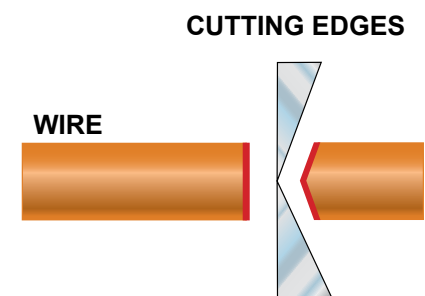


### Flush Cut


Flush cutters also pinch the leads, but at a lower altitude than Micro-Bevel® cutters. The Lindström flush cutter leaves a narrower and shorter taper along the pinch, reducing the total exposed area. The flush cut is preferred over the Micro-Bevel® when the specification is slightly stricter for the cut lead-end, or to gain a more flush result to a board, component or part.

### Ultra-Flush® Cut

As the cutter wears down, the size of the pinch increases. The greater the pinch, the greater the mechanical shock transmitted. To solve the pinch problem, Lindström engineers have designed the Ultra-Flush® cutter to eliminate the pinch that other cutters make. The Ultra-Flush® configures two flat panes with a barely discernible line separating each planar surface.



The unique design of the Ultra-Flush® is perfect for use in close tolerance electronic and medical device assembly where final lead-end configuration and mechanical shock transmission are top priorities.



### ESD safety

All Lindström RX pliers (except TRX 8180) are ESD safe. Resins with conductive additives in the handles create a material that safely dissipates electrostatic charges, reducing possibility of damage to sensitive components.

Warning! Lindström pliers are not 1000V insulated and therefore should never be used on electrified equipment.


# TO ADJUST RX




Microtouch is the shape that makes it possible to control and rotate the RX between thumb and index finger for precision work.




## 1. Pull the tool handles apart



## 2. Place the spring into the desired port




## 3. Close the tool



# HOLDING PLIERS

Holding pliers are used on some of the toughest applications – from removing plate steel retaining pins on an oil derrick to the most sensitive and sterile of environments such as surgery. Pliers replicate the function of the human hand, with greatly increased capability, in particular the thumb and index finger, in terms of force and precision. That is why holding pliers are available in an almost unlimited number of shapes, styles, configurations, materials and sizes.

Lindström offers a wide range of precision holding pliers for numerous applications.



# TWEEZERS


Lindström tweezers offer perfect balance, tip alignment and symmetry, and are made from a wide range of materials to meet the most sophisticated and demanding requirements. In addition to general assembly, the range includes models specifically designed for surface mounted devices, ESD-sensitive areas and medical and laboratory applications.

When choosing tweezers, special attention should be paid to the following four criteria.

- How are the tweezers' tips finished?
- How symmetrical are the two sides?
- How delicate do they feel?
- How easily do they handle small parts?

A wide variety of materials are available: Carbon steel, stainless steel, special stainless steel, nickel plating, nickel-content, and even beryllium and titanium. However, for use in most assembly or repair situations, three primary types will suffice:

- Carbon steel – has strong, flame hardened tips, but has low rust resistance and can develop a high level of magnetism
- Stainless steel – is rust resistant with reasonably strong tips, but with lower hardness and shorter life than carbon. In time they are however susceptible to rust and magnetism (care and use factors notwithstanding)
- Special stainless steel – has excellent anti-acid (resistant to hydrofluoric and nitric acids), anti-magnetic and rust-resistant properties



# TORQUE SCREWDRIVERS

## HIGH PRECISION TORQUE CONTROL

With a unique high-precision cam-over torque-limiting design, Lindström's Torque Screwdrivers eliminate over-application of force reducing the risk for damage and rework costs. Available in Micro-Adjustable or Preset Torque versions, Lindström's Torque Screwdrivers offer comfort with a user-friendly shape and non-slip grip. Built to last and with a non-magnetic bit holder that accepts any standard drive, it is the ideal choice for flexible applications as well as volume production. All models are ESD-safe.



## MICRO-ADJUSTABLE TORQUE SCREWDRIVERS

The Micro-Adjustable Torque Screwdriver allows instant change to the torque value with an easy-to-read window scale and a precise pull-to-set, push-to-lock mechanism. Adjustment is easy - just pull the knob, turn to the desired torque, push the knob back in, and it is ready to use.

The Micro-Adjustable Screwdriver series includes three models ranging from 10 to 450 Ncm or 20 in.oz. to 40 in.lbs. Accuracy +/- 6%.

## PRESET TORQUE SCREWDRIVERS

With the same ruggedness, comfort and precision of the Micro-Adjustable version, the Preset Torque Screwdriver is an excellent choice for volume manufacturing applications.

The desired torque value is easily set using an internal adjustment screw accessible by removing the end cap of the handle. The Preset Torque Driver is available with a torque of 70-100 Ncm or 100 in.oz. Accuracy +/- 6%.



**All models are ESD-safe.**

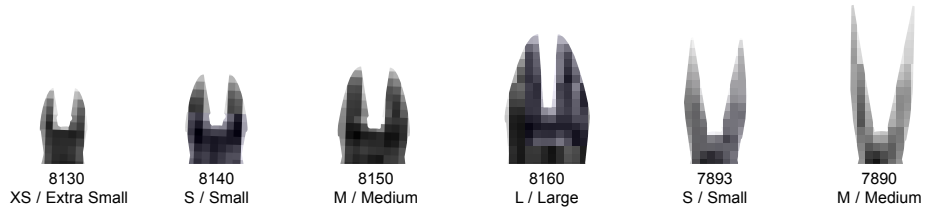
Certified to the following industry specifications:  
ASME B107.14 M-1994 and ISO 6789, EN 26789/1994



# Capacity and Options

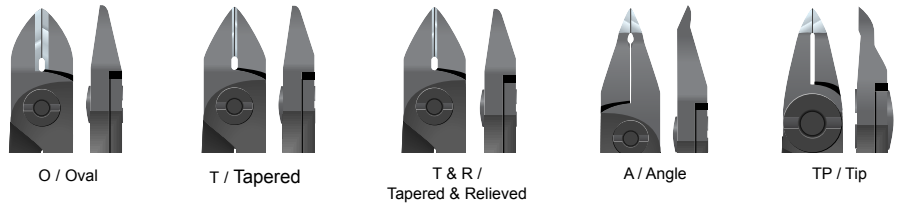
## SIZE

|    |             |
|----|-------------|
| XS | Extra Small |
| S  | Small       |
| M  | Medium      |
| L  | Large       |




## SHAPE

|     |                    |
|-----|--------------------|
| O   | Oval               |
| T   | Tapered            |
| T&R | Tapered & Relieved |
| A   | Angle              |
| TP  | Tip                |
| ED  | End                |

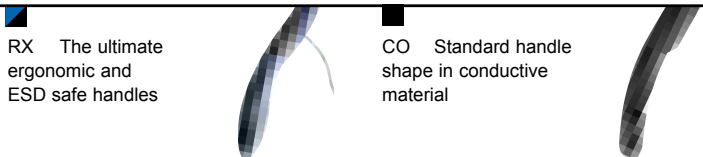


## CUT OR SURFACE

|    |              |
|----|--------------|
| MB | Micro-Bevel® |
| F  | Flush        |
| UF | Ultra-Flush® |
| SM | Smooth       |
| SE | Serrated     |



## HANDLE OPTIONS



To order handle options, add two letter prefix to part no. = Rx8130

## LEAD CATCHER

Lindström's patented lead-catcher is an accessory that stops just-cut ends of wire from falling into critical or sensitive areas, which could result in a short circuit or contamination. The lead catcher product code is 813 for 8130-8132 and RX 8130-8132 and RX 814 for cutters 8140-8148 and RX 8140-8148.



## CUTTING CAPACITY

|                | PART NO <sup>1</sup> | SIZE | FORM | CUT OR SURFACE SHAPE | HANDLE OPTIONS |      | COPPER WIRE |      |      |      |    |     |     |     |     |
|----------------|----------------------|------|------|----------------------|----------------|------|-------------|------|------|------|----|-----|-----|-----|-----|
|                |                      |      |      |                      | Rx             | CO   | GAUGE       | 38   | 24   | 18   | 15 | 12  |     |     |     |
|                |                      |      |      |                      | INCH           | .004 | .02         | .039 | .059 | .079 | MM | 0.1 | 0.5 | 1.0 | 1.5 |
| CUTTING PLIERS | 8130                 | XS   | O    | MB                   | ■              |      |             |      |      |      |    |     |     |     |     |
|                | 8131                 | XS   | O    | F                    | ■              | ■    |             |      |      |      |    |     |     |     |     |
|                | 8132                 | XS   | O    | UF                   | ■              |      |             |      |      |      |    |     |     |     |     |
|                | 8140                 | S    | O    | MB                   | ■              | ■    |             |      |      |      |    |     |     |     |     |
|                | 8141                 | S    | O    | F                    | ■              | ■    |             |      |      |      |    |     |     |     |     |
|                | 8142                 | S    | O    | UF                   | ■              | ■    |             |      |      |      |    |     |     |     |     |
|                | 8143                 | S    | T    | MB                   | ■              |      |             |      |      |      |    |     |     |     |     |
|                | 8144                 | S    | T    | F                    | ■              | ■    |             |      |      |      |    |     |     |     |     |
|                | 8145                 | S    | T    | UF                   | ■              |      |             |      |      |      |    |     |     |     |     |
|                | 8146                 | S    | T&R  | MB                   | ■              |      |             |      |      |      |    |     |     |     |     |
|                | 8147                 | S    | T&R  | F                    | ■              |      |             |      |      |      |    |     |     |     |     |
|                | 8148                 | S    | T&R  | UF                   | ■              | ■    |             |      |      |      |    |     |     |     |     |
|                | 8149                 | S    | TP   | F                    | ■              |      |             |      |      |      |    |     |     |     |     |
|                | 8150                 | M    | O    | MB                   | ■              | ■    |             |      |      |      |    |     |     |     |     |
|                | 8150 J <sup>2</sup>  | M    | O    | MB                   |                |      |             |      |      |      |    |     |     |     |     |
|                | 8151                 | M    | O    | F                    | ■              | ■    |             |      |      |      |    |     |     |     |     |
|                | 8152                 | M    | O    | UF                   | ■              |      |             |      |      |      |    |     |     |     |     |
|                | 8153                 | M    | T    | MB                   |                | ■    |             |      |      |      |    |     |     |     |     |
|                | 8154                 | M    | T    | F                    |                | ■    |             |      |      |      |    |     |     |     |     |
|                | 8155                 | M    | T    | UF                   |                |      |             |      |      |      |    |     |     |     |     |
|                | 8156                 | M    | T&R  | MB                   |                |      |             |      |      |      |    |     |     |     |     |
|                | 8157                 | M    | T&R  | F                    |                |      |             |      |      |      |    |     |     |     |     |
|                | 8158                 | M    | T&R  | UF                   |                |      |             |      |      |      |    |     |     |     |     |
|                | 8160                 | L    | O    | MB                   | ■              | ■    |             |      |      |      |    |     |     |     |     |
|                | 8160 J <sup>2</sup>  | L    | O    | MB                   |                |      |             |      |      |      |    |     |     |     |     |
|                | 8161                 | L    | O    | F                    | ■              | ■    |             |      |      |      |    |     |     |     |     |
|                | 8162                 | L    | O    | UF                   | ■              |      |             |      |      |      |    |     |     |     |     |
|                | 8163                 | L    | T    | MB                   |                | ■    |             |      |      |      |    |     |     |     |     |
|                | 8164                 | L    | T    | F                    |                |      |             |      |      |      |    |     |     |     |     |
|                | 8165                 | L    | T    | UF                   |                | ■    |             |      |      |      |    |     |     |     |     |
|                | 8211                 | S    | A 20 | F                    | ■              |      |             |      |      |      |    |     |     |     |     |
|                | 8233                 | XS   | T 10 | F                    | ■              | ■    |             |      |      |      |    |     |     |     |     |
| 8234           | XS                   | T 10 | F    | ■                    | ■              |      |             |      |      |      |    |     |     |     |     |
| 8237           | XS                   | A 50 | F    | ■                    | ■              |      |             |      |      |      |    |     |     |     |     |
| 8247           | S                    | A 45 | F    | ■                    | ■              |      |             |      |      |      |    |     |     |     |     |
| 8248           | S                    | A 45 | F    | ■                    | ■              |      |             |      |      |      |    |     |     |     |     |
| 7190           | S                    | T    | MB   |                      | ■              |      |             |      |      |      |    |     |     |     |     |
| 7191           | S                    | T    | F    |                      | ■              |      |             |      |      |      |    |     |     |     |     |
| 7280           | S                    | A    | F    |                      |                |      |             |      |      |      |    |     |     |     |     |
| 7285           | S                    | A    | F    |                      |                |      |             |      |      |      |    |     |     |     |     |
| 7290           | S                    | A    | MB   |                      |                |      |             |      |      |      |    |     |     |     |     |
| 7291           | S                    | A    | F    |                      |                |      |             |      |      |      |    |     |     |     |     |
| 7292           | S                    | ED   | F    |                      |                |      |             |      |      |      |    |     |     |     |     |
| 7293           | S                    | A    | F    |                      |                |      |             |      |      |      |    |     |     |     |     |
| HOLDING PLIERS | 7490                 | S    |      | SM                   | ■              | ■    |             |      |      |      |    |     |     |     |     |
|                | 7590                 | S    |      | SM                   | ■              | ■    |             |      |      |      |    |     |     |     |     |
|                | 7890                 | M    |      | SM                   | ■              | ■    |             |      |      |      |    |     |     |     |     |
|                | 7891                 | M    |      | SE                   | ■              | ■    |             |      |      |      |    |     |     |     |     |
|                | 7892                 | M    |      | SM                   | ■              |      |             |      |      |      |    |     |     |     |     |
|                | 7893                 | S    |      | SM                   | ■              |      |             |      |      |      |    |     |     |     |     |

- All part numbers come standard with molded plastic handles and springs.
- Type "J" edges for stripping and cutting insulated copper wire.



## RX 8130-RX 8162



## RX SERIES DIAGONAL CUTTERS OVAL HEAD

- Precision cutters developed according to the scientific ERGO™ process
- Material: High performance alloy steel
- Black finish
- Numerically controlled machine grinding guarantees edge angle accuracy and contact, increasing the tools reliability and consistency
- Precision induction hardened edges 63-65 HRC
- Screw joint that minimizes friction and maximizes alignment of cutting edges
- ESD safe handles in 2-component synthetic material
- Biospring that limits the tension throughout the working cycle of the tool and can be adjusted in three different positions or removed
- Ideal for wire harness work and standard printed circuit board assembly
- The cutting capacity that is given is for copper wire

|         | <br>731415 |    | A<br>mm | B<br>mm | C<br>mm | D<br>mm | F<br>mm | <br>mm   |       | <br>g |
|---------|------------|----|---------|---------|---------|---------|---------|----------|-------|-------|
| RX 8130 | 0103003    | 1  | 133.5   | 8.5     | 8.0     | 5       | 0.8     | 0.2-1.0  | Micro | 68    |
| RX 8131 | 0103010    | 1  | 133.5   | 8.5     | 8.0     | 5       | 0.8     | 0.1-1.0  | Flush | 68    |
| RX 8132 | 0103027    | 1  | 133.5   | 8.5     | 8.0     | 5       | 0.8     | 0.1-0.8  | Ultra | 68    |
| RX 8140 | 0103034    | 1  | 135.5   | 10.5    | 10.0    | 6       | 0.8     | 0.2-1.25 | Micro | 70    |
| RX 8141 | 0103041    | 1  | 135.5   | 10.5    | 10.0    | 6       | 0.8     | 0.1-1.25 | Flush | 70    |
| RX 8142 | 0103058    | 1  | 135.5   | 10.5    | 10.0    | 6       | 0.8     | 0.1-1.0  | Ultra | 70    |
| RX 8150 | 0103133    | 1  | 138.0   | 13.0    | 12.5    | 6       | 1.2     | 0.3-1.6  | Micro | 73    |
| RX 8151 | 0103140    | 1  | 138.0   | 13.0    | 12.5    | 6       | 1.2     | 0.2-1.6  | Flush | 73    |
| RX 8152 | 0103157    | 1  | 138.0   | 13.0    | 12.5    | 6       | 1.2     | 0.2-1.25 | Ultra | 73    |
| RX 8160 | 0111534    | 10 | 147.0   | 16.0    | 16.0    | 8       | 1.6     | 0.4-2.0  | Micro | 97    |
| RX 8161 | 0111541    | 10 | 147.0   | 16.0    | 16.0    | 8       | 1.6     | 0.3-2.0  | Flush | 97    |
| RX 8162 | 0111558    | 10 | 147.0   | 16.0    | 16.0    | 8       | 1.6     | 0.3-1.6  | Ultra | 97    |

## RX 8143-RX 8145



## RX SERIES DIAGONAL CUTTERS TAPERED HEAD

- Precision cutters developed according to the scientific ERGO™ process
- Material: High performance alloy steel
- Black finish
- Numerically controlled machine grinding guarantees edge angle accuracy and contact, increasing the tools reliability and consistency
- Precision induction hardened edges 63-65 HRC
- Screw joint that minimizes friction and maximizes alignment of cutting edges
- ESD safe handles in 2-component synthetic material
- Biospring that limits the tension throughout the working cycle of the tool and can be adjusted in three different positions or removed
- Ideal for assembly work where accessibility is a consideration
- The cutting capacity that is given is for copper wire

|         | <br>731415 |   | A<br>mm | B<br>mm | C<br>mm | D<br>mm | F<br>mm | <br>mm   |       | <br>g |
|---------|------------|---|---------|---------|---------|---------|---------|----------|-------|-------|
| RX 8143 | 0103065    | 1 | 135.5   | 10.5    | 10      | 6       | 0.8     | 0.2-1.25 | Micro | 68    |
| RX 8144 | 0103072    | 1 | 135.5   | 10.5    | 10      | 6       | 0.8     | 0.1-1.25 | Flush | 68    |
| RX 8145 | 0103089    | 1 | 135.5   | 10.5    | 10      | 6       | 0.8     | 0.1-1.0  | Ultra | 68    |



## RX 8146-RX 8148

ergo®




### RX SERIES DIAGONAL CUTTERS TAPERED AND RELIEVED HEAD

- Precision cutters developed according to the scientific ERGO™ process
- Material: High performance alloy steel
- Black finish
- Numerically controlled machine grinding guarantees edge angle accuracy and contact; increasing the tools reliability and consistency
- Precision induction hardened edges 63-65 HRC
- Screw joint that minimizes friction and maximizes alignment of cutting edges
- ESD safe handles in 2-component synthetic material
- Biospring that limits the tension throughout the working cycle of the tool and can be adjusted in three different positions or removed
- Ideal for use in confined spaces and for rework
- The cutting capacity that is given is for copper wire

|         |                   |   | A<br>mm | B<br>mm | C<br>mm | D<br>mm | F<br>mm |         |       |    |
|---------|-------------------|---|---------|---------|---------|---------|---------|---------|-------|----|
| RX 8146 | 731415<br>0103096 | 1 | 135.5   | 10.5    | 10      | 6       | 0.8     | 0.2-1.0 | Micro | 68 |
| RX 8147 | 0103102           | 1 | 135.5   | 10.5    | 10      | 6       | 0.8     | 0.1-1.0 | Flush | 68 |
| RX 8148 | 0103119           | 1 | 135.5   | 10.5    | 10      | 6       | 0.8     | 0.1-0.8 | Ultra | 68 |

## RX 8149

ergo®



### RX SERIES DIAGONAL CUTTERS TIP CUTTER

- Precision cutters developed according to the scientific ERGO™ process
- Material: High performance alloy steel
- Black finish
- Numerically controlled machine grinding guarantees edge angle accuracy and contact; increasing the tools reliability and consistency
- Precision induction hardened edges 58-60 HRC
- Screw joint that minimizes friction and maximizes alignment of cutting edges
- ESD safe handles in 2-component synthetic material
- Biospring that limits the tension throughout the working cycle of the tool and can be adjusted in three different positions or removed
- Ideal for use with multi-lead components and for rework
- The cutting capacity that is given is for copper wire

|         |                   |   | A<br>mm | B<br>mm | C<br>mm | D<br>mm | E<br>mm | G<br>mm | H<br>mm |         |       |    |
|---------|-------------------|---|---------|---------|---------|---------|---------|---------|---------|---------|-------|----|
| RX 8149 | 731415<br>0103126 | 1 | 139.0   | 14      | 10      | 6       | 5       | 5       | 3.2     | 0.1-0.6 | Flush | 70 |



## RX 8211

## RX SERIES OBLIQUE CUTTERS 20° SHORT HEAD

ergo®



- Precision cutters developed according to the scientific ERGO™ process
- Material: High performance alloy steel
- Black finish
- Numerically controlled machine grinding guarantees edge angle accuracy and contact; increasing the tools reliability and consistency
- Precision induction hardened edges 63-65 HRC
- Screw joint that minimizes friction and maximizes alignment of cutting edges
- ESD safe handles in 2-component synthetic material
- Biospring that limits the tension throughout the working cycle of the tool and can be adjusted in three different positions or removed
- Ideal for rework and close assembly needs
- The cutting capacity that is given is for copper wire

|         |            |   |         |         |         |         |         |         |       |       |
|---------|------------|---|---------|---------|---------|---------|---------|---------|-------|-------|
|         | <br>731415 |   | A<br>mm | B<br>mm | C<br>mm | D<br>mm | G<br>mm | <br>mm  |       | <br>g |
| RX 8211 | 0103188    | 1 | 134.5   | 9.5     | 10      | 6       | 4.1     | 0.2-1.2 | Flush | 70    |

## RX 8247

## RX SERIES OBLIQUE CUTTERS 45° LONG HEAD

ergo®



- Precision cutters developed according to the scientific ERGO™ process
- Material: High performance alloy steel
- Black finish
- Numerically controlled machine grinding guarantees edge angle accuracy and contact; increasing the tools reliability and consistency
- Precision induction hardened edges 63-65 HRC
- Screw joint that minimizes friction and maximizes alignment of cutting edges
- ESD safe handles in 2-component synthetic material
- Biospring that limits the tension throughout the working cycle of the tool and can be adjusted in three different positions or removed
- Ideal for rework and close assembly needs
- The cutting capacity that is given is for copper wire

|         |            |   |         |         |         |         |         |         |       |       |
|---------|------------|---|---------|---------|---------|---------|---------|---------|-------|-------|
|         | <br>731415 |   | A<br>mm | B<br>mm | C<br>mm | D<br>mm | G<br>mm | <br>mm  |       | <br>g |
| RX 8247 | 0103164    | 1 | 143.0   | 18      | 10      | 6       | 6.7     | 0.2-1.0 | Flush | 72    |



## RX 8248

## RX SERIES OBLIQUE CUTTERS 45° LONG HEAD




- Precision cutters developed according to the scientific ERGO™ process
- Material: High performance alloy steel
- Black finish
- Numerically controlled machine grinding guarantees edge angle accuracy and contact; increasing the tools reliability and consistency
- Precision induction hardened edges 63-65 HRC
- Screw joint that minimizes friction and maximizes alignment of cutting edges
- ESD safe handles in 2-component synthetic material
- Biospring that limits the tension throughout the working cycle of the tool and can be adjusted in three different positions or removed
- Ideal for rework and close assembly needs
- The cutting capacity that is given is for copper wire

|         |         |   |         |         |         |         |         |               |       |    |
|---------|---------|---|---------|---------|---------|---------|---------|---------------|-------|----|
|         |         |   | A<br>mm | B<br>mm | C<br>mm | D<br>mm | G<br>mm |               |       |    |
| RX 8248 | 0103171 | 1 | 143.0   | 18      | 10      | 6       | 6.7     | 0.2-0.8<br>mm | Flush | 72 |

## RX 8233

## RX MICRO TIP CUTTERS



- Precision micro tip cutters developed according to the scientific ERGO™ process
- Material: High performance alloy steel
- Black finish
- Numerically controlled machine grinding guarantees edge angle accuracy and contact; increasing the tools reliability and consistency
- Precision induction hardened edges 63-65 HRC
- Screw joint that minimizes friction and maximizes alignment of cutting edges
- ESD safe handles in 2-component synthetic material
- Biospring that limits the tension throughout the working cycle of the tool and can be adjusted in three different positions or removed
- Ideal for rework and close fine pitch applications
- The cutting capacity that is given is for copper wire

|        |         |   |         |         |         |         |         |                |       |    |
|--------|---------|---|---------|---------|---------|---------|---------|----------------|-------|----|
|        |         |   | A<br>mm | B<br>mm | C<br>mm | D<br>mm | G<br>mm |                |       |    |
| RX8233 | 0113521 | 1 | 149.0   | 22.3    | 10.6    | 7.0     | 7.2     | 0.1-0.65<br>mm | Flush | 69 |



## RX 8234

## RX MICRO TIP CUTTERS

ergo®



- Precision micro tip cutters developed according to the scientific ERGO™ process
- Material: High performance alloy steel
- Black finish
- Numerically controlled machine grinding guarantees edge angle accuracy and contact; increasing the tools reliability and consistency
- Precision induction hardened edges 63-65 HRC
- Screw joint that minimizes friction and maximizes alignment of cutting edges
- ESD safe handles in 2-component synthetic material
- Biospring that limits the tension throughout the working cycle of the tool and can be adjusted in three different positions or removed
- Ideal for rework and close fine pitch applications
- The cutting capacity that is given is for copper wire

|        |            |   |         |         |         |         |         |          |       |       |
|--------|------------|---|---------|---------|---------|---------|---------|----------|-------|-------|
|        | <br>731415 |   | A<br>mm | B<br>mm | C<br>mm | D<br>mm | G<br>mm | <br>mm   |       | <br>g |
| RX8234 | 0113538    | 1 | 141.0   | 14.2    | 10.6    | 7.0     | 3.2     | 0.05-0.4 | Flush | 62    |

## RX 8237

## RX MICRO TIP CUTTERS

ergo®



- Precision micro tip cutters developed according to the scientific ERGO™ process
- Material: High performance alloy steel
- Black finish
- Numerically controlled machine grinding guarantees edge angle accuracy and contact; increasing the tools reliability and consistency
- Precision induction hardened edges 63-65 HRC
- Screw joint that minimizes friction and maximizes alignment of cutting edges
- ESD safe handles in 2-component synthetic material
- Biospring that limits the tension throughout the working cycle of the tool and can be adjusted in three different positions or removed
- Ideal for rework and close fine pitch applications
- The cutting capacity that is given is for copper wire


|        |            |   |         |         |         |         |         |          |       |       |
|--------|------------|---|---------|---------|---------|---------|---------|----------|-------|-------|
|        | <br>731415 |   | A<br>mm | B<br>mm | C<br>mm | D<br>mm | G<br>mm | <br>mm   |       | <br>g |
| RX8237 | 0113545    | 1 | 144.0   | 17.4    | 10.6    | 7.0     | 4.1     | 0.1-0.65 | Flush | 65    |



## RX 7490

### RX SERIES HOLDING PLIERS FLAT NOSE PLIERS

ergo®



- Precision flat nose pliers developed according to the scientific ERGO™ process
- Material: High performance alloy steel
- Polished
- Numerically controlled machine grinding guarantees accuracy and contact, increasing the tools reliability and consistency
- Tough hardened 42-46 HRC
- Screw joint that minimizes friction and maximizes jaw alignment
- ESD safe handles in 2-component synthetic material
- Micro-Touch: The shape of the handles makes it possible to control and rotate the pliers between thumb and index finger for precision work
- Biospring that limits the tension throughout the working cycle of the tool and can be adjusted in three different positions or removed
- 20 mm of smooth gripping jaws with radiused edges

|         |            |    |         |         |         |         |         |         |       |
|---------|------------|----|---------|---------|---------|---------|---------|---------|-------|
|         | <br>731415 |    | A<br>mm | B<br>mm | C<br>mm | D<br>mm | E<br>mm | F<br>mm | <br>g |
| RX 7490 | 0103195    | 10 | 146.5   | 20      | 9       | 6.7     | 1.2     | 3.2     | 70    |

## RX 7590

### RX SERIES ROUND NOSE PLIER

ergo®



- Precision round nose pliers developed according to the scientific ERGO™ process
- Material: High performance alloy steel
- Polished
- Numerically controlled machine grinding guarantees accuracy and contact, increasing, the tools reliability and consistency
- Tough hardened 42-46 HRC
- Screw joint that minimizes friction and maximizes jaw alignment
- ESD safe handles in 2-component synthetic material
- Micro-Touch: The shape of the handles makes it possible to control and rotate the pliers between thumb and index finger for precision work
- Biospring that limits the tension throughout the working cycle of the tool and can be adjusted in three different positions or removed
- Round nose, fine jaws with no sharp edges

|         |            |    |         |         |         |         |         |         |       |
|---------|------------|----|---------|---------|---------|---------|---------|---------|-------|
|         | <br>731415 |    | A<br>mm | B<br>mm | C<br>mm | D<br>mm | E<br>mm | F<br>mm | <br>g |
| RX 7590 | 0103201    | 10 | 146.5   | 20      | 9       | 6.7     | 1.8     | 0.9     | 69    |





## RX 7890, RX 7891

## RX SERIES SNIPE NOSE PLIERS

ergo®



RX 7890



RX 7891



- Precision snipe nose pliers developed according to the scientific ERGO™ process
- Material: High performance alloy steel
- Polished
- Numerically controlled machine grinding guarantees accuracy and contact, increasing the tools reliability and consistency
- Tough hardened 42-46 HRC
- Screw joint that minimizes friction and maximizes jaw alignment
- ESD safe handles in 2-component synthetic material
- Micro-Touch: The shape of the handles makes it possible to control and rotate the pliers between thumb and index finger for precision work
- Biospring that limits the tension throughout the working cycle of the tool and can be adjusted in three different positions or removed
- 32 mm jaws with radiused edges
- RX 7890 with smooth jaws
- RX 7891 with serrated jaws

|         |         |    | A<br>mm | B<br>mm | C<br>mm | D<br>mm | E<br>mm | F<br>mm |    |
|---------|---------|----|---------|---------|---------|---------|---------|---------|----|
| RX 7890 | 0103218 | 1  | 158.5   | 32      | 9       | 6       | 1.2     | 0.8     | 72 |
| RX 7891 | 0103225 | 10 | 158.5   | 32      | 9       | 6       | 1.2     | 0.8     | 72 |

## RX 7892

## RX SERIES SNIPE NOSE PLIER WITH BENT TIP

ergo®



- Precision snipe nose pliers developed according to the scientific ERGO™ process
- Material: High performance alloy steel
- Polished
- Numerically controlled machine grinding guarantees accuracy and contact, increasing the tools reliability and consistency
- Tough hardened 42-46 HRC
- Screw joint that minimizes friction and maximizes jaw alignment
- ESD safe handles in 2-component synthetic material
- Micro-Touch: The shape of the handles makes it possible to control and rotate the pliers between thumb and index finger for precision work
- Biospring that limits the tension throughout the working cycle of the tool and can be adjusted in three different positions or removed
- 29 mm of smooth jaws and bent tip angled at 60°, radiused edges

|         |         |   | A<br>mm | B<br>mm | C<br>mm | D<br>mm | E<br>mm | F<br>mm |    |
|---------|---------|---|---------|---------|---------|---------|---------|---------|----|
| RX 7892 | 0103232 | 1 | 155.5   | 29      | 9       | 6.7     | 1.2     | 0.8     | 73 |



## RX 7893

### RX SERIES SHORT SNIPE NOSE PLIER

ergo®




- Precision snipe nose pliers developed according to the scientific ERGO™ process
- Material: High performance alloy steel
- Polished
- Numerically controlled machine grinding guarantees accuracy and contact, increasing the tools reliability and consistency
- Tough hardened 42-46 HRC
- Screw joint that minimizes friction and maximizes jaw alignment
- ESD safe handles in 2-component synthetic material
- Micro-Touch: The shape of the handles makes it possible to control and rotate the pliers between thumb and index finger for precision work
- Biospring that limits the tension throughout the working cycle of the tool and can be adjusted in three different positions or removed
- 20 mm of smooth jaws with radiused edges

|         |            |   |         |         |         |         |         |         |       |
|---------|------------|---|---------|---------|---------|---------|---------|---------|-------|
|         | <br>731415 |   | A<br>mm | B<br>mm | C<br>mm | D<br>mm | E<br>mm | F<br>mm | <br>g |
| RX 7893 | 0103249    | 1 | 146.5   | 20      | 9       | 6.7     | 1.2     | 0.8     | 71    |

## RX 01

### RX SERIES BIO SPRING



- 5 springs for Rx-series'packed in a plastic bag

|       |            |   |       |
|-------|------------|---|-------|
|       | <br>731415 |   | <br>g |
| RX 01 | 0103263    | 1 | 5     |



## TRX 8180

## HEAVY DUTY CUTTER



- High leverage side cutting pliers
- ISO 5749
- Black finish, anti-corrosion treated
- Material: High performance alloy steel
- Induction hardened cutting edges
- Progressive edges: The cutting radius progresses along the edge in order to cut hard material like piano wire close to the joint and soft materials like copper and plastic insulated wire at the tip
- Screw joint that minimizes friction and maximizes jaw alignment
- 2-component handles in synthetic material
- High leverage: Redesigned for optimum cutting performance and reduced cutting effort
- Equipped with a return spring featuring an on/off function

|          |         |   |         |         |         |         |         |         |         |     |     |     |     |
|----------|---------|---|---------|---------|---------|---------|---------|---------|---------|-----|-----|-----|-----|
|          |         |   | A<br>mm | B<br>mm | C<br>mm | D<br>mm | E<br>mm | F<br>mm | G<br>mm |     |     |     |     |
| TRX 8180 | 0112272 | 5 | 210     | 21      | 29      | 11      | 2.5     | 1.5     | 21      | 4.5 | 3.0 | 2.5 | 304 |

## P6160

## PLASTIC CUTTER

ergo®



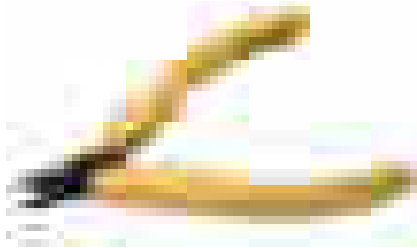
- Side cutting pliers developed according to the scientific ERGO™ process
- Dimensions according to ISO 5749
- Black finished, anti-corrosion treated
- Material: High performance alloy steel
- Induction hardened cutting edges
- Full flush cutting edge without bevelling which is designed to smoothly cut all kind of plastic parts such as e.g. the flash of plastic component
- Screw joint that minimizes friction and maximizes jaw alignment
- ESD safe handles in 2-component synthetic material
- Round shaped jaws give improved accessibility in confined spaces
- Equipped with a return spring featuring an on/off function
- Max cutting capacity: Copper 1.5 mm and plastic material PA (Nylon) 3 mm

|       |         |   |         |         |         |         |         |         |     |
|-------|---------|---|---------|---------|---------|---------|---------|---------|-----|
|       |         |   | A<br>mm | B<br>mm | C<br>mm | D<br>mm | F<br>mm | G<br>mm |     |
| P6160 | 0115075 | 5 | 160     | 18      | 21.5    | 10      | 1.5     | 18      | 162 |








## 8130-8162

## 80-SERIES DIAGONAL CUTTERS OVAL HEAD



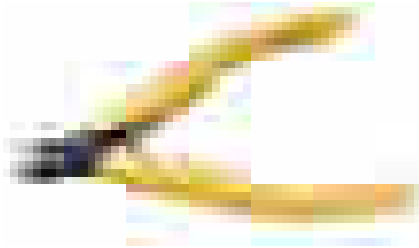
- Material: High performance alloy steel
- Black finish
- Numerically controlled machine grinding guarantees edge angle accuracy and contact, increasing the tools reliability and consistency
- Precision induction hardened edges 63-65 HRC
- Screw joint that minimizes friction and maximizes alignment of cutting edges
- ESD safe handles in synthetic material with return spring
- Ideal for wire harness work and standard printed circuit board assembly
- The cutting capacity that is given is for copper wire
- “J” edges for stripping and cutting insulated copper wire
- “CO” standard handle shape in conductive material

|         |  |  | A<br>mm | B<br>mm | C<br>mm | D<br>mm | F<br>mm |  |  |  |
|---------|---|---|---------|---------|---------|---------|---------|---|---|---|
| 8130    | 0050918   | 10  | 108.0   | 8.0     | 8.0     | 5       | 0.8     | 0.2-1.0   | Micro   | 43  |
| 8131    | 0050925   | 10  | 108.0   | 8.0     | 8.0     | 5       | 0.8     | 0.1-1.0   | Flush   | 43  |
| 8131 CO | 0051519   | 10  | 108.0   | 8.0     | 8.0     | 5       | 0.8     | 0.1-1.0   | Flush   | 43  |
| 8132    | 0050932   | 10  | 108.0   | 8.0     | 8.0     | 5       | 0.8     | 0.1-0.8   | Ultra   | 44  |
| 8140    | 0050949   | 10  | 110.0   | 10.0    | 10.0    | 6       | 0.8     | 0.2-1.25  | Micro   | 46  |
| 8140 CO | 0051533   | 10  | 110.0   | 10.0    | 10.0    | 6       | 0.8     | 0.2-1.25  | Micro   | 46  |
| 8141    | 0050987   | 10  | 110.0   | 10.0    | 10.0    | 6       | 0.8     | 0.1-1.25  | Flush   | 45  |
| 8141 CO | 0051557   | 10  | 110.0   | 10.0    | 10.0    | 6       | 0.8     | 0.1-1.25  | Flush   | 45  |
| 8142    | 0051007   | 10  | 110.0   | 10.0    | 10.0    | 6       | 0.8     | 0.1-1.0   | Ultra   | 46  |
| 8142 CO | 0051564   | 10  | 110.0   | 10.0    | 10.0    | 6       | 0.8     | 0.1-1.0   | Ultra   | 46  |
| 8150    | 0051113   | 10  | 112.5   | 12.5    | 12.5    | 6       | 1.2     | 0.3-1.6   | Micro   | 50  |
| 8150 CO | 0051670   | 10  | 112.5   | 12.5    | 12.5    | 6       | 1.2     | 0.3-1.6   | Micro   | 50  |
| 8150 J  | 0051137   | 10  | 112.5   | 12.5    | 12.5    | 6       | 1.2     | Max 0.5   | Micro   | 50  |
| 8151    | 0051199   | 10  | 112.5   | 12.5    | 12.5    | 6       | 1.2     | 0.2-1.6   | Flush   | 49  |
| 8151 CO | 0051694   | 10  | 112.5   | 12.5    | 12.5    | 6       | 1.2     | 0.2-1.6   | Flush   | 49  |
| 8152    | 0052097   | 10  | 112.5   | 12.5    | 12.5    | 6       | 1.2     | 0.1-1.25  | Ultra   | 49  |
| 8160    | 0051229   | 10  | 125.0   | 16.0    | 16.0    | 8       | 1.6     | 0.4-2.0   | Micro   | 88  |
| 8160 CO | 0051724   | 10  | 125.0   | 16.0    | 16.0    | 8       | 1.6     | 0.4-2.0   | Micro   | 88  |
| 8160 J  | 0051250   | 10  | 125.0   | 16.0    | 16.0    | 8       | 1.6     | Max 0.5   | Micro   | 87  |
| 8161    | 0051328   | 10  | 125.0   | 16.0    | 16.0    | 8       | 1.6     | 0.3-2.0   | Flush   | 88  |
| 8161 CO | 0051748   | 10  | 125.0   | 16.0    | 16.0    | 8       | 1.6     | 0.3-2.0   | Flush   | 88  |
| 8162    | 0051335   | 10  | 125.0   | 16.0    | 16.0    | 8       | 1.6     | 0.3-1.6   | Ultra   | 88  |



## 8143-8165

### 80-SERIES DIAGONAL CUTTERS TAPERED HEAD



- Material: High performance alloy steel
- Black finish
- Numerically controlled machine grinding guarantees edge angle accuracy and contact, increasing the tools reliability and consistency
- Precision induction hardened edges 63-65 HRC
- Screw joint that minimizes friction and maximizes alignment of cutting edges
- ESD safe handles in synthetic material with return spring
- Ideal for assembly work where accessibility is a consideration
- The cutting capacity that is given is for copper wire
- "CO" standard handle shape in conductive material

|         | <br>731415 |    | A<br>mm | B<br>mm | C<br>mm | D<br>mm | F<br>mm | <br>mm   |       | <br>g |
|---------|------------|----|---------|---------|---------|---------|---------|----------|-------|-------|
| 8143    | 0051021    | 10 | 110.0   | 10.0    | 10.0    | 6       | 0.8     | 0.2-1.25 | Micro | 46    |
| 8144    | 0051045    | 10 | 110.0   | 10.0    | 10.0    | 6       | 0.8     | 0.2-1.25 | Flush | 46    |
| 8144 CO | 0051601    | 10 | 110.0   | 10.0    | 10.0    | 6       | 0.8     | 0.2-1.25 | Flush | 46    |
| 8145    | 0051052    | 10 | 110.0   | 10.0    | 10.0    | 6       | 0.8     | 0.1-1.0  | Ultra | 46    |
| 8153    | 0051205    | 10 | 112.5   | 12.5    | 12.5    | 6       | 1.2     | 0.3-1.6  | Micro | 49    |
| 8154    | 0052103    | 10 | 112.5   | 12.5    | 12.5    | 6       | 1.2     | 0.2-1.6  | Flush | 49    |
| 8154 CO | 0052233    | 10 | 112.5   | 12.5    | 12.5    | 6       | 1.2     | 0.2-1.6  | Flush | 49    |
| 8155    | 0052110    | 10 | 112.5   | 12.5    | 12.5    | 6       | 1.2     | 0.2-1.25 | Ultra | 49    |
| 8163    | 0051342    | 10 | 125.0   | 16.0    | 16.0    | 8       | 1.6     | 0.4-2.0  | Micro | 88    |
| 8163 CO | 0051762    | 10 | 125.0   | 16.0    | 16.0    | 8       | 1.6     | 0.4-2.0  | Micro | 88    |
| 8164    | 0052141    | 10 | 125.0   | 16.0    | 16.0    | 8       | 1.6     | 0.3-2.0  | Flush | 88    |
| 8165    | 0052158    | 10 | 125.0   | 16.0    | 16.0    | 8       | 1.6     | 0.3-1.6  | Ultra | 88    |
| 8165 CO | 0052288    | 10 | 125.0   | 16.0    | 16.0    | 8       | 1.6     | 0.3-1.6  | Ultra | 88    |

## 8146-8158

### 80-SERIES DIAGONAL CUTTERS TAPERED AND RELIEVED HEAD



- Material: High performance alloy steel
- Black finish
- Numerically controlled machine grinding guarantees edge angle accuracy and contact, increasing the tools reliability and consistency
- Precision induction hardened edges 63-65 HRC
- Screw joint that minimizes friction and maximizes alignment of cutting edges
- ESD safe handles in synthetic material with return spring
- Ideal for use in confined spaces and for rework
- The cutting capacity that is given is for copper wire
- "CO" standard handle shape in conductive material

|         | <br>731415 |    | A<br>mm | B<br>mm | C<br>mm | D<br>mm | F<br>mm | <br>mm   |       | <br>g |
|---------|------------|----|---------|---------|---------|---------|---------|----------|-------|-------|
| 8146    | 0051076    | 10 | 110.0   | 10.0    | 10.0    | 6       | 0.8     | 0.2-1.0  | Micro | 46    |
| 8147    | 0051083    | 10 | 110.0   | 10.0    | 10.0    | 6       | 0.8     | 0.1-1.0  | Flush | 46    |
| 8148    | 0051090    | 10 | 110.0   | 10.0    | 10.0    | 6       | 0.8     | 0.1-0.8  | Ultra | 45    |
| 8148 CO | 0051656    | 10 | 110.0   | 10.0    | 10.0    | 6       | 0.8     | 0.1-0.8  | Ultra | 45    |
| 8156    | 0051212    | 10 | 112.5   | 12.5    | 12.5    | 6       | 1.0     | 0.3-1.25 | Micro | 49    |
| 8157    | 0052127    | 10 | 112.5   | 12.5    | 12.5    | 6       | 1.0     | 0.2-1.25 | Flush | 49    |
| 8158    | 0052134    | 10 | 112.5   | 12.5    | 12.5    | 6       | 1.0     | 0.2-1.0  | Ultra | 49    |



8149

## 80-SERIES DIAGONAL CUTTERS TIP CUTTER



- Material: High performance alloy steel
- Black finish
- Numerically controlled machine grinding guarantees edge angle accuracy and contact, increasing the tools reliability and consistency
- Precision induction hardened edges 58-60 HRC
- Screw joint that minimizes friction and maximizes alignment of cutting edges
- ESD safe handles in synthetic material with return spring
- Ideal for use with multi-lead components and for rework
- The cutting capacity that is given is for copper wire

|      |            |    |         |         |         |         |         |         |         |         |       |       |
|------|------------|----|---------|---------|---------|---------|---------|---------|---------|---------|-------|-------|
|      | <br>731415 |    | A<br>mm | B<br>mm | C<br>mm | D<br>mm | E<br>mm | G<br>mm | H<br>mm | <br>mm  |       | <br>g |
| 8149 | 0051106    | 10 | 114     | 14      | 5       | 6       | 5       | 5       | 3.2     | 0.1-0.6 | Flush | 48    |

8211

## 80-SERIES OBLIQUE CUTTERS 20° SHORT HEAD



- Material: High performance alloy steel
- Black finish
- Numerically controlled machine grinding guarantees edge angle accuracy and contact; increasing the tools reliability and consistency
- Precision induction hardened edges 63-65 HRC
- Screw joint that minimizes friction and maximizes alignment of cutting edges
- ESD safe handles in synthetic material with return spring
- Ideal for rework and close assembly needs
- The cutting capacity that is given is for copper wire

|      |            |   |         |         |         |         |         |         |       |       |
|------|------------|---|---------|---------|---------|---------|---------|---------|-------|-------|
|      | <br>731415 |   | A<br>mm | B<br>mm | C<br>mm | D<br>mm | G<br>mm | <br>mm  |       | <br>g |
| 8211 | 0101030    | 1 | 110     | 9.5     | 10      | 6       | 4.1     | 0.2-1.2 | Flush | 43    |



8247

## 80-SERIES OBLIQUE CUTTERS 45° LONG HEAD




- Material: High performance alloy steel
- Black finish
- Numerically controlled machine grinding guarantees edge angle accuracy and contact; increasing the tools reliability and consistency
- Precision induction hardened edges 63-65 HRC
- Screw joint that minimizes friction and maximizes alignment of cutting edges
- ESD safe handles in synthetic material with return spring
- Ideal for rework and close assembly needs
- The cutting capacity that is given is for copper wire
- "CO" standard handle shape in conductive material

|         |                   |   | A<br>mm | B<br>mm | C<br>mm | D<br>mm | G<br>mm |               |       |    |
|---------|-------------------|---|---------|---------|---------|---------|---------|---------------|-------|----|
| 8247    | 731415<br>0051397 | 1 | 117.5   | 18      | 10      | 6       | 6.7     | 0.2-1.0<br>mm | Flush | 51 |
| 8247 CO | 0051809           | 1 | 117.5   | 18      | 10      | 6       | 6.7     | 0.2-1.0<br>mm | Flush | 51 |

8248

## 80-SERIES OBLIQUE CUTTERS 45° LONG HEAD, RELIEVED



- Material: High performance alloy steel
- Black finish
- Numerically controlled machine grinding guarantees edge angle accuracy and contact; increasing the tools reliability and consistency
- Precision induction hardened edges 63-65 HRC
- Screw joint that minimizes friction and maximizes alignment of cutting edges
- ESD safe handles in synthetic material with return spring
- Ideal for rework and close assembly needs
- The cutting capacity that is given is for copper wire
- "CO" standard handle shape in conductive material

|         |                   |   | A<br>mm | B<br>mm | C<br>mm | D<br>mm | G<br>mm |               |       |    |
|---------|-------------------|---|---------|---------|---------|---------|---------|---------------|-------|----|
| 8248    | 731415<br>0051427 | 1 | 117.5   | 18      | 10      | 6       | 6.7     | 0.2-0.8<br>mm | Flush | 51 |
| 8248 CO | 0051823           | 1 | 117.5   | 18      | 10      | 6       | 6.7     | 0.2-0.8<br>mm | Flush | 51 |



## 813/814

## 80-SERIES LEAD CATCHERS




- Patented 80-series accessories hold cut wires, preventing injury and keeping leads from flying into the assembly
- Lead catchers for 8130 and 8140 series can be removed and reused

|     | <br>731415 |   |                         |   |
|-----|------------|---|-------------------------|---|
| 813 | 0055852    | 1 | 8130-8132, RX 8130-8132 | 4 |
| 814 | 0055845    | 1 | 8140-8148, RX 8140-8148 | 4 |

## 7190, 7191

## SUPREME-SERIES DIAGONAL CUTTERS TAPERED HEAD



- Material: High performance alloy steel
- Polished
- Numerically controlled machine grinding guarantees edge angle accuracy and contact, increasing the tools reliability and consistency
- Precision induction hardened edges 58-60 HRC
- Screw joint that minimizes friction and maximizes alignment of cutting edges
- ESD safe handles in synthetic material with return spring
- The cutting capacity that is given is for copper wire
- "CO" standard handle shape in conductive material



|         | <br>731415 |    | A<br>mm | B<br>mm | C<br>mm | D<br>mm | F<br>mm | <br>mm  |       |    |
|---------|------------|----|---------|---------|---------|---------|---------|---------|-------|----|
| 7190    | 0052479    | 10 | 109     | 9       | 9       | 6       | 1       | 0.2-1.0 | Micro | 50 |
| 7190 CO | 0052790    | 1  | 109     | 9       | 9       | 6       | 1       | 0.2-1.0 | Micro | 50 |
| 7191    | 0052509    | 1  | 109     | 9       | 9       | 6       | 1       | 0.1-1.0 | Flush | 50 |
| 7191 CO | 0052806    | 1  | 109     | 9       | 9       | 6       | 1       | 0.1-1.0 | Flush | 50 |





7280

## SUPREME-SERIES OBLIQUE CUTTERS REVERSE ANGLE



- Material: High performance alloy steel
- Polished
- Numerically controlled machine grinding guarantees edge angle accuracy and contact; increasing the tools reliability and consistency
- Precision induction hardened edges 58-60 HRC
- Screw joint that minimizes friction and maximizes alignment of cutting edges
- ESD safe handles in synthetic material with return spring
- Ideal for use in confined spaces
- The cutting capacity that is given is for copper wire

|      |            |   |         |         |         |         |         |        |       |       |
|------|------------|---|---------|---------|---------|---------|---------|--------|-------|-------|
|      | <br>731415 |   | A<br>mm | B<br>mm | C<br>mm | D<br>mm | G<br>mm | <br>mm |       | <br>g |
| 7280 | 0052523    | 1 | 118     | 18      | 9       | 6       | 3.5     | 0.2-08 | Flush | 54    |

7285

## SUPREME-SERIES OBLIQUE CUTTERS



- Material: High performance alloy steel
- Polished
- Numerically controlled machine grinding guarantees edge angle accuracy and contact; increasing the tools reliability and consistency
- Precision induction hardened edges 58-60 HRC
- Screw joint that minimizes friction and maximizes alignment of cutting edges
- ESD safe handles in synthetic material with return spring
- Ideal for rework and close assembly needs
- The cutting capacity that is given is for copper wire

|      |            |   |         |         |         |         |         |         |       |       |
|------|------------|---|---------|---------|---------|---------|---------|---------|-------|-------|
|      | <br>731415 |   | A<br>mm | B<br>mm | C<br>mm | D<br>mm | G<br>mm | <br>mm  |       | <br>g |
| 7285 | 0052530    | 1 | 120     | 20      | 9       | 6       | 6.7     | 0.2-1.0 | Flush | 56    |



## 7290,7291

### SUPREME-SERIES OBLIQUE CUTTERS



- Material: High performance alloy steel
- Polished
- Numerically controlled machine grinding guarantees edge angle accuracy and contact; increasing the tools reliability and consistency
- Precision induction hardened edges 58-60 HRC
- Screw joint that minimizes friction and maximizes alignment of cutting edges
- ESD safe handles in synthetic material with return spring
- Angled shape ideal for use in confined spaces
- The cutting capacity that is given is for copper wire

|      | <br>731415 |   | A<br>mm | B<br>mm | C<br>mm | G<br>mm | <br>mm    |       | <br>g |
|------|------------|---|---------|---------|---------|---------|-----------|-------|-------|
| 7290 | 0052547    | 1 | 108     | 8       | 10.5    | 15      | 0.35-1.25 | Micro | 56    |
| 7291 | 0052554    | 1 | 108     | 8       | 10.5    | 15      | 0.35-1.25 | Flush | 56    |

## 7293

### SUPREME-SERIES OBLIQUE CUTTERS



- Material: High performance alloy steel
- Polished
- Numerically controlled machine grinding guarantees edge angle accuracy and contact; increasing the tools reliability and consistency
- Precision induction hardened edges 58-60 HRC
- Screw joint that minimizes friction and maximizes alignment of cutting edges
- ESD safe handles in synthetic material with return spring
- Angled shape ideal for use in confined spaces
- The cutting capacity that is given is for copper wire

|      | <br>731415 |    | A<br>mm | B<br>mm | C<br>mm | G<br>mm | <br>mm   |       | <br>g |
|------|------------|----|---------|---------|---------|---------|----------|-------|-------|
| 7293 | 0052592    | 10 | 108     | 8       | 10.5    | 8       | 0.35-1.0 | Flush | 56    |



7292

## END CUTTERS



- Material: High performance alloy steel
- Polished
- Numerically controlled machine grinding guarantees edge angle accuracy and contact; increasing the tools reliability and consistency
- Precision induction hardened edges 58-60 HRC
- Screw joint that minimizes friction and maximizes alignment of cutting edges
- ESD safe handles in synthetic material with return spring
- Miniature head ideal for use in confined spaces
- The cutting capacity that is given is for copper wire

|      |            |   |         |         |         |         |         |         |          |       |       |
|------|------------|---|---------|---------|---------|---------|---------|---------|----------|-------|-------|
|      | <br>731415 |   | A<br>mm | B<br>mm | C<br>mm | D<br>mm | E<br>mm | F<br>mm | <br>mm   |       | <br>g |
| 7292 | 0052578    | 1 | 115     | 15      | 9       | 6       | 3.2     | 4       | 0.35-0.8 | Flush | 54    |

7490

## SUPREME-SERIES HOLDING PLIERS FLAT NOSE PLIER




- Material: High performance alloy steel
- Polished
- Numerically controlled machine grinding guarantees accuracy and increases the tools reliability and consistency
- Tough hardened 42-46 HRC
- Screw joint that minimizes friction and maximizes jaw alignment
- ESD safe handles in synthetic material with return spring
- 20 mm of smooth gripping jaws with radiused edges
- "CO" standard handle shape in conductive material

|         |            |   |         |         |         |         |         |         |       |
|---------|------------|---|---------|---------|---------|---------|---------|---------|-------|
|         | <br>731415 |   | A<br>mm | B<br>mm | C<br>mm | D<br>mm | E<br>mm | F<br>mm | <br>g |
| 7490    | 0052646    | 1 | 120     | 20      | 9       | 6       | 1.2     | 3.2     | 53    |
| 7490 CO | 0052875    | 1 | 120     | 20      | 9       | 6       | 1.2     | 3.2     | 53    |



## 7590

### SUPREME-SERIES ROUND NOSE PLIERS



- Material: High performance alloy steel
- Polished
- Numerically controlled machine grinding guarantees accuracy and increases the tools reliability and consistency
- Tough hardened 42-46 HRC
- Screw joint that minimizes friction and maximizes jaw alignment
- ESD safe handles in synthetic material with return spring
- Round jaws with no sharp edges
- “CO” standard handle shape in conductive material

|         | <br>731415 |   | A<br>mm | B<br>mm | C<br>mm | D<br>mm | E<br>mm | F<br>mm | <br>g |
|---------|------------|---|---------|---------|---------|---------|---------|---------|-------|
| 7590    | 0052660    | 1 | 120     | 20      | 9       | 6       | 1.8     | 0.9     | 54    |
| 7590 CO | 0052882    | 1 | 120     | 20      | 9       | 6       | 1.8     | 0.9     | 54    |

## 7890, 7891

### SUPREME-SERIES SNIPE NOSE PLIERS



- Material: High performance alloy steel
- Polished
- Numerically controlled machine grinding guarantees accuracy and increases the tools reliability and consistency
- Tough hardened 42-46 HRC
- Screw joint that minimizes friction and maximizes jaw alignment
- ESD safe handles in synthetic material with return spring
- 32 mm jaws with radiused edges
- 7890 with smooth jaws
- 7891 with serrated jaws
- “CO” standard handle shape in conductive material

|         | <br>731415 |   | A<br>mm | B<br>mm | C<br>mm | D<br>mm | E<br>mm | F<br>mm | <br>g |
|---------|------------|---|---------|---------|---------|---------|---------|---------|-------|
| 7890    | 0052691    | 1 | 132     | 32      | 9       | 6       | 1.2     | 0.8     | 60    |
| 7890 CO | 0052899    | 1 | 132     | 32      | 9       | 6       | 1.2     | 0.8     | 60    |
| 7891    | 0052714    | 1 | 132     | 32      | 9       | 6       | 1.2     | 0.8     | 59    |
| 7891 CO | 0052905    | 1 | 132     | 32      | 9       | 6       | 1.2     | 0.8     | 59    |



7892

## SUPREME-SERIES SNIPE NOSE PLIERS, WITH BENT TIP



- Material: High performance alloy steel
- Polished
- Numerically controlled machine grinding guarantees accuracy and increases the tools reliability and consistency
- Tough hardened 42-46 HRC
- Screw joint that minimizes friction and maximizes jaw alignment
- ESD safe handles in synthetic material with return spring
- 29 mm of smooth jaws bent at 60° with radiused edges

|      |            |   |         |         |         |         |         |         |       |
|------|------------|---|---------|---------|---------|---------|---------|---------|-------|
|      | <br>731415 |   | A<br>mm | B<br>mm | C<br>mm | D<br>mm | E<br>mm | F<br>mm | <br>g |
| 7892 | 0052738    | 1 | 129     | 29      | 9       | 6       | 1.2     | 0.8     | 59    |

7893

## SUPREME-SERIES SHORT SNIPE NOSE PLIERS



- Material: High performance alloy steel
- Polished
- Numerically controlled machine grinding guarantees accuracy and increases the tools reliability and consistency
- Tough hardened 42-46 HRC
- Screw joint that minimizes friction and maximizes jaw alignment
- ESD safe handles in synthetic material with return spring
- 20 mm of smooth jaws with radiused edges

|      |            |   |         |         |         |         |         |         |       |
|------|------------|---|---------|---------|---------|---------|---------|---------|-------|
|      | <br>731415 |   | A<br>mm | B<br>mm | C<br>mm | D<br>mm | E<br>mm | F<br>mm | <br>g |
| 7893 | 0052769    | 1 | 120     | 20      | 9       | 6       | 1.2     | 0.8     | 56    |

HS6000

## MULTIPURPOSE SHEAR



- Multipurpose shear
- High carbon steel blades with a hardness of 57-59 HRC
- Serrations on one edge to prevent the material being cut from sliding away
- Precision screw joint that minimizes friction and maximizes alignment of cutting edges
- User friendly while optimizing durability and precision, fits comfortably in either hand
- ESD safe non-slip grips provide cushioning and secure grasp
- Designed to cut tough Kevlar elements used in fibre optic and other types of cables
- Ideal for many other applications such as cutting insulation, cables, ties and corded material of all types

|        |            |   |         |         |         |         |         |         |       |
|--------|------------|---|---------|---------|---------|---------|---------|---------|-------|
|        | <br>731415 |   | A<br>mm | B<br>mm | C<br>mm | D<br>mm | E<br>mm | F<br>mm | <br>g |
| HS6000 | 0113781    | 1 | 145.0   | 29.0    | 12.7    | 6.4     | 2.2     | 2.0     | 88    |



## TL -ET

### SOFT TOUCH TWEEZERS, ESD-SAFE



- High quality, precision tweezers with comfortable, soft and “tactile” grips
- Material: Static dissipative material provides reliable ESD protection, anti-acid, anti-magnetic stainless steel for use in many electronic environments
- Finish: Polished
- ESD-safe packaging protects tweezers on workbench and in tool cases

|             | <br>731151 |   |    | <br>L<br>mm | <br>g |
|-------------|------------|---|----|-------------|-------|
| TL 00-SA-ET | 8279219    | 1 | 00 | 120         | 28    |
| TL 3-SA-ET  | 8279356    | 1 | 3  | 120         | 19    |

## TL 00B-SA

### HIGH PRECISION TWEEZERS



- High precision tweezers
- Material: Stainless steel, anti-magnetic, anti-acid
- Finish: Polished
- Thick tips and serrated grips

|           | <br>731415 |   |        | <br>L<br>mm | <br>g |
|-----------|------------|---|--------|-------------|-------|
| TL 00B-SA | 0109555    | 1 | 00B-SA | 120         | 21    |

## TL 00D-SA

### HIGH PRECISION TWEEZERS



- High precision tweezers
- Material: Stainless steel, anti-magnetic, anti-acid
- Finish: Polished
- Serrated tips and grips

|           | <br>731415 |   |        | <br>L<br>mm | <br>g |
|-----------|------------|---|--------|-------------|-------|
| TL 00D-SA | 0109562    | 1 | 00D-SA | 120         | 21    |

## TL 00-SA

### HIGH PRECISION TWEEZERS



- High precision tweezers with flat edge and thick tips
- Material: Stainless steel, anti-magnetic, anti-acid
- Finish: Polished



|             | <br>731415 |   |       | <br>L<br>mm | <br>g |
|-------------|------------|---|-------|-------------|-------|
| TL 00-SA    | 0109579    | 1 | 00-SA | 120         | 22    |
| TL 00-SA-SL | 0115228    | 5 | 00-SA | 120         | 22    |



## TL 0C9-SA

## HIGH PRECISION TWEEZERS



- High precision tweezers with flat edge and thick tips
- Material: Stainless steel, anti-magnetic, anti-acid
- Finish: Polished

|           |            |   |        |             |       |
|-----------|------------|---|--------|-------------|-------|
|           | <br>731415 |   |        | <br>L<br>mm | <br>g |
| TL 0C9-SA | 0109586    | 1 | 0C9-SA | 90          | 7     |

## TL 0-SA

## HIGH PRECISION TWEEZERS



- High precision tweezers with flat edge and fine tips
- Material: Stainless steel, anti-magnetic, anti-acid
- Finish: Polished

|         |            |   |      |             |       |
|---------|------------|---|------|-------------|-------|
|         | <br>731415 |   |      | <br>L<br>mm | <br>g |
| TL 0-SA | 0109593    | 1 | 0-SA | 120         | 21    |

## TL 10G-SA

## HIGH PRECISION TWEEZERS



- High precision tweezers with serrated tips and grips
- Material: Stainless steel, anti-magnetic, anti-acid
- Finish: Polished

|           |            |   |        |             |       |
|-----------|------------|---|--------|-------------|-------|
|           | <br>731415 |   |        | <br>L<br>mm | <br>g |
| TL 10G-SA | 0109609    | 1 | 10G-SA | 110         | 13    |

## TL 15AP

## HIGH PRECISION TWEEZERS



- Cutting tweezer with parallel cutting tips



|         |            |   |       |             |       |
|---------|------------|---|-------|-------------|-------|
|         | <br>731415 |   |       | <br>L<br>mm | <br>g |
| TL 15AP | 0109630    | 1 | 15 AP | 115         | 27    |



## TL 1-SA

### HIGH PRECISION TWEEZERS



TL 1-SA

- High precision tweezers with strong, accurate tips
- Material: Stainless steel, anti-magnetic, anti-acid
- Finish: Polished

|            | <br>731415 |   |      | <br>L<br>mm | <br>g |
|------------|------------|---|------|-------------|-------|
| TL 1-SA    | 0109647    | 1 | 1-SA | 120         | 13    |
| TL 1-SA-SL | 0115235    | 5 | 1-SA | 120         | 13    |

## TL 2AB-SA

### HIGH PRECISION TWEEZERS



- High precision tweezers with flat, curved, round tips
- Material: Stainless steel, anti-magnetic, anti-acid
- Finish: Polished

|           | <br>731415 |   |        | <br>L<br>mm | <br>g |
|-----------|------------|---|--------|-------------|-------|
| TL 2AB-SA | 0110094    | 1 | 2AB-SA | 120         | 15    |

## TL 2A-SA

### HIGH PRECISION TWEEZERS



- High precision tweezers with strong, sharp tips
- Material: Stainless steel, anti-magnetic, anti-acid
- Finish: Polished

|             | <br>731415 |   |       | <br>L<br>mm | <br>g |
|-------------|------------|---|-------|-------------|-------|
| TL 2A-SA    | 0110100    | 1 | 2A-SA | 120         | 15    |
| TL 2A-SA-SL | 0115259    | 5 | 2A-SA | 120         | 15    |

## TL 2-SA

### HIGH PRECISION TWEEZERS



- High precision tweezers with strong, sharp-tips
- Material: Stainless steel, anti-magnetic, anti-acid
- Finish: Polished

|            | <br>731415 |   |      | <br>L<br>mm | <br>g |
|------------|------------|---|------|-------------|-------|
| TL 2-SA    | 0110117    | 1 | 2-SA | 120         | 15    |
| TL 2-SA-SL | 0115242    | 5 | 2-SA | 120         | 15    |





## TL 3C-SA

## HIGH PRECISION TWEEZERS



- High precision tweezers with very sharp tips
- Material: Stainless steel, anti-magnetic, anti-acid
- Finish: Polished

|             | <br>731415 |   |       | <br>L<br>mm | <br>g |
|-------------|------------|---|-------|-------------|-------|
| TL 3C-SA    | 0110148    | 1 | 3C-SA | 110         | 7     |
| TL 3C-SA-SL | 0115273    | 5 | 3C-SA | 110         | 7     |

## TL 3C-TA

## HIGH PRECISION TWEEZERS



- High precision tweezers with very sharp tips
- Material: Titanium, anti-magnetic, anti-acid
- Finish: Polished

|          | <br>731415 |   |       | <br>L<br>mm | <br>g |
|----------|------------|---|-------|-------------|-------|
| TL 3C-TA | 0110155    | 1 | 3C-TA | 110         | 7     |

## TL 3-SA

## HIGH PRECISION TWEEZERS



- High precision tweezers with very sharp tips
- Material: Stainless steel, anti-magnetic, anti-acid
- Finish: Polished

|            | <br>731415 |   |      | <br>L<br>mm | <br>g |
|------------|------------|---|------|-------------|-------|
| TL 3-SA    | 0110162    | 1 | 3-SA | 120         | 13    |
| TL 3-SA-SL | 0115266    | 5 | 3-SA | 120         | 13    |

## TL 4-SA

## HIGH PRECISION TWEEZERS



- High precision tweezers, tapered and relieved, extra fine tips
- Material: Stainless steel, anti-magnetic, anti-acid
- Finish: Polished

|            | <br>731415 |   |      | <br>L<br>mm | <br>g |
|------------|------------|---|------|-------------|-------|
| TL 4-SA    | 0110186    | 1 | 4-SA | 110         | 13    |
| TL 4-SA-SL | 0115280    | 5 | 4-SA | 110         | 13    |



## TL 51S-SA

### HIGH PRECISION TWEEZERS



- High precision tweezers with extra fine, double bent tips
- Material: Stainless steel, anti-magnetic, anti-acid
- Finish: Polished

|           |            |   |        |             |       |
|-----------|------------|---|--------|-------------|-------|
|           | <br>731415 |   |        | <br>L<br>mm | <br>g |
| TL 51S-SA | 0110209    | 1 | 51S-SA | 115         | 13    |

## TL 5A-SA

### HIGH PRECISION TWEEZERS



- High precision tweezers with extra fine tips
- Material: Stainless steel, anti-magnetic, anti-acid
- Finish: Polished

|             |            |   |       |             |       |
|-------------|------------|---|-------|-------------|-------|
|             | <br>731415 |   |       | <br>L<br>mm | <br>g |
| TL 5A-SA    | 0110216    | 1 | 5A-SA | 115         | 13    |
| TL 5A-SA-SL | 0115303    | 5 | 5A-SA | 115         | 13    |

## TL 5B-SA

### HIGH PRECISION TWEEZERS



- High precision tweezers with extra fine bent tips
- Material: Stainless steel, anti-magnetic, anti-acid
- Finish: Polished

|          |            |   |       |             |       |
|----------|------------|---|-------|-------------|-------|
|          | <br>731415 |   |       | <br>L<br>mm | <br>g |
| TL 5B-SA | 0110223    | 1 | 5B-SA | 110         | 13    |

## TL 5-SA

### HIGH PRECISION TWEEZERS




- High precision tweezers tapered and relieved with extra fine tips
- Material: Stainless steel, anti-magnetic, anti-acid
- Finish: Polished

|            |            |   |      |             |       |
|------------|------------|---|------|-------------|-------|
|            | <br>731415 |   |      | <br>L<br>mm | <br>g |
| TL 5-SA    | 0110247    | 1 | 5-SA | 110         | 12    |
| TL 5-SA-SL | 0115297    | 5 | 5-SA | 110         | 12    |



## TL 5-TA

## HIGH PRECISION TWEEZERS



- High precision tweezers tapered and relieved with extra fine tips
- Material: Titanium, anti-magnetic, anti-acid
- Finish: Polished

|         |            |   |      |             |       |
|---------|------------|---|------|-------------|-------|
|         | <br>731415 |   |      | <br>L<br>mm | <br>g |
| TL 5-TA | 0110254    | 1 | 5-TA | 110         | 7     |

## TL 65A-SA

## HIGH PRECISION TWEEZERS



- High precision tweezers with long, fine curved tips
- Material: Stainless steel, anti-magnetic, anti-acid
- Finish: Polished

|           |            |   |        |             |       |
|-----------|------------|---|--------|-------------|-------|
|           | <br>731415 |   |        | <br>L<br>mm | <br>g |
| TL 65A-SA | 0110278    | 1 | 65A-SA | 140         | 12    |

## TL 7A-SA

## HIGH PRECISION TWEEZERS



- High precision tweezers with strong, curved tips
- Material: Stainless steel, anti-magnetic, anti-acid
- Finish: Polished

|             |            |   |       |             |       |
|-------------|------------|---|-------|-------------|-------|
|             | <br>731415 |   |       | <br>L<br>mm | <br>g |
| TL 7A-SA    | 0110285    | 1 | 7A-SA | 115         | 14    |
| TL 7A-SA-SL | 0115327    | 5 | 7A-SA | 115         | 14    |

## TL 7-SA

## HIGH PRECISION TWEEZERS



- High precision tweezers with fine, curved tips
- Material: Stainless steel, anti-magnetic, anti-acid
- Finish: Polished

|            |            |   |      |             |       |
|------------|------------|---|------|-------------|-------|
|            | <br>731415 |   |      | <br>L<br>mm | <br>g |
| TL 7-SA    | 0110292    | 1 | 7-SA | 115         | 13    |
| TL 7-SA-SL | 0115310    | 5 | 7-SA | 115         | 13    |



## TL AC-SA

### HIGH PRECISION TWEEZERS



- High precision tweezers with strong tips and serrated grips
- Material: Stainless steel, anti-magnetic, anti-acid
- Finish: Polished

|             |            |   |       |             |       |
|-------------|------------|---|-------|-------------|-------|
|             | <br>731415 |   |       | <br>L<br>mm | <br>g |
| TL AC-SA-SL | 0115341    | 5 | AC-SA | 110         | 18    |

## TL SS-SA

### HIGH PRECISION TWEEZERS



- High precision tweezers with long, slender and fine tips
- Material: Stainless steel, anti-magnetic, anti-acid
- Finish: Polished

|             |            |   |       |             |       |
|-------------|------------|---|-------|-------------|-------|
|             | <br>731415 |   |       | <br>L<br>mm | <br>g |
| TL SS-SA    | 0109937    | 1 | SS-SA | 140         | 12    |
| TL SS-SA-SL | 0115358    | 5 | SS-SA | 140         | 12    |

## TL 124-SA

### GENERAL PURPOSE TWEEZERS



- High precision tweezers with strong, double-bent tips and serrated grips and tips
- Material: Stainless steel, anti-magnetic, anti-acid
- Finish: Polished

|           |            |   |        |             |       |
|-----------|------------|---|--------|-------------|-------|
|           | <br>731415 |   |        | <br>L<br>mm | <br>g |
| TL 124-SA | 0110018    | 1 | 124-SA | 150         | 20    |

## TL 2AX-SA

### GENERAL PURPOSE TWEEZERS



- Reverse action tweezers, 2A style
- Material: Stainless steel, anti-magnetic, anti-acid
- Finish: Polished

|           |            |   |        |             |       |
|-----------|------------|---|--------|-------------|-------|
|           | <br>731415 |   |        | <br>L<br>mm | <br>g |
| TL 2AX-SA | 0110025    | 1 | 2AX-SA | 120         | 15    |



## TL 475-SA

## STRONG PRECISION TIP TWEEZERS



- General purpose tweezers with strong blunt tips and serrated grips and tips
- Material: Stainless steel, anti-magnetic, anti-acid
- Finish: Polished

|           |         |   |        |     |    |
|-----------|---------|---|--------|-----|----|
|           |         |   |        |     |    |
| TL 475-SA | 0110032 | 1 | 475-SA | 140 | 25 |

## TL 648-SA

## STRONG PRECISION TIP TWEEZERS



- General purpose tweezers with fine tips and serrated grips and tips
- Material: Stainless steel, anti-magnetic, anti-acid
- Finish: Polished

|           |         |   |        |     |    |
|-----------|---------|---|--------|-----|----|
|           |         |   |        |     |    |
| TL 648-SA | 0110049 | 1 | 648-SA | 150 | 25 |

## TL 649-SA

## STRONG PRECISION TIP TWEEZERS



- General purpose tweezers with fine, serrated and bent tips
- Material: Stainless steel, anti-magnetic, anti-acid
- Finish: Polished

|           |         |   |        |     |    |
|-----------|---------|---|--------|-----|----|
|           |         |   |        |     |    |
| TL 649-SA | 0110063 | 1 | 649-SA | 150 | 25 |

## TL 231-SA

## STRONG PRECISION TIP TWEEZERS



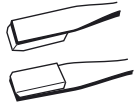
- General purpose tweezers with strong serrated precision tips
- Material: Stainless steel, anti-magnetic, anti-acid
- Finish: Polished

|           |         |   |        |     |    |
|-----------|---------|---|--------|-----|----|
|           |         |   |        |     |    |
| TL 231-SA | 0110087 | 1 | 231-SA | 120 | 14 |



## TL 577-SA

### PRECISION COMPONENT HANDLING TWEEZERS

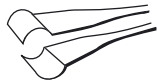


- Tweezers with straight tips,  $\varnothing$  4 mm, for components  $\varnothing$  2.0 mm with serrated grips
- Material: Stainless steel, anti-magnetic, anti-acid
- Finish: Polished

|           |            |   |        |             |       |
|-----------|------------|---|--------|-------------|-------|
|           | <br>731415 |   |        | <br>L<br>mm | <br>g |
| TL 577-SA | 0110421    | 1 | 577-SA | 115         | 13    |

## TL 578-SA

### PRECISION COMPONENT HANDLING TWEEZERS

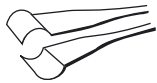


- Tweezers with angled tips  $90^\circ$ ,  $\varnothing$  6 mm, for components  $\varnothing$  2,0 mm with serrated grips
- Material: Stainless steel, anti-magnetic, anti-acid
- Finish: Polished

|           |            |   |        |             |       |
|-----------|------------|---|--------|-------------|-------|
|           | <br>731415 |   |        | <br>L<br>mm | <br>g |
| TL 578-SA | 0110438    | 1 | 578-SA | 115         | 15    |

## TL 582-SA

### PRECISION COMPONENT HANDLING TWEEZERS



- Tweezers with angled tips  $90^\circ$ ,  $\varnothing$  4 mm, for components  $\varnothing$  1,0 mm with serrated grips
- Material: Stainless steel, anti-magnetic, anti-acid
- Finish: Polished

|           |            |   |        |             |       |
|-----------|------------|---|--------|-------------|-------|
|           | <br>731415 |   |        | <br>L<br>mm | <br>g |
| TL 582-SA | 0110452    | 1 | 582-SA | 115         | 15    |

## TL AA-S

### BOLEY STYLE TWEEZERS



- Boley style tweezers with strong fine tips
- Material: Stainless steel
- Finish: Polished

|         |            |   |      |             |       |
|---------|------------|---|------|-------------|-------|
|         | <br>731415 |   |      | <br>L<br>mm | <br>g |
| TL AA-S | 0110544    | 1 | AA-S | 130         | 16    |



## TL AA-SA

## BOLEY STYLE TWEEZERS



- Boley style tweezers with strong fine tips
- Material: Stainless steel, anti-magnetic, anti-acid
- Finish: Polished

|             | <br>731415 |   |    | <br>L<br>mm | <br>g |
|-------------|------------|---|----|-------------|-------|
| TL AA-SA    | 0110551    | 1 | AA | 130         | 17    |
| TL AA-SA-SL | 0115334    | 5 | AA | 130         | 17    |

## TL AA-TA

## BOLEY STYLE TWEEZERS



- Boley style tweezers with strong fine tips
- Material: Titanium, anti-magnetic
- Finish: Polished

|          | <br>731415 |   |       | <br>L<br>mm | <br>g |
|----------|------------|---|-------|-------------|-------|
| TL AA-TA | 0110575    | 1 | AA-TA | 130         | 10    |

## TL MM-SA

## BOLEY STYLE TWEEZERS



- Boley style tweezers with strong tips
- Material: Stainless steel, anti-magnetic, anti-acid
- Finish: Polished

|             | <br>731415 |   |       | <br>L<br>mm | <br>g |
|-------------|------------|---|-------|-------------|-------|
| TL MM-SA-SL | 0115365    | 5 | MM-SA | 130         | 15    |

## TL 251-SA

## TWEEZERS WITH FIBRE TIPS



- Tweezer with special tip
- Material: Stainless steel body and carbon fibre tips
- Finish: Polished
- Tips are 10 mm

|           | <br>731415 |   |        | <br>L<br>mm | <br>g |
|-----------|------------|---|--------|-------------|-------|
| TL 251-SA | 0110643    | 1 | 251-SA | 110         | 17    |



## TL 252-SA

### TWEEZERS WITH FIBRE TIPS



- Tweezer with special tip
- Material: Stainless steel body and carbon fibre tips
- Finish: Polished
- Tips are 6 mm

|           |            |   |        |             |       |
|-----------|------------|---|--------|-------------|-------|
|           | <br>731415 |   |        | <br>L<br>mm | <br>g |
| TL 252-SA | 0110650    | 1 | 252-SA | 110         | 17    |

## TL 253-SA

### TWEEZERS WITH FIBRE TIPS



- Tweezer with special tip
- Material: Stainless steel body and carbon fibre tips
- Finish: Polished
- Tips are 2.5 mm

|           |            |   |        |             |       |
|-----------|------------|---|--------|-------------|-------|
|           | <br>731415 |   |        | <br>L<br>mm | <br>g |
| TL 253-SA | 0110667    | 1 | 253-SA | 110         | 17    |

## TL 269CF-SA

### TWEEZERS WITH FIBRE TIPS



- Tweezer with special tip
- Material: Stainless steel body and carbon fibre tips
- Finish: Polished
- Tips are 3 mm, 2A style

|             |            |   |           |             |       |
|-------------|------------|---|-----------|-------------|-------|
|             | <br>731415 |   |           | <br>L<br>mm | <br>g |
| TL 269CF-SA | 0110735    | 1 | 269 CF-SA | 130         | 16    |

## TL 249CFR-SA

### TWEEZERS WITH REPLACEABLE CARBON FIBRE TIPS



- Tweezer with special tip
- Material: Stainless steel body and carbon fibre tips
- Finish: Polished
- Tips have flat edge and thick tips

|              |            |   |            |             |       |
|--------------|------------|---|------------|-------------|-------|
|              | <br>731415 |   |            | <br>L<br>mm | <br>g |
| TL 249CFR-SA | 0115143    | 1 | 249 CFR-SA | 130         | 17    |





## TL 259CFR-SA

### TWEEZERS WITH REPLACEABLE CARBON FIBRE TIPS



- Tweezer with special extra fine tips
- Material: Stainless steel body and carbon fibre tips
- Finish: Polished

|               |         |   |           |     |    |
|---------------|---------|---|-----------|-----|----|
|               |         |   |           |     |    |
| TL 259 CFR-SA | 0115150 | 1 | 259CFR-SA | 130 | 19 |

## TL 00CFR-SA

### TWEEZERS WITH REPLACEABLE CARBON FIBRE TIPS



- Tweezer with flat edge and thick tips
- Material: Stainless steel body and carbon fibre tips
- Finish: Polished

|             |         |   |          |     |    |
|-------------|---------|---|----------|-----|----|
|             |         |   |          |     |    |
| TL 00CFR-SA | 0115402 | 1 | 00CFR-SA | 130 | 19 |

## TL 2ACFR-SA

### TWEEZERS WITH REPLACEABLE CARBON FIBRE TIPS



- Tweezer with special flat round tips
- Material: Stainless steel body and carbon fibre tips
- Finish: Polished

|             |         |   |           |     |    |
|-------------|---------|---|-----------|-----|----|
|             |         |   |           |     |    |
| TL 2ACFR-SA | 0115419 | 1 | 2A CFR-SA | 130 | 19 |

## TL 5CFR-SA

### TWEEZERS WITH REPLACEABLE CARBON FIBRE TIPS



- Tweezer with special extra fine tips
- Material: Stainless steel body and carbon fibre tips
- Finish: Polished

|            |         |   |          |     |    |
|------------|---------|---|----------|-----|----|
|            |         |   |          |     |    |
| TL 5CFR-SA | 0115426 | 1 | 5 CFR-SA | 130 | 19 |



## TL 7CFR-SA

### TWEEZERS WITH REPLACEABLE CARBON FIBRE TIPS



- Tweezer with fine curved special tips
- Material: Stainless steel body and carbon fibre tips
- Finish: Polished

|            |            |   |          |             |       |
|------------|------------|---|----------|-------------|-------|
|            | <br>731415 |   |          | <br>L<br>mm | <br>g |
| TL 7CFR-SA | 0115433    | 1 | 7 CFR-SA | 130         | 19    |

## TL 249ACF

### REPLACEMENT TIPS




- Flat edge and thick tips
- Includes 2 tips and 2 screws in a plastic bag

|            |            |   |         |             |       |
|------------|------------|---|---------|-------------|-------|
|            | <br>731415 |   |         | <br>L<br>mm | <br>g |
| TL 249 ACF | 0115174    | 1 | 249 ACF | 40          | 2     |

## TL 259ACF

### REPLACEMENT TIPS



- Extra fine tips
- Includes 2 tips and 2 screws in a plastic bag

|            |            |   |         |             |       |
|------------|------------|---|---------|-------------|-------|
|            | <br>731415 |   |         | <br>L<br>mm | <br>g |
| TL 259 ACF | 0115167    | 1 | 259 ACF | 40          | 2     |

## TL 2AACF

### REPLACEMENT TIPS



- Replacement tips
- Includes 2 tips and 2 screws in a plastic bag

|          |            |   |       |             |       |
|----------|------------|---|-------|-------------|-------|
|          | <br>731415 |   |       | <br>L<br>mm | <br>g |
| TL 2AACF | 0115457    | 1 | 2AACF | 40          | 2     |



## TL 5ACF




### REPLACEMENT TIPS

- Replacement tips
- Includes 2 tips and 2 screws in a plastic bag

|         |            |   |       |             |       |
|---------|------------|---|-------|-------------|-------|
|         | <br>731415 |   |       | <br>L<br>mm | <br>g |
| TL 5ACF | 0115464    | 1 | 5 ACF | 40          | 2     |

## TL 7ACF



### REPLACEMENT TIPS

- Fine curved tips
- Includes 2 tips and 2 screws

|         |            |   |       |             |       |
|---------|------------|---|-------|-------------|-------|
|         | <br>731415 |   |       | <br>L<br>mm | <br>g |
| TL 7ACF | 0115471    | 1 | 7 ACF | 130         | 19    |

## TL SM103-SA



### SMD TWEEZERS

- High precision tweezers for handling and positioning 2 and 3 lead SOT packages at 45° angle
- Material: Stainless steel, anti-magnetic, anti-acid
- Finish: Polished

|              |            |   |           |             |       |
|--------------|------------|---|-----------|-------------|-------|
|              | <br>731415 |   |           | <br>L<br>mm | <br>g |
| TL SM 103-SA | 0110773    | 1 | SM 103-SA | 115         | 15    |

## TL SM104-SA



### SMD TWEEZERS

- High precision tweezers for handling and positioning 3 lead SOT packages, monolithic chip capacitors, etc.
- Material: Stainless steel, anti-magnetic, anti-acid
- Finish: Polished

|              |            |   |           |             |       |
|--------------|------------|---|-----------|-------------|-------|
|              | <br>731415 |   |           | <br>L<br>mm | <br>g |
| TL SM 104-SA | 0110780    | 1 | SM 104-SA | 120         | 15    |



## TL SM105-SA

### SMD TWEEZERS



- High precision tweezers for placing SOT packages vertically

|              |            |   |           |     |    |
|--------------|------------|---|-----------|-----|----|
|              | <br>731415 |   |           |     |    |
| TL SM 105-SA | 0110797    | 1 | SM 105-SA | 120 | 15 |

## TL SM107-SA

### SMD TWEEZERS



- High precision tweezers for positioning all flat devices at 60° angle
- Material: Stainless steel
- Finish: Polished

|              |            |   |           |     |    |
|--------------|------------|---|-----------|-----|----|
|              | <br>731415 |   |           |     |    |
| TL SM 107-SA | 0110810    | 1 | SM 107-SA | 120 | 15 |

## TL SM108-SA

### SMD TWEEZERS



- High precision tweezers for positioning and soldering 1 mm wide components
- Material: Stainless steel, anti-magnetic, anti-acid
- Finish: Polished
- Tips grooved inside

|              |            |   |           |     |    |
|--------------|------------|---|-----------|-----|----|
|              | <br>731415 |   |           |     |    |
| TL SM 108-SA | 0110827    | 1 | SM 108-SA | 120 | 15 |

## TL SM109-SA

### SMD TWEEZERS



- High precision tweezers for positioning and soldering 1 mm wide components
- Material: Stainless steel, anti-magnetic, anti-acid
- Finish: Polished
- Tips 45° angle and grooved inside

|              |            |   |           |     |    |
|--------------|------------|---|-----------|-----|----|
|              | <br>731415 |   |           |     |    |
| TL SM 109-SA | 0110834    | 1 | SM 109-SA | 120 | 15 |



## TL SM110-SA

## SMD TWEEZERS




- High precision tweezers with grooved tips for positioning monolithic chip capacitors
- Material: Stainless steel, anti-magnetic, anti-acid
- Finish: Polished

|              |            |   |           |             |       |
|--------------|------------|---|-----------|-------------|-------|
|              | <br>731415 |   |           | <br>L<br>mm | <br>g |
| TL SM 110-SA | 0110841    | 1 | SM 110-SA | 120         | 15    |

## TL SM111-SA

## SMD TWEEZERS



- High precision tweezers for positioning 5 mm monolithic chip capacitors with flat base
- Material: Stainless steel, anti-magnetic, anti-acid
- Finish: Polished
- Grooved tips 2 mm long

|              |            |   |           |             |       |
|--------------|------------|---|-----------|-------------|-------|
|              | <br>731415 |   |           | <br>L<br>mm | <br>g |
| TL SM 111-SA | 0110858    | 1 | SM 111-SA | 120         | 15    |

## TL SM115-SA

## SMD TWEEZERS



- Tweezers with grooved tips at 30° angle for holding and positioning cylindrical devices up to  $\varnothing$  1 mm
- Material: Stainless steel body and carbon fibre tips
- Finish: Polished

|              |            |   |           |             |       |
|--------------|------------|---|-----------|-------------|-------|
|              | <br>731415 |   |           | <br>L<br>mm | <br>g |
| TL SM 115-SA | 0110896    | 1 | SM 115-SA | 120         | 15    |

## TL SM117-SA

## SMD TWEEZERS



- High precision tweezers for positioning SOT packages at 30° angle
- Material: Stainless steel, anti-magnetic, anti-acid
- Finish: Polished

|              |            |   |           |             |       |
|--------------|------------|---|-----------|-------------|-------|
|              | <br>731415 |   |           | <br>L<br>mm | <br>g |
| TL SM 117-SA | 0110919    | 1 | SM 117-SA | 120         | 15    |



## 9854

### TWEEZER SETS

- SMD tweezers set, 7 pcs
- 9854W: Empty wallet



|       | <br>731415 |   | <br>mm     |  | <br>g |
|-------|------------|---|------------|--|-------|
| 9854  | 0111831    | 1 | 180x200x20 | TL 5C-SA, TL 5-SA-SL, TL SM 101-SA, TL SM 102-SA, TL SM 107-SA, TL SM 108-SA, TL SM 115-SA | 140   |
| 9854W | 0112760    | 1 | 180x200x20 |  |       |

TL 5C-SA  
115 mm



TL SM 107-SA  
120 mm



TL 5-SA-SL  
110 mm



TL SM 108-SA  
120 mm



TL SM 101-SA  
115 mm



TL SM 115-SA  
120 mm



TL SM 102-SA  
115 mm



## 9855

### TWEEZER SETS

- High precision tweezer set, 5 pcs
- 9855W: Empty wallet



|       | <br>731415 |   | <br>mm     |   | <br>g |
|-------|------------|---|------------|---|-------|
| 9855  | 0111848    | 1 | 110x200x10 | TL SS-SA-SL, TL AA-SA-SL, TL 2A-SA-SL, TL 4A-SA-SL, TL 7A-SA-SL | 115   |
| 9855W | 0112777    | 1 | 110x200x10 |   |       |

TL SS-SA-SL  
140 mm



TL 4-SA-SL  
110 mm



TL AA-SA-SL  
130 mm



TL 7A-SA-SL  
115 mm



TL 2A-SA-SL  
120 mm



## 9856

### TWEEZER SETS

- Titanium tweezer set, 4 pcs



|      | <br>731415 |   | <br>mm     |                                      | <br>g |
|------|------------|---|------------|--------------------------------------|-------|
| 9856 | 0111855    | 1 | 110x200x10 | TL 3C-SA, TL 3-TA, TL 5-TA, TL AA-TA | 75    |


TL 3C-TA  
110 mm



TL 5-TA  
110 mm



TL 3-TA  
120 mm



TL AA-TA  
130 mm





## 9857

### TWEEZER SETS



- High precision tweezer set, 5 pcs
- 9855W: Empty wallet

|      | <br>731415 |   | <br>mm     |  | <br>g |
|------|------------|---|------------|--|-------|
| 9857 | 0114283    | 1 | 110x200x10 | TL 00-SA-SL, TL 1-SA-SL,<br>TL 3C-SA-SL, TL 5-SA-SL,<br>TL 7-SA-SL | 115   |

|       |         |   |            |  |  |
|-------|---------|---|------------|--|--|
| 9855W | 0112777 | 1 | 110x200x10 |  |  |
|-------|---------|---|------------|--|--|

TL 00-SA-SL  
120 mm



TL 5-SA-SL  
110 mm



TL 1-SA-SL  
120 mm



TL 7-SA-SL  
115 mm



TL 3C-SA-SL  
110 mm



## 9858

### TWEEZER SETS



- Fine tip tweezer set, 2 pcs
- 9858W: Empty wallet

|      | <br>731415 |   | <br>mm   |                          | <br>g |
|------|------------|---|----------|--------------------------|-------|
| 9858 | 0111862    | 1 | 65x200x8 | TL AA-SA-SL, TL SS-SA-SL | 60    |

|       |         |   |          |  |  |
|-------|---------|---|----------|--|--|
| 9858W | 0112784 | 1 | 65x200x8 |  |  |
|-------|---------|---|----------|--|--|

TL AA-SA-SL  
130 mm



TL SS-SA-SL  
140 mm



## 9859

### TWEEZER SETS



- Strong tip tweezer set, 2 pcs

|      | <br>731415 |   | <br>mm   |                     | <br>g |
|------|------------|---|----------|---------------------|-------|
| 9859 | 0113057    | 1 | 65x200x8 | TL 00B-SA, TL 2A-SA | 75    |

TL 00B-SA  
120 mm




TL 2A-SA-SL  
120 mm





## MA500-1 - MA500-3




## TORQUE SCREWDRIVERS

- Adjustable torque screwdriver
- Accuracy  $\pm 6\%$
- Over-torque limiting clutch
- ESD safe (IEC 61340-5-1 & EN 100015-1)
- 1/4" hex non-magnetic spring loaded bit holder to avoid damaging sensitive equipment or components in electronic applications
- ISO 6789, ISO 1174

|         | <br>731415 |   |     |            | A<br>mm | B<br>mm | C<br>mm | D<br>mm | <br>g |
|---------|------------|---|-----|------------|---------|---------|---------|---------|-------|
| MA500-1 | 0112395    | 1 | 1/4 | 10-80 cNm  | 138     | 18.2    | 28      | 9.6     | 195   |
| MA500-2 | 0112401    | 1 | 1/4 | 40-200 cNm | 157     | 18.2    | 28      | 9.6     | 260   |
| MA500-3 | 0112418    | 1 | 1/4 | 50-450 cNm | 171     | 18.2    | 32      | 9.6     | 306   |

## PS501-2



## TORQUE SCREWDRIVERS







- Preset Torque Screwdriver
- Cam-over torque limiting clutch for repeatability and accuracy
- 1/4" hexagon
- Non-magnetic spring loaded bit holder to avoid damaging sensitive equipment or components in electronic applications (1/4" 6.3 DIN 3126, ISO 1174)
- An adaptor makes it possible to use 1/4" sockets (1/4" 6.3 DIN 3120, ISO 1174)
- Accuracy:  $\pm 6\%$
- DIN/ISO 6789, EN 26789/1994

|         | <br>731415 |   |     |          | A<br>mm | B<br>mm | C<br>mm | D<br>mm | <br>g |
|---------|------------|---|-----|----------|---------|---------|---------|---------|-------|
| PS501-2 | 0112432    | 1 | 1/4 | 7-70 cNm | 141     | 18.2    | 28      | 9.6     | 187   |











# ALPHANUMERICAL INDEX

|  |  |  |  |  |  |
|--|---|---|---|---|---|
| 020  | 450   | 1031  | 1025  | 1470K6  | 788   |
| 021  | 450   | 1084  | 610   | 1470K7  | 789   |
| 022  | 451   | 10RM  | 160   | 1475K8  | 782   |
| 023  | 451   | 10RM/   | 160   | 1475KXL12TSS  | 786   |
| 024  | 452   | 111M  | 149   | 1475KXL6  | 783   |
| 025  | 452   | 111M/   | 150   | 1475KXL7  | 784   |
| 026  | 453   | 111M/SH   | 150   | 1475KXL7TW  | 785   |
| 027  | 453   | 111M/T  | 150   | 1480K4  | 790   |
| 028  | 454   | 111M/T15/6  | 794   | 1519D   | 593   |
| 029  | 454   | 111M/T4/8   | 793   | 1520D   | 546   |
| 030  | 451   | 111M/T6/7   | 793   | 1520G   | 545   |
| 031  | 455   | 111Z  | 151   | 1544  | 947   |
| 032  | 456   | 111Z/   | 152   | 1547  | 947   |
| 032.1/4  | 455   | 1150  | 947   | 158-N   | 555   |
| 033  | 459   | 1150D   | 947   | 158-NB  | 559   |
| 033  | 863   | 1157  | 1102  | 166-2   | 104   |
| 034  | 459   | 1162N   | 937   | 166/167-12  | 105   |
| 034  | 863   | 1175  | 606   | 168 - 1P  | 103   |
| 035  | 460   | 1177-SCRIBE   | 945   | 168 - 3P  | 104   |
| 035  | 864   | 1178-SCRIBE   | 946   | 168-6   | 104   |
| 036  | 460   | 1179-FLX  | 939   | 168-C   | 105   |
| 036  | 864   | 1179-SCRIBE   | 946   | 168-C-G   | 105   |
| 037  | 456   | 11M   | 153   | 187/264/340   | 217,268   |
| 038  | 457   | 11M/  | 154   | 190   | 475   |
| 039  | 457   | 1300Z   | 177   | 191   | 475   |
| 040  | 458   | 1320RM  | 162   | 192   | 476   |
|  |   | 1320RM/   | 162   | 193   | 476   |
| 1-100...-0   | 72  | 1320RZ  | 162   | 1931M   | 170   |
| 1-100...-2   | 72  | 1320SRM   | 163   | 1931M/  | 170   |
| 1-102  | 73  | 1320SRM/  | 163   | 1931Z   | 171   |
| 1-104  | 73  | 133SGM  | 184   | 1931Z/  | 171   |
| 1-106...-0   | 73  | 14-24   | 1014  | 1933M/  | 172   |
| 1-106...-2   | 74  | 140-147   | 607   | 1936M   | 189   |
| 1-110...-0   | 74  | 141   | 477   | 1936M/  | 189   |
| 1-110...-2   | 75  | 1410/1420   | 606   | 194   | 477   |
| 1-111...-0   | 75  | 1411-1415   | 758   | 1943M   | 179   |
| 1-111...-2   | 76  | 1418A-K   | 758   | 1949M   | 180   |
| 1-115  | 76  | 1418S   | 758   | 1949Z   | 180   |
| 1-143...-0   | 76  | 1419-MD   | 704   | 195   | 478   |
| 1-143...-2   | 77  | 1419/4  | 759   | 1950M   | 181   |
| 1-160...-0   | 77  | 142   | 481   | 1950MZ  | 181   |
| 1-160...-2   | 78  | 142   | 871   | 1952M   | 155   |
| 1-170...-0   | 78  | 1420-1424   | 757   | 1952M/  | 156   |
| 1-170...-2   | 79  | 143   | 479   | 1952M/SH  | 156   |
| 1-210...-0   | 79  | 1435/5  | 757   | 1952M/T   | 156   |
| 1-210...-2   | 80  | 1435/8  | 757   | 1952Z   | 157   |
| 1-230...-0   | 80  | 1450D-ISO   | 761   | 1952Z/T   | 157   |
| 1-230...-2   | 81  | 1450D-WW  | 761   | 196   | 480   |
| 1-320...-0   | 81  | 1450D/2   | 761   | 196   | 870   |
| 1-473  | 82  | 1450L-SP  | 826   | 197   | 481   |
| 1-476  | 82  | 1460M/1   | 759   | 197   | 870   |
| 1-477  | 83  | 1460M/2   | 759   | 1976TORX  | 525   |
| 1-478  | 83  | 1460Z/2   | 760   | 1976TORX/   | 525   |
| 1-479  | 84  | 1467-250  | 601   | 198   | 479   |
|  |   | 1467-320-850  | 601   | 1986TORX  | 523   |
| 10   | 1012  | 1467-520  | 601   | 1986TORX/   | 524   |
| 1019/1067/13561  | 507   | 1470K5  | 787   | 199   | 482   |









|  |  |  |  |  |  |
|---|---|---|--|---|---|
| 199   | 871   | 202.031   | 865  | 219.102   | 483   |
| 1995LM  | 513   | 202.032   | 464  | 219.105   | 483   |
| 1995M   | 512   | 202.032   | 866  | 219.109   | 484   |
| 1995M/  | 513   | 202.033   | 463  | 219.110   | 484   |
| 1995TORX  | 519   | 202.033   | 866  | 219.600   | 486   |
| 1995TORX/   | 520   | 202.035   | 463  | 219.600   | 872   |
| 1995Z   | 516   | 202.035   | 865  | 219.601   | 487   |
| 1996M   | 517   | 204   | 960  | 219.601   | 873   |
| 1996TORX  | 522   | 2045  | 961  | 219.602   | 487   |
| 1996TORX/   | 522   | 2047  | 526  | 219.602   | 873   |
| 1997M   | 509   | 2047PR  | 526  | 219.605   | 486   |
| 1997M/T   | 509   | 2058/S26  | 417  | 219.605   | 872   |
| 1998M   | 511   | 2058/S26-2  | 418  | 2190PD  | 543   |
| 1998M/  | 511   | 208   | 985  | 2191V   | 875   |
| 1998M/8R  | 512   | 209   | 960  | 2192  | 959   |
| 1999M/7H  | 510   | 2092  | 961  | 2193  | 959   |
| 1999MV  | 888   | 2094  | 961  | 221 D - 225 D   | 597   |
|   |   | 2101D   | 542  | 2212  | 959   |
| 1RM   | 158   | 2101G   | 540  | 2213  | 960   |
| 1RM/  | 158   | 2101G-A   | 540  | 2220  | 708   |
| 1RM/T2/4  | 796   | 2101G-AHL   | 541  | 2223D   | 567   |
| 1RM/T6/8  | 796   | 2101GC  | 541  | 2223G   | 566   |
| 1RMA/S4   | 164   | 2101PG  | 542  | 2223GC  | 566   |
| 1RMA/S8   | 164   | 2101S   | 544  | 2223S   | 567   |
| 1RZ   | 159   | 2101S   | 876  | 2223S   | 881   |
| 1RZ/  | 159   | 211   | 961  | 2223V   | 880   |
|   |   | 2120  | 962  | 2233D   | 582   |
| 2-21-51   | 1012  | 2122  | 962  | 2235-160  | 584   |
| 2-300   | 85  | 2123  | 962  | 225-PLUS  | 982   |
| 2-300-D - 2-304-D   | 91  | 2125  | 963  | 2250V   | 882   |
| 2-301   | 85  | 2126  | 963  | 2252  | 507   |
| 2-302   | 86  | 2127  | 963  | 2260V   | 882   |
| 2-303   | 86  | 213   | 962  | 228   | 985   |
| 2-304   | 87  | 2145PD  | 543  | 228-P   | 987   |
| 2-305   | 87  | 2145xxxC  | 969  | 228-SD  | 1061  |
| 2-306   | 87  | 2145xxxD  | 969  | 228-SET   | 1062  |
| 2-306-D - 2-308-D   | 92  | 2145xxxL  | 969  | 229-SD  | 1062  |
| 2-307   | 88  | 215   | 987  | 23  | 1015  |
| 2-308   | 88  | 2150  | 958  | 230-SD  | 1062  |
| 2-309   | 88  | 2155  | 956  | 2301  | 965   |
| 2-313   | 89  | 2156  | 957  | 2301MB  | 965   |
| 2-470   | 89  | 216   | 957  | 2302  | 965   |
| 2-471   | 90  | 216   | 987  | 2302MB  | 966   |
| 2-472   | 90  | 2161  | 958  | 2303  | 966   |
| 2010  | 927   | 2165  | 957  | 2303MB  | 966   |
| 2010-L  | 928   | 2171G   | 545  | 2304  | 966   |
| 202   | 960   | 2171V   | 875  | 2304MB  | 967   |
| 202.005   | 461   | 218   | 985  | 2307  | 967   |
| 202.006   | 461   | 219   | 958  | 2307MB  | 967   |
| 202.007   | 461   | 219   | 985  | 2308  | 967   |
| 202.008   | 462   | 219.000   | 484  | 2309  | 968   |
| 202.013   | 463   | 219.001   | 485  | 2309MB  | 968   |
| 202.020   | 458   | 219.002   | 485  | 232   | 456   |
| 202.021   | 458   | 219.003   | 485  | 233   | 1008  |
| 202.030   | 462   | 219.005   | 486  | 2339  | 592   |
| 202.030   | 865   | 219.100   | 482  | 2339D   | 592   |
| 202.031   | 462   | 219.101   | 483  | 234-A   | 1008  |



# ALPHANUMERICAL INDEX







|                  |      |                   |      |                     |      |
|------------------|------|-------------------|------|---------------------|------|
|                  |      |                   |      |                     |      |
| 234-W            | 1008 | 250703000         | 956  | 2704                | 1043 |
| 2360             | 968  | 2509              | 923  | 2705R               | 1043 |
| 2361             | 968  | 2510              | 923  | 2707                | 1043 |
| 238              | 984  | 2520              | 583  | 2713A               | 563  |
| 239              | 984  | 2520S             | 883  | 2718                | 562  |
| 2420G            | 560  | 2521D             | 565  | 2718B/2458B         | 561  |
| 2421D            | 561  | 2521G             | 564  | 2719SB/2457B/2456AB | 554  |
| 2421G            | 560  | 2521GC            | 564  | 2720                | 584  |
| 2421GC           | 561  | 2521V             | 880  | 2724B/2694B         | 562  |
| 2421V            | 880  | 2530              | 922  | 2727                | 565  |
| 2427D            | 557  | 2535F             | 704  | 2727B/2698B         | 565  |
| 2427G            | 556  | 255               | 1003 | 2744                | 1041 |
| 2427GC           | 556  | 255-15/29         | 1003 | 2787F               | 574  |
| 2427S            | 557  | 2555              | 132  | 2787G               | 574  |
| 2427S            | 879  | 256               | 1003 | 27M                 | 190  |
| 2427V            | 879  | 2600              | 993  | 27M/                | 190  |
| 2430D            | 553  | 2600-16           | 994  | 27M/T               | 191  |
| 2430G            | 552  | 2619LS            | 596  | 28-29/S4            | 578  |
| 2430G-HD         | 553  | 2619V             | 884  | 2800                | 577  |
| 2430GC           | 552  | 2620-80           | 583  | 2800-2900/T8/4      | 812  |
| 2430S            | 554  | 2628D             | 548  | 2800N-2801N         | 582  |
| 2430S            | 878  | 2628G             | 547  | 2804-2805           | 583  |
| 2430V            | 878  | 2628GC            | 547  | 2804CC              | 584  |
| 244              | 1006 | 2628S             | 548  | 2806                | 881  |
| 2444             | 1047 | 2628S             | 877  | 2816                | 1044 |
| 2448             | 1026 | 2630D             | 549  | 2817                | 1044 |
| 244P             | 1006 | 2630GC            | 549  | 2817K               | 1045 |
| 2456B            | 558  | 2632              | 762  | 2819                | 1045 |
| 2456BB           | 558  | 2633/             | 920  | 2820EF1             | 1046 |
| 2456BVDE         | 558  | 2635              | 620  | 2820EF2             | 1046 |
| 2457/2456A       | 554  | 2640D             | 550  | 2820EF3             | 1046 |
| 2457VDE/2456AVDE | 555  | 2646 - 2648A      | 573  | 2820EF4             | 1047 |
| 2460             | 581  | 2646M - 2649      | 573  | 2820EK              | 1046 |
| 2461             | 580  | 2646MF            | 575  | 2820HSV1            | 891  |
| 2463             | 580  | 2646MS            | 575  | 2820HSV2            | 892  |
| 2464             | 581  | 2646MT            | 575  | 2820V               | 888  |
| 2465D            | 582  | 2650              | 598  | 2820VBC             | 883  |
| 2466             | 581  | 2656/2656A        | 574  | 2820VDE             | 893  |
| 2468             | 678  | 2656R             | 576  | 2820VFP             | 894  |
| 2470G            | 555  | 2656S             | 576  | 2820VG              | 895  |
| 2471G            | 563  | 2665B             | 550  | 2820VGCOT           | 895  |
| 2477AB           | 559  | 2665VDE           | 551  | 2820VHELP           | 893  |
| 2477BB           | 559  | 2666NB-2676NB     | 544  | 2820VM              | 894  |
| 2477G-200        | 557  | 2667B-2678B       | 544  | 2820VP              | 892  |
| 2484/S4          | 763  | 2667NVDE-2676NVDE | 545  | 2820VPC             | 892  |
| 2487             | 922  | 2678G             | 551  | 2820VTEE            | 893  |
| 2488             | 954  | 2678V             | 877  | 2855                | 600  |
| 2489             | 955  | 268               | 984  | 2890                | 577  |
| 2491             | 955  | 2681              | 600  | 28M                 | 187  |
| 2500             | 964  | 2681-2635/T8/2    | 818  | 28M/                | 187  |
| 2500 XT          | 1006 | 2686              | 546  | 28M/T15/13          | 799  |
| 2501             | 964  | 2688D             | 550  | 28M/T20/6           | 799  |
| 2502             | 964  | 2694VDE/2458VDE   | 562  | 28MV                | 887  |
| 2504             | 963  | 2698VDE           | 566  | 29-B/BWXW1/BWXW2    | 692  |
| 250501800        | 970  | 26S               | 191  | 2900                | 577  |
| 250502450        | 970  | 2700              | 993  | 2928                | 579  |
| 250600010        | 956  | 2702              | 1043 | 2928-1 - 4          | 580  |



|  |  |  |  |  |  |
|---|---|---|--|---|---|
| 2949  | 591   | 306   | 611  | 3419A   | 568   |
| 2950  | 587   | 306   | 983  | 3419B   | 569   |
| 2951  | 586   | 306-15-95   | 611  | 349   | 1169  |
| 2951/T8/3   | 817   | 3064  | 1070   | 350.008.1   | 465   |
| 2952  | 586   | 3066  | 1070   | 350.008.2   | 465   |
| 2953  | 587   | 3067  | 1070   | 350.011   | 464   |
| 2955  | 587   | 3068  | 1071   | 3524  | 922   |
| 2957  | 588   | 3069  | 1071   | 3525HB  | 922   |
| 2958  | 588   | 3079  | 1071   | 361   | 609   |
| 296   | 1007  | 3085  | 944  | 3625N   | 1089  |
| 2963  | 589   | 3090  | 994  | 3625PU  | 1085  |
| 2964  | 589   | 31/86/87  | 146  | 3625PU-105  | 1085  |
| 2965  | 588   | 3100TB  | 780  | 3625RM  | 1090  |
| 2966  | 589   | 310M  | 186  | 3625S   | 1090  |
| 2967  | 590   | 311-32  | 613  | 3625W   | 1090  |
| 2968  | 586   | 311-42  | 613  | 3625Y   | 1088  |
| 2971G   | 596   | 312-42  | 613  | 363   | 615   |
| 2979D   | 564   | 3126N/3128N   | 833  | 3643  | 1105  |
| 2990  | 578   | 3140N/3141N/3149  | 834  | 3644  | 1105  |
| 2997  | 591   | 3150  | 995  | 3646  | 1106  |
| 2998  | 590   | 315M  | 185  | 3646/6  | 1106  |
| 2999  | 590   | 315Z  | 185  | 3654R   | 1108  |
| 29M   | 188   | 316-1   | 614  | 3656/10   | 1108  |
| 29M/  | 188   | 316-2   | 614  | 3658A   | 1106  |
| 29M/T15/13  | 800   | 316-2-95  | 614  | 3658A/6   | 1107  |
| 29M/T20/6   | 800   | 316107000   | 942  | 3659  | 1107  |
|   |   | 317   | 615  | 3659/8  | 1107  |
| 2M  | 175   | 317   | 983  | 3659/8T   | 1108  |
| 2M/   | 175   | 318   | 614  | 3680  | 762   |
| 2M/S  | 176   | 3180  | 994  | 3681  | 762   |
| 2M/T10/5  | 797   | 319   | 982  | 3683  | 762   |
| 2M/T8/7   | 797   | 320   | 983  | 3684  | 763   |
| 2MV   | 887   | 321   | 984  | 369   | 1007  |
| 2Z  | 176   | 321-SB  | 988  | 370   | 616   |
|   |   | 3225  | 916,917  | 372   | 616   |
| 3-24-51   | 1013  | 3240  | 995  | 3732  | 1104  |
| 3-330   | 93  | 325   | 982  | 3733  | 1103  |
| 3-331   | 93  | 3250  | 915  | 3734  | 1103  |
|   |   | 3260  | 915  | 3734N   | 1103  |
| 300   | 1005  | 3270  | 918  | 3734S/6   | 1105  |
| 301   | 1009  | 3280  | 918  | 3735  | 1102  |
| 301-22  | 611   | 3280M/  | 172  | 3735-AU   | 1104  |
| 302   | 1010  | 3290  | 918  | 3735N   | 1102  |
| 302-35  | 612   | 3291  | 919  | 3736M   | 1099  |
| 302-6X4P  | 1010  | 3295  | 916  | 3736MH  | 1099  |
| 302-76  | 612   | 3296  | 917  | 3736S/6   | 1104  |
| 302M  | 1011  | 331   | 1013   | 3739-250 / -400   | 1100  |
| 302S  | 1011  | 332   | 1012   | 3739H   | 1100  |
| 302W  | 1011  | 333   | 1014   | 3740  | 1098  |
| 303   | 1009  | 333-5   | 1015   | 3745  | 1098  |
| 304   | 983   | 3365NM  | 831  | 375   | 615   |
| 3045/1VDE   | 896   | 3370M   | 832  | 3750  | 1099  |
| 3045V-1   | 896   | 339-/340-   | 1170   | 3750H   | 1099  |
| 3045V-2   | 897   | 341-343   | 607  | 38  | 593   |
| 3046-OP   | 925   | 3417NF  | 568  | 38  | 1084  |
| 3046-REF  | 679   | 3417NFB   | 567  | 38-8 - 38-24  | 694   |
| 3049-2  | 926   | 3417NFVDE   | 568  | 380   | 609   |



# ALPHANUMERICAL INDEX







|  |   |   |   |   |   |
|--|---|---|---|---|---|
|  |  |  |  |  |  |
| 3802   | 34  | 3857 Easy-Cut   | 22  | 4106  | 194   |
| 3802 KA  | 35  | 3860 Unset Carbide TMC  | 28  | 4130,4131   | 569   |
| 3806-SPIRO   | 988   | 3868 Carbide Triple Set® TSS  | 27  | 414   | 1022  |
| 3809   | 32  | 3868 Carbide Triple Set® TSX  | 26  | 414-S   | 1023  |
| 3809 KA  | 33  | 3869 Carbide Triple Set®  | 30  | 41RM  | 161   |
| 3810   | 988   | 3870  | 30,31   | 41RM/S8   | 161   |
| 3816   | 988   | 3870  | 852   | 420   | 1069  |
| 383-/384-  | 1170  | 3881 Carbide Multi Set THQ  | 27  | 420SC   | 1072  |
| 3830-C   | 37  | 3881 Carbide Multi Set THS  | 28  | 4211-/4212-   | 1170  |
| 3830-VIP   | 36  | 39-24   | 694   | 422P  | 1026  |
| 3832   | 38  | 3905  | 986   | 4231  | 570   |
| 3834-103   | 48  | 3906  | 986   | 4239  | 570   |
| 3834-42  | 42  | 396-HP  | 1169  | 424P  | 1021  |
| 3834-53  | 42  | 396-HP-BLADE  | 1172  | 424P-S3-EUR   | 1022  |
| 3834-61  | 42  | 396-JS  | 1168  | 424P-S6/S8  | 1022  |
| 3834-62  | 43  | 396-JS-BLADE  | 1171  | 425   | 1023  |
| 3834-62-16/50  | 43  | 396-JT  | 1169  | 425-081/082   | 1024  |
| 3834-65-16/51  | 44  | 396-JT-BLADE  | 1172  | 425-083   | 1024  |
| 3834-65-22/64  | 44  | 396-LAP   | 1007  | 4250  | 1112  |
| 3834-72  | 45  |   |   | 4250M   | 1112  |
| 3834-73  | 45  | 4-138...-0  | 94  | 4255  | 1112  |
| 3834-73-22/68  | 45  | 4-138...-2  | 95  | 426   | 940   |
| 3834-86  | 46  | 4-140...-0  | 95  | 426TOR9   | 940   |
| 3834-87  | 46  | 4-140...-2  | 95  | 427   | 1082  |
| 3834-92  | 47  | 4-142   | 96  | 428   | 1082  |
| 3834-94  | 47  | 4-144...-0  | 96  | 4280  | 1113  |
| 3834-95  | 48  | 4-144...-2  | 96  | 429   | 1082  |
| 3834-ADP   | 41  | 4-152   | 97  | 42H   | 418   |
| 3834-ARBR  | 39  | 4-153   | 97  | 4300  | 1113  |
| 3834-DP  | 41  | 4-154   | 97  | 4307/4310   | 194   |
| 3834-DRL   | 40  | 4-155   | 98  | 434   | 1020  |
| 3834-DRL-CT  | 40  | 4-183...-0  | 98  | 434-S3-EUR  | 1020  |
| 3834-ES  | 41  | 4-183...-2  | 98  | 434-S6-EUR  | 1021  |
| 3834-EXT   | 40  | 4-186...-0  | 99  | 4400  | 1109  |
| 3834-MRS   | 41  | 4-186...-2  | 99  | 4400-/4420-   | 1172  |
| 3840   | 53  | 4-187...-0  | 99  | 4401  | 1109  |
| 3840 DSL   | 51  | 4-187...-2  | 100   | 441   | 1059  |
| 3840 F&R   | 52  | 4-188...-0  | 100   | 442 B-444 B   | 607   |
| 3840 HST   | 52  | 4-188...-2  | 100   | 4430  | 570   |
| 3840 SC  | 50  | 4-190...-0  | 101   | 446   | 940   |
| 3840 SL  | 50  | 4-190...-2  | 101   | 4480/   | 617   |
| 3840 ST  | 49  | 4-192...-0  | 101   | 4480M   | 617   |
| 3840 UST   | 51  | 4-192...-2  | 102   | 449/442/451   | 953   |
| 3840-5/10  | 53  | 4-202 - 4-204   | 102   | 450-80/450-130  | 1072  |
| 3840-P   | 54  | 4-272...-0  | 102   | 451   | 1060  |
| 3842   | 54  | 4-272...-2  | 103   | 451/  | 1061  |
| 3844   | 55  | 400.003.020   | 618   | 4518  | 747   |
| 3845   | 54  | 400.003.030   | 618   | 4519  | 753   |
| 3846   | 55  | 4003M   | 275   | 4519/S  | 753   |
| 385-/386-  | 1171  | 4020L-M   | 154   | 4521N   | 750   |
| 3851 Contour   | 23  | 4040M   | 191   | 4521N/7   | 751   |
| 3851 Sandflex® Cobra™  | 24  | 4040M/6T  | 192   | 4522  | 750   |
| 3851 Sandflex® Cobra™ Foundry  | 29  | 4040M/S6  | 192   | 4523G   | 751   |
| 3851-Sandflex® Cobra™ PSG  | 25  | 4040M/T12/8   | 801   | 4524G   | 751   |
| 3853 Sandflex® Top Fabricator  | 29  | 4040Z   | 192   | 4528  | 746   |
| 3854-Sandflex® King Cobra™ PQ  | 26  | 40B   | 194   | 4528M   | 746   |
| 3854-Sandflex® King Cobra™ PHG   | 25  | 41 -JT  | 1168  | 4529  | 744   |



|                 |      |                    |      |             |     |
|-----------------|------|--------------------|------|-------------|-----|
| 4530            | 572  | 4750-HDBS-1        | 770  | 541D        | 592 |
| 4532            | 742  | 4750-HDLB          | 775  | 5423        | 921 |
| 4532-0          | 742  | 4750-HHO           | 772  | 5463        | 907 |
| 4532/S          | 743  | 4750-HMPH-1        | 774  | 5463AMT     | 906 |
| 4532K           | 743  | 4750-HMPH-2        | 775  | 5464        | 907 |
| 4532K0          | 743  | 4750-JU3PB         | 770  | 5465        | 908 |
| 4532LK          | 743  | 4750-KNHO-1        | 773  | 5465AMT     | 906 |
| 4532ST/5        | 744  | 4750-KP            | 777  | 5467        | 908 |
| 4533            | 744  | 4750-LBBLM/LBBLL-1 | 776  | 5467AM      | 907 |
| 4537            | 745  | 4750-LBBRM/LBBRL-1 | 776  | 5468        | 900 |
| 4540            | 749  | 4750-LUBA-1        | 781  | 5469        | 900 |
| 4541            | 745  | 4750-MOSBA-1       | 781  | 5469AMI     | 907 |
| 4542            | 745  | 4750-MTHO-1        | 773  | 5469AMT     | 906 |
| 4543            | 746  | 4750-QRLB          | 776  | 5469B       | 900 |
| 4543/S          | 747  | 4750-ROCO-1        | 780  | 5470        | 908 |
| 4544            | 747  | 4750-SLTC-1        | 779  | 5471F       | 901 |
| 4545            | 748  | 4750-TOBA-1        | 780  | 5473        | 908 |
| 4545-N          | 748  | 4750-TOCS-1        | 779  | 5475R/5475K | 901 |
| 4551            | 748  | 4750-TOCSAE-1      | 778  | 5476H       | 909 |
| 4552            | 749  | 4750-TOCSSL-1      | 778  | 5479        | 909 |
| 4553            | 754  | 4750-TOCST-1       | 779  | 5484R       | 910 |
| 4559            | 585  | 4750-UP            | 771  | 5488AM      | 913 |
| 4559 JC         | 585  | 4750-VMPH-1        | 774  | 5489AM      | 913 |
| 4560-210        | 585  | 4750-VMPH-2        | 774  | 5490AM      | 913 |
| 4574            | 755  | 479                | 1087 | 5491AM      | 913 |
| 4577            | 756  | 480                | 1083 | 5492AM      | 914 |
| 4580N/7         | 752  | 481                | 1086 | 5493        | 914 |
| 4581N-4583N     | 752  | 482                | 1087 | 5515B       | 924 |
| 4581NA-4583NB   | 752  | 483                | 1083 | 5515GV      | 924 |
| 4591-4593       | 755  | 4830, 4831         | 571  | 5515L       | 923 |
| 45M             | 418  | 4833               | 571  | 5515M       | 923 |
| 460             | 1054 | 484                | 1084 | 5515T       | 924 |
| 460-PB          | 1055 | 485                | 1083 | 5515T-52    | 924 |
| 4610            | 754  | 486                | 1084 | 5516        | 902 |
| 4611            | 754  | 487                | 1089 | 5517        | 909 |
| 4614            | 753  | 489                | 1086 | 5518        | 909 |
| 463             | 1056 | 490                | 1087 | 5540AM      | 902 |
| 463-L           | 1057 | 492                | 1088 | 5541AM      | 902 |
| 463-PB          | 1057 | 494                | 1085 | 5543AM      | 903 |
| 464             | 1056 | 4M                 | 178  | 5544AM      | 903 |
| 464-PB          | 1058 | 4M/                | 179  | 5545AM      | 903 |
| 466             | 941  | 4M/T               | 178  | 5546AM      | 903 |
| 466             | 1058 |                    |      | 5547AM      | 904 |
| 466-250         | 941  | 5-600-D - 5-670-D  | 92   | 5549AM      | 904 |
| 4724-JT/4728-JT | 1171 | 502                | 1010 | 5550        | 920 |
| 474             | 955  | 502/               | 1010 | 5551-5554   | 921 |
| 4750-2PP        | 771  | 5050               | 738  | 5568/5      | 914 |
| 4750-3PB        | 770  | 51                 | 1014 | 5570/7      | 912 |
| 4750-BAPA-1     | 780  | 51 -JS             | 1168 | 5571        | 910 |
| 4750-BAPA-2     | 781  | 52                 | 132  | 5572        | 910 |
| 4750-BWC-1      | 777  | 5223 - 5226 DC     | 597  | 5573        | 910 |
| 4750-DHO        | 772  | 527D               | 546  | 5574        | 911 |
| 4750-DHOP-1     | 772  | 527V               | 876  | 5575        | 911 |
| 4750-EP         | 771  | 528-700            | 1027 | 5576        | 912 |
| 4750-FOLTC-1    | 777  | 528-COM            | 1027 | 5577        | 912 |
| 4750-GNP-1      | 773  | 5418               | 919  | 5578        | 911 |
| 4750-HDB-1      | 775  | 5419/6T            | 920  | 5579        | 911 |



# ALPHANUMERICAL INDEX

|  |  |  |  |  |  |
|--|---|---|---|---|---|
| 5583AM   | 904   | 59S/PZ  | 389   | 618   | 489   |
| 5584AM   | 904   | 59S/PZ 30P  | 390   | 61H/50PH  | 378   |
| 5586AM   | 905   | 59S/PZ 3P   | 389   | 61H/50PZ  | 379   |
| 5587GAM  | 905   | 59S/R   | 399   | 61H/50T   | 380   |
| 5588AM   | 905   | 59S/R 3P  | 399   | 61H/PH  | 377   |
| 5589AM   | 905   | 59S/T   | 391   | 61H/PH 2P   | 378   |
| 5590AM   | 906   | 59S/T 30P   | 392   | 61H/PZ  | 378   |
| 5600/4   | 921   | 59S/T 3P  | 392   | 61H/PZ 2P   | 379   |
| 5724-JS/5728-JS  | 1171  | 59S/TR  | 395   | 61H/T   | 379   |
| 583D   | 1039  | 59S/TR 3P   | 395   | 62  | 420   |
| 584D   | 1039  | 59S/TS mm   | 400   | 620-6   | 493   |
| 585D   | 1039  | 59S/TW  | 400   | 620-6   | 874   |
| 586D   | 1040  |   |   | 6224DC  | 596   |
| 59/S28-4   | 417   | 6   | 507   | 6224GC  | 597   |
| 59S/   | 385   | 6-342...-0  | 106   | 6224V   | 884   |
| 59S/ 3P  | 385   | 6-342...-2  | 106   | 623   | 490   |
| 59S/125PH  | 388   | 6-343...-0  | 106   | 623   | 874   |
| 59S/125PZ  | 391   | 6-343...-2  | 107   | 625   | 490   |
| 59S/150T   | 394   | 6-344...-0  | 107   | 625   | 874   |
| 59S/17-1   | 410   | 6-344...-2  | 107   | 625   | 952   |
| 59S/17-2   | 410   | 6-345...-0  | 108   | 625-  | 953   |
| 59S/17-3   | 411   | 6-345...-2  | 108   | 62TIN/50PH  | 373   |
| 59S/22-1   | 416   | 6-470   | 84  | 62TIN/50PZ  | 374   |
| 59S/22-2   | 416   | 600   | 610   | 62TIN/7-1   | 415   |
| 59S/31-1   | 408   | 600   | 760   | 62TIN/PH  | 373   |
| 59S/31-2   | 408   | 600-3   | 491   | 62TIN/PZ  | 373   |
| 59S/31-3   | 409   | 600-x-95  | 610   | 62TIN/PZ 2P   | 374   |
| 59S/50   | 386   | 600S/T10/9  | 807   | 62TIN/T   | 374   |
| 59S/50H  | 398   | 6010  | 1073  | 6330M   | 925   |
| 59S/50PH   | 387   | 6010H   | 1075  | 63D/50PH  | 370   |
| 59S/50PH 2P  | 387   | 6010M   | 1075  | 63D/50PZ  | 371   |
| 59S/50PZ   | 390   | 602-4   | 491   | 63D/7-1   | 415   |
| 59S/50PZ 2P  | 390   | 604-5   | 491   | 63D/PH  | 369   |
| 59S/50R  | 399   | 6040M/H   | 1076  | 63D/PH 2P   | 369   |
| 59S/50T  | 393   | 605-6   | 492   | 63D/PH2G  | 369   |
| 59S/50T 2P   | 393   | 606-6   | 492   | 63D/PH2G-2P   | 370   |
| 59S/7-1  | 412   | 6070H   | 1075  | 63D/PZ  | 370   |
| 59S/7-2  | 412   | 6072  | 1073  | 63D/PZ 2P   | 371   |
| 59S/7-3  | 413   | 6072M   | 1075  | 63D/T   | 372   |
| 59S/7-4  | 413   | 608-6   | 492   | 63D/T 2P  | 372   |
| 59S/70PH   | 388   | 60T/17-1  | 411   | 64A/PH  | 380   |
| 59S/70PZ   | 391   | 60T/31-1  | 409   | 64A/PH 2P   | 381   |
| 59S/70T  | 394   | 60T/7-1   | 414   | 64A/PZ  | 381   |
| 59S/70T 2P   | 394   | 60T/PH  | 375   | 64A/PZ 2P   | 381   |
| 59S/70TR   | 396   | 60T/PH 2P   | 375   | 650   | 952   |
| 59S/H "  | 397   | 60T/PZ  | 375   | 65I/7-1   | 414   |
| 59S/H 3P   | 397   | 60T/PZ 2P   | 376   | 65I/PH  | 382   |
| 59S/H BALL   | 398   | 60T/T   | 376   | 65I/PH 2P   | 382   |
| 59S/H BALL 3P  | 398   | 60T/T 2P  | 377   | 65I/PZ  | 383   |
| 59S/H mm   | 396   | 610-6   | 493   | 65I/PZ 2P   | 383   |
| 59S/M  | 401   | 611   | 488   | 65I/T   | 384   |
| 59S/PH   | 386   | 612-5   | 493   | 65I/T 2P  | 384   |
| 59S/PH 30P   | 387   | 613   | 488   | 65TORX  | 420   |
| 59S/PH 3P  | 386   | 614   | 489   | 665   | 952   |
| 59S/PH COMBI 2P  | 401   | 615   | 488   | 6700SM  | 202   |
| 59S/PH2G   | 388   | 616   | 489   | 6700SM/T4/19  | 804   |
| 59S/PH2G-30P   | 389   | 617   | 490   | 6700SZ  | 203   |









|                        |     |               |         |                 |      |
|------------------------|-----|---------------|---------|-----------------|------|
| 6700TORX-E             | 207 | 6M/T12/7      | 791     | 7452-8          | 315  |
| 6709F                  | 207 | 6M/T3/5       | 791     | 7452-9          | 315  |
| 6709M                  | 209 | 6MV           | 886     | 7452P/7852P     | 314  |
| 6709PH                 | 207 | 6MV/          | 886     | 7453            | 328  |
| 6709PZ                 | 208 | 6Z            | 168     | 7454            | 319  |
| 6709TORX               | 208 | 6Z/           | 169     | 7455            | 312  |
| 6709TORX-R             | 208 |               |         | 7456            | 313  |
| 671002600              | 971 | 700           | 499     | 7490            | 1204 |
| 671002850              | 971 | 701           | 499     | 7590            | 1205 |
| 6712R                  | 218 | 702           | 500     | 75M             | 420  |
| 6712RN                 | 218 | 703           | 500     | 7710            | 237  |
| 6715GE                 | 221 | 704           | 500     | 7710-SO/1       | 243  |
| 6715GJ                 | 222 | 705           | 480     | 7750            | 236  |
| 6715MG                 | 220 | 706-1         | 501     | 7750-SPARE      | 243  |
| 6715MGS                | 219 | 706-2         | 501     | 7750RN          | 236  |
| 6715MZ                 | 224 | 706-3         | 501     | 7750RN-SPARE    | 243  |
| 6715PZ                 | 222 | 706-4         | 502     | 7752            | 237  |
| 6719SM                 | 219 | 706-5         | 502     | 7754            | 238  |
| 6720NM                 | 223 | 70MH          | 419     | 7755-3/8        | 235  |
| 6721NM                 | 220 | 7106          | 242,267 | 7755-SO/1       | 243  |
| 6722M                  | 221 | 7190, 7191    | 1201    | 7757            | 238  |
| 6729SM                 | 225 | 71PZSDSVH     | 419     | 7758            | 237  |
| 6729SZ                 | 225 | 7224          | 595     | 7759            | 239  |
| 6821NZ                 | 224 | 7280          | 1202    | 7760-7761-7762  | 239  |
| 6852-5                 | 328 | 7285          | 1202    | 7760-W - 7761-W | 239  |
| 6852-5/S17             | 318 | 7290,7291     | 1203    | 7764            | 241  |
| 6852/7452/7852         | 313 | 7292          | 1204    | 7765            | 215  |
| 6852/7452/7852/8952 -1 | 314 | 7293          | 1203    | 7766            | 240  |
| 6873N-6880N            | 327 | 72H           | 419     | 7767            | 216  |
| 6881                   | 325 | 7372I         | 502     | 7768            | 241  |
| 6950                   | 210 | 7400SM        | 227     | 7800DM          | 251  |
| 6950-SPARE             | 217 | 7400SM/T8/23  | 805     | 7800DM/T12/27   | 802  |
| 6950RN                 | 210 | 7400SR/       | 227     | 7800DMV         | 889  |
| 6950RN-SPARE           | 217 | 7400TORX-E    | 231     | 7800DZ          | 252  |
| 6951                   | 211 | 7400TORX-ER/  | 232     | 7800SM          | 249  |
| 6952                   | 211 | 7406ZZ        | 662     | 7800SM/T12/26   | 802  |
| 6954                   | 212 | 7407H-7409H   | 343     | 7800TORX-E      | 253  |
| 6956                   | 213 | 7409BH        | 235     | 7805DM          | 252  |
| 6958                   | 212 | 7409F         | 232     | 7805DM/T6/6     | 803  |
| 6960 - 6962L           | 213 | 7409KML       | 421     | 7805SM          | 250  |
| 6960-W - 6962-W        | 213 | 7409M         | 234     | 7805ZZ          | 662  |
| 6963                   | 214 | 7409MR/       | 234     | 7806            | 665  |
| 6966                   | 214 | 7409PH        | 232     | 7807            | 665  |
| 6968                   | 215 | 7409TORX      | 233     | 7807H-7809H     | 351  |
| 6972H                  | 210 | 7409TORX-L    | 234     | 7809F           | 254  |
| 6972H                  | 340 | 7409TORX-R    | 233     | 7809M           | 256  |
| 6973N-6978N            | 325 | 7409TORX-TRR/ | 233     | 7809M/10        | 276  |
| 6975A                  | 327 | 7420RE        | 244     | 7809M/T8/15     | 814  |
| 6976                   | 327 | 7429JDE       | 248     | 7809PH          | 254  |
| 6976AN                 | 326 | 7430GE        | 245     | 7809PZ          | 254  |
| 6976CN                 | 326 | 7440ME        | 245     | 7809T-2/T2/6    | 813  |
| 6976E                  | 326 | 7444SG-M      | 182     | 7809T/T3/9      | 813  |
| 6M                     | 166 | 7444SG-Z      | 183     | 7809TORX        | 255  |
| 6M-BOX                 | 167 | 744T          | 284     | 7809TORX/10     | 277  |
| 6M/                    | 167 | 7451/7851     | 312     | 7809XZN         | 257  |
| 6M/S                   | 168 | 7452-10       | 316     | 7809Z           | 257  |
| 6M/SH                  | 167 | 7452-7        | 317     | 7809Z/10        | 276  |











# ALPHANUMERICAL INDEX







|   |      |   |      |   |      |
|--|------|---|------|---|------|
| 7811DMV  | 890  | 810-5   | 474  | 822VDE-5  | 869  |
| 7819DME  | 269  | 811   | 466  | 8231  | 595  |
| 7819DRN  | 272  | 8110-1/2  | 260  | 8247  | 1200 |
| 7819DZ   | 274  | 8110-SO/1   | 268  | 8248  | 1200 |
| 7819DZE  | 274  | 8110H-1/2   | 261  | 833AJ   | 1076 |
| 7819HNRE   | 270  | 813   | 466  | 833FJ   | 1076 |
| 7819HRN  | 271  | 813/814   | 1201 | 833P  | 1074 |
| 7819JE   | 273  | 8130-8162   | 1197 | 833SB   | 1074 |
| 7819SRE  | 269  | 813VDE  | 469  | 834V  | 1073 |
| 782-U  | 132  | 813VDE  | 867  | 834V-2  | 1074 |
| 783  | 132  | 814   | 471  | 850 / 865   | 953  |
| 7835G  | 563  | 8143-8165   | 1198 | 8501  | 58   |
| 7851-G   | 329  | 8146-8158   | 1198 | 8501-F / -XF  | 58   |
| 7851-M/8951-M  | 329  | 8149  | 1199 | 8501-S  | 59   |
| 7852-10  | 317  | 815   | 467  | 8501-SW   | 59   |
| 7852-7   | 318  | 8150-1/2  | 258  | 8640  | 970  |
| 7852-8   | 316  | 8150-1/2-SPARE  | 267  | 8641  | 970  |
| 7865   | 421  | 8150-1/2V   | 889  | 8691  | 1037 |
| 7886DME  | 271  | 8150RN-1/2  | 259  | 8740  | 1100 |
| 7886DZE  | 275  | 8150RN-1/2-SPARE  | 268  | 8741  | 1100 |
| 7886SME  | 270  | 8151-1/2  | 261  | 8746  | 1101 |
| 7888DM   | 273  | 8152-1/2  | 261  | 8749  | 1101 |
| 7888SM   | 272  | 8154-1/2  | 263  | 8760  | 1101 |
| 7890, 7891   | 1205 | 8154-1/2V   | 890  | 8770  | 1101 |
| 7892   | 1206 | 8155-1/2  | 258  | 8840M   | 285  |
| 7893   | 1206 | 8155-SO/1   | 267  | 8845DM  | 285  |
| 7993M  | 361  | 8158-1/2  | 262  | 8845NM  | 284  |
| 7993S  | 352  | 8158-SO/1   | 268  | 8900DM  | 278  |
| 7993T  | 357  | 8159-W - 8162-W   | 264  | 8900DZ  | 278  |
| 7994S  | 352  | 8159/8160/8162  | 263  | 8900SM  | 277  |
|  |      | 815VDE  | 469  | 8905-TM/9505-TM   | 329  |
| 80   | 145  | 815VDE  | 867  | 8905S/9675S   | 330  |
| 800-4  | 471  | 816   | 467  | 894M  | 173  |
| 800S/T10/9   | 806  | 8160-1/2V - 8162-1/2V   | 890  | 8950N   | 279  |
| 800S/T8/9  | 808  | 8160-B  | 264  | 8950N/A   | 280  |
| 804-6  | 472  | 8164-1/2  | 241  | 8950NA-SO/2   | 284  |
| 8045LVDE   | 506  | 8165-1/2  | 265  | 8951  | 281  |
| 8045VDE  | 506  | 8166-1/2  | 265  | 8951-F-800  | 313  |
| 805-6  | 472  | 8167  | 241  | 8952-3  | 316  |
| 8052   | 495  | 8168  | 265  | 8952F   | 314  |
| 806  | 506  | 816VDE  | 470  | 8952N   | 279  |
| 806-6  | 472  | 816VDE  | 868  | 8952N/A   | 280  |
| 807-5  | 473  | 817   | 471  | 8952N/B   | 280  |
| 8070V - 8074V  | 885  | 817V  | 470  | 8953  | 279  |
| 8071VLT - 8073VLT  | 885  | 817V  | 868  | 8954  | 281  |
| 808-10   | 473  | 818   | 468  | 8954A   | 281  |
| 808-9  | 473  | 819   | 468  | 8958  | 282  |
| 808050   | 496  | 8193-1/2  | 260  | 8958A   | 282  |
| 808050/T6/41   | 819  | 8194-1/2  | 260  | 895M  | 174  |
| 808050A/TORX   | 498  | 820VDE  | 474  | 8961/8962   | 283  |
| 808050L  | 496  | 820VDE-5  | 869  | 8963  | 282  |
| 808050P  | 496  | 8211  | 1199 | 8964  | 266  |
| 808050P-   | 497  | 8223 - 8226   | 594  | 8965  | 283  |
| 808050S  | 497  | 8224-9072P/T6/2   | 816  | 8966  | 283  |
| 808050S-   | 498  | 8224/8225C  | 594  | 8967  | 266  |
| 808050TS   | 497  | 8224C-9072C/T6/2  | 816  | 8967/   | 216  |
| 80C  | 145  | 822VDE  | 474  |   |      |



|  |  |  |  |  |  |
|---|---|---|--|---|---|
| 9-12  | 1014  | 9526  | 1053   | A/G   | 123   |
| 9-462   | 108   | 9527  | 1054   | A3362L/A3364L   | 833   |
| 9-467   | 109   | 9528  | 1055   | A6700DM   | 204   |
| 9-469   | 109   | 9529  | 1052   | A6700DZ   | 204   |
| 9-484...10  | 109   | 9531  | 1052   | A6709M  | 209   |
| 9-484...1P  | 109   | 9540MB  | 289  | A6709Z  | 209   |
| 9-485...10  | 110   | 9540MBL   | 290  | A6710DM   | 205   |
| 9-485...1P  | 110   | 9540ZB  | 290  | A6710DZ   | 205   |
| 9-486-C-10  | 111   | 9540ZBL   | 291  | A6716DM   | 218   |
| 9-486-C-1P  | 111   | 9550AB  | 287  | A6716DZ   | 223   |
| 9-486...10  | 110   | 9550AB-SO/1   | 289  | A6800DM   | 203   |
| 9-486...1P  | 111   | 9551  | 287  | A6800DZ   | 206   |
| 9-488-02  | 91  | 9552AB  | 287  | A7400DM   | 228   |
| 90  | 142   | 9555  | 288  | A7400DZ   | 229   |
| 900T  | 503   | 9555AB  | 288  | A7402DM   | 230   |
| 900T/T18/8  | 810   | 956   | 1026   | A7402DZ   | 230   |
| 901T  | 503   | 9560AB/9563AB   | 288  | A7410DZ   | 229   |
| 901T/T18/7  | 810   | 9564  | 283  | A7435DME  | 246   |
| 9029-9035   | 143   | 9565AB  | 288  | A7440DME  | 247   |
| 9029C/9031C   | 143   | 9572  | 943  | A7440DZE  | 246   |
| 902T  | 504   | 9574  | 943  | A7535DZE  | 247   |
| 9031-T  | 144   | 9575  | 943  | ADJP/T10/4  | 815   |
| 9031P   | 144   | 95C   | 148  | AP-/FP-   | 1160  |
| 903T-1  | 505   | 9600  | 834  | AP-234  | 1158  |
| 903T-2  | 505   | 9601  | 834  |   |   |
| 903T-3  | 505   | 9710  | 494  | B400  | 619   |
| 9045-B  | 944   | 9710/S6   | 495  | BB12-1200   | 696   |
| 9048  | 944   | 9715  | 495  | BB12-760  | 696   |
| 904T  | 504   | 9733  | 572  | BB1224-1200   | 697   |
| 905T  | 504   | 9778  | 494  | BB1224-760  | 697   |
| 90C   | 142   | 9778PZD   | 494  | BB24-1200   | 698   |
| 91  | 56,57   | 9841  | 845  | BBBC  | 698   |
| 91C/97C   | 148   | 9845  | 845  | BBBCAB  | 698   |
| 9210  | 1147  | 9848  | 846  | BBR110  | 688   |
| 9210-1  | 1147  | 9850  | 844  | BBR300P43   | 687   |
| 9210-10   | 1148  | 9852  | 846  | BBR320  | 688   |
| 9210-1060177  | 1150  | 985200000   | 831  | BBR350  | 688   |
| 9210-1060238  | 1150  | 9853  | 599  | BBS100  | 708   |
| 9210-1230219  | 1149  | 9853  | 830  | BBS150  | 707   |
| 9210-1230235  | 1148  | 9853ALU   | 830  | BBS160  | 707   |
| 9210-1320281  | 1150  | 9854  | 830  | BBS20P12  | 707   |
| 9210-1640142  | 1149  | 9854  | 1223   | BBS50   | 707   |
| 9210-1690148  | 1148  | 9855  | 1223   | BBT30   | 699   |
| 9210-1700118  | 1149  | 9856  | 1223   | BBT40   | 699   |
| 9210-1710266  | 1150  | 9857  | 1224   | BE-3529   | 919   |
| 9210-1720100  | 1148  | 9858  | 1224   | BE-6400M  | 442   |
| 9210-1730107  | 1149  | 9859  | 1224   | BE-6990   | 322   |
| 9210-1770106  | 1149  | 9860S   | 599  | BE-6990-AH  | 328   |
| 9210-1830137  | 1150  | 9873  | 598  | BE-6990-IP-KL   | 323,324   |
| 9210-20   | 1148  | 9883  | 1025   | BE-6990-IP20/25   | 324   |
| 9320  | 1147  | 9897  | 599  | BE-6990-IPSET   | 323   |
| 95  | 147   | 9938  | 579  | BE-6990TX-KL  | 322,325   |
| 9500SM  | 286   | 9938/T8/6   | 812  | BE-76   | 442   |
| 9500SZ  | 286   | A   | 112  | BE-7675   | 526   |
| 9505/9605/9525/9625   | 330   | A-AL  | 121  | BE-78   | 443   |
| 9508  | 778   | A-int   | 123  | BE-7907 - BE-7940   | 439   |
| 9525  | 1053  |   |  | BE-8010 - BE-8252   | 434   |



# ALPHANUMERICAL INDEX







|  |  |  |  |  |  |
|--|---|---|---|---|---|
| BE-8010S - BE-8065S  | 443   | BE-9886   | 448   | BE523161  | 673   |
| BE-8010S - BE-8065S  | 858   | BE-9888S  | 449   | BE52316150  | 674   |
| BE-8080  | 441   | BE-9888S  | 862   | BE52316190  | 673   |
| BE-8150 - BE-8258  | 434   | BE-9889   | 448   | BE52316197  | 675   |
| BE-8158 - BE-8890  | 435   | BE009/T10/9   | 806   | BE523161B   | 674   |
| BE-8330 - BE-8455  | 435   | BE009/T12/8   | 809   | BE52316230  | 673   |
| BE-8510S - BE-8520S  | 446   | BE009/T6/7  | 807   | BE52316404  | 676   |
| BE-8510S - BE-8520S  | 860   | BE009/T8/5  | 808   | BE523166  | 671   |
| BE-8577  | 442   | BE100   | 664   | BE523167  | 672   |
| BE-8600 - BE-8624  | 436   | BE1GP5  | 664   | BE523171  | 668   |
| BE-8600S - BE-8640S  | 444   | BE1GP5-T  | 664   | BE52317301  | 671   |
| BE-8600S - BE-8640S  | 858   | BE1P  | 662   | BE523174  | 672   |
| BE-8601/BE-8602  | 437   | BE1SP14L  | 663   | BE523175  | 669   |
| BE-8628 - BE-8640  | 436   | BE1T14/BE1T16/BE1T21  | 663   | BE523176  | 673   |
| BE-8675  | 524   | BE200   | 736   | BE523360  | 670   |
| BE-8702 - BE-8710  | 440   | BE200C  | 737   | BE611   | 687   |
| BE-8710S - BE-8720S  | 446   | BE200M  | 737   | BE6217  | 685   |
| BE-8710S - BE-8720S  | 860   | BE210   | 736   | BE630   | 685   |
| BE-8725S - BE-8708S  | 445   | BE220   | 738   | BE6302/BE6303/BE6306  | 685   |
| BE-8725S - BE-8708S  | 859   | BE230   | 677   | BE64520/BE64350   | 686   |
| BE-8800 - BE-8824  | 437   | BE250   | 678   | BE65F65120  | 686   |
| BE-8800S - BE-8840S  | 444   | BE255   | 678   | BE65R   | 686   |
| BE-8800S - BE-8840S  | 859   | BE300   | 677   | BE74-55100/BE74-80120   | 665   |
| BE-8801/BE-8802  | 438   | BE500P24  | 677   | BE74-57125/BE74-90175   | 666   |
| BE-8828 - BE-8840  | 438   | BE5049  | 679   | BE78/T10/8  | 809   |
| BE-8904 - BE-8945  | 439   | BE504901  | 682   | BELP1224  | 702   |
| BE-8910S - BE-8930S  | 445   | BE504902  | 682   | BELS12  | 700   |
| BE-8910S - BE-8930S  | 860   | BE5049H   | 680   | BELT10  | 702   |
| BE-8975  | 521   | BE5049H_L   | 680   | BELT1213  | 701   |
| BE-8975B   | 521   | BE5049M   | 681   | BELT127   | 701   |
| BE-8980  | 441   | BE5049M_L   | 682   | BELT2415  | 701   |
| BE-8985  | 441   | BE5049T_H   | 681   | BELT247N  | 700   |
| BE-9001 - BE-9003  | 440   | BE5049T_HL  | 681   | BELT247S  | 700   |
| BE-9575  | 520   | BE52304405  | 675   | BELTKEY   | 702   |
| BE-9578  | 514   | BE523047  | 671   | BELTRP16  | 703   |
| BE-9585  | 520   | BE52305450  | 670   | BH110000  | 718   |
| BE-9588  | 515   | BE523055  | 668   | BH11500   | 716   |
| BE-9675  | 523   | BE52305650  | 674   | BH12000   | 716   |
| BE-9678  | 518   | BE52305801  | 672   | BH13000   | 717   |
| BE-9688  | 518   | BE52305802  | 672   | BH15000   | 718   |
| BE-9765/BE-9770  | 517   | BE52306100  | 667   | BH1A2500  | 717   |
| BE-9775-BE-9785  | 519   | BE52306110  | 676   | BH23015   | 719   |
| BE-9776/BE-9777  | 515   | BE52306120  | 674   | BH23015C  | 719   |
| BE-9777B   | 514   | BE52306170  | 668   | BH2402010   | 720   |
| BE-9778  | 510   | BE52306900  | 670   | BH2604020   | 720   |
| BE-9787  | 516   | BE52306912  | 675   | BH2AC60   | 721   |
| BE-9878  | 512   | BE52306920  | 675   | BH33000/BH36000   | 721   |
| BE-9881  | 446   | BE52306929  | 671   | BH3HD   | 721   |
| BE-9881S   | 448   | BE52306950  | 670   | BH4   | 715   |
| BE-9881S   | 861   | BE523076  | 667   | BH5SP300/BH5SP500   | 715   |
| BE-9882  | 447   | BE523106  | 676   | BH5US500  | 715   |
| BE-9882S   | 449   | BE523110B   | 667   | BH6AC1-680  | 714   |
| BE-9882S   | 861   | BE523110C   | 667   | BH6FC1000   | 714   |
| BE-9883  | 447   | BE52311102  | 668   | BH8AC1-500  | 722   |
| BE-9885  | 447   | BE523156  | 669   | BH8AC2-450  | 722   |
| BE-9885S   | 449   | BE523158  | 669   | BH8AC3-500  | 722   |
| BE-9885S   | 862   | BE523160  | 669   | BH8PR   | 723   |



|                   |     |                |     |              |      |
|-------------------|-----|----------------|-----|--------------|------|
| BHVIS08           | 689 | BP51137        | 647 | BPN251       | 652  |
| BHVIS12 / BHVIS06 | 689 | BP601          | 647 | BPQCF14      | 654  |
| BHVISxxBPW        | 690 | BP610          | 647 | BS10/BS10AC1 | 694  |
| BKE850901         | 508 | BP700          | 635 | BS1000       | 695  |
| BL11W             | 731 | BP799          | 646 | BS10AC2      | 695  |
| BL15              | 728 | BP79912        | 646 | BS10MEC      | 695  |
| BL15BASE          | 730 | BP814          | 632 | BS20/        | 153  |
| BL15CLC           | 729 | BP815          | 631 | BS50         | 693  |
| BL15MAG           | 729 | BP815K1        | 632 | BUC100       | 666  |
| BL15WC            | 729 | BP815K2        | 632 | BUC50        | 666  |
| BL30/60/80 WC     | 729 | BP816          | 630 | BWB14        | 693  |
| BL30/60/80CLC     | 729 | BP816K1        | 630 | BWP150       | 693  |
| BL30/BL60/BL80    | 728 | BP817          | 633 | BWSS         | 690  |
| BLBT100           | 704 | BP820          | 636 | BWTB         | 692  |
| BLE200            | 703 | BP821          | 636 | BWTSP        | 691  |
| BLW42W/BLW84W     | 730 | BP822          | 637 | BZWTB        | 691  |
| BLX120            | 728 | BP822E         | 637 | C            | 113  |
| BLX120WC          | 730 | BP823          | 638 | C-AL         | 122  |
| BOD1016           | 684 | BP824          | 641 | C1/2         | 269  |
| BOD2008           | 684 | BP825          | 642 | C1/4         | 217  |
| BOD301200         | 684 | BP826          | 655 | C3/8         | 244  |
| BOD4200/BOD4500   | 706 | BP827          | 655 | CHALK        | 942  |
| BOD5400/BOD5450   | 706 | BP900          | 633 | CL-1221      | 942  |
| BOD5HD400         | 705 | BP900L         | 633 | CS           | 945  |
| BOD60             | 705 | BP909          | 643 | CTTG/T15/5   | 818  |
| BOD70             | 705 | BP909K         | 643 | D            | 114  |
| BOD8901           | 683 | BP909NE        | 645 | D-AL         | 122  |
| BOD8901AC1        | 684 | BP909NF        | 645 | D-DD/        | 347  |
| BOD8902           | 683 | BP909TE        | 644 | D/           | 345  |
| BP110             | 641 | BP909TF        | 644 | DD/          | 347  |
| BP115             | 637 | BP909TH        | 644 | DOW175       | 608  |
| BP117             | 640 | BP909TSP       | 645 | DOW176       | 608  |
| BP117EH           | 640 | BP909TTP       | 644 | DOW177       | 608  |
| BP125             | 643 | BP909TWF       | 644 | DTT          | 331  |
| BP127             | 646 | BP919          | 635 | E            | 115  |
| BP204             | 648 | BP91B          | 636 | ECO-LUBE     | 1175 |
| BP204K            | 648 | BP920          | 635 | EF-1/T8/5    | 814  |
| BP204PAD          | 649 | BP921          | 636 | EPCP/T8/4    | 811  |
| BP212             | 647 | BP925          | 642 | EPP/T8/4     | 811  |
| BP215             | 646 | BP926          | 642 | EX-          | 989  |
| BP218             | 655 | BPBG           | 650 | EX-14-TEN-C  | 991  |
| BP222             | 648 | BPBG5725/9057  | 650 | EX-14-VEN-C  | 992  |
| BP233             | 649 | BPBK           | 650 | EX-16-GNP-C  | 991  |
| BP254             | 652 | BPBSC          | 650 | EX-20-LAM-C  | 990  |
| BP255             | 653 | BPBU           | 649 | EX-20-XT11-C | 990  |
| BP405             | 634 | BPH1010        | 654 | EX-22-PLS-C  | 991  |
| BP420M            | 638 | BPH1310        | 654 | EX-22-U7     | 993  |
| BP421M            | 638 | BPHR1020/1315  | 653 | EX-244P-22   | 992  |
| BP422M            | 638 | BPHRS1315      | 653 | EX-NPP-22    | 992  |
| BP423M            | 639 | BPHVLP         | 651 | EX-XT7       | 989  |
| BP424M            | 639 | BPHVLP01       | 651 | EX-XT9       | 990  |
| BP430M            | 639 | BPM914         | 631 | F            | 116  |
| BP431M            | 639 | BPM915         | 631 | F-AL         | 122  |
| BP432M            | 639 | BPM916         | 630 |              |      |
| BP433M            | 640 | BPM91B         | 634 |              |      |
| BP434M            | 640 | BPM91MK        | 634 |              |      |
| BP500             | 652 | BPN22201/21201 | 648 |              |      |



# ALPHANUMERICAL INDEX

|  |      |  |     |  |      |  |  |  |  |  |  |
|--|------|---|-----|---|------|---|--|---|--|---|--|
| FCP  | 1093 | K19PZD  | 407 | K9806M  | 365  |   |  |   |  |   |  |
| FCS  | 1093 | K20TORX   | 407 | K9806Z  | 366  |   |  |   |  |   |  |
| FCT128   | 823  | K560F-1   | 341 | K9860H  | 367  |   |  |   |  |   |  |
| FCT169   | 824  | K560F-2/3   | 343 | K9867S  | 367  |   |  |   |  |   |  |
| FCT238   | 825  | K560F-4/5   | 351 | KCB753  | 404  |   |  |   |  |   |  |
| FCT71  | 822  | K560F-6   | 344 | KM653   | 405  |   |  |   |  |   |  |
| FFSS   | 1093 | K560F-7/8   | 362 | KM653-QR  | 406  |   |  |   |  |   |  |
| FGS  | 1092 | K560F-9   | 368 | KM653-SF  | 406  |   |  |   |  |   |  |
| FM10   | 93   | K66100  | 403 | KM6701M   | 340  |   |  |   |  |   |  |
| FS-5   | 1167 | K6625   | 402 | KM6750  | 402  |   |  |   |  |   |  |
| FS-7.5   | 1167 | K6638   | 402 | KM753-QR  | 406  |   |  |   |  |   |  |
| FS-8   | 1167 | K6650   | 403 | KMR150  | 406  |   |  |   |  |   |  |
|  |      | K6660-QR  | 403 | KMR653  | 405  |   |  |   |  |   |  |
| G  | 117  | K6701M  | 340 | KMR753  | 405  |   |  |   |  |   |  |
| GC600  | 1072 | K6750   | 401 | KR653   | 404  |   |  |   |  |   |  |
| GL008  | 853  | K6964C/K8164C   | 343 | KSR753  | 404  |   |  |   |  |   |  |
| GL010  | 853  | K7401M  | 341 |   |      |   |  |   |  |   |  |
| GL012  | 853  | K7406M  | 342 | L   | 119  |   |  |   |  |   |  |
| GS-180   | 1165 | K7760C  | 342 | L-AL  | 123  |   |  |   |  |   |  |
| GS-76  | 1165 | K7764D/K8964D   | 351 | LOCKING   | 1160 |   |  |   |  |   |  |
|  |      | K7767S  | 342 | LS-6060-23  | 1174 |   |  |   |  |   |  |
| H  | 118  | K7801M  | 344 | LS-6160-23  | 1174 |   |  |   |  |   |  |
| HFGPS  | 1091 | K7801TORX-E   | 350 | LS-COIN   | 1097 |   |  |   |  |   |  |
| HGPS   | 1091 | K7801VM   | 344 | LS-COMBINESS  | 1173 |   |  |   |  |   |  |
| HRFM10   | 94   | K7801VM/S4  | 345 | LS-CORINDON   | 1173 |   |  |   |  |   |  |
| HS6000   | 1206 | K7801Z  | 348 | LS-MASSE  | 1095 |   |  |   |  |   |  |
| HSSG-A   | 124  | K7801Z/10   | 349 | LS-MASSE-TR   | 1095 |   |  |   |  |   |  |
| HSSG-A-S   | 124  | K7806M  | 346 | LS-NATURAL  | 1173 |   |  |   |  |   |  |
| HSSG-C   | 125  | K7806M/S4   | 346 | LS-PIERRE-FAUX  | 1174 |   |  |   |  |   |  |
| HSSG-C-S   | 125  | K7806Z  | 348 | LS-TRIANGLE   | 1173 |   |  |   |  |   |  |
| HSSG-D   | 126  | K7806Z/10   | 349 | LS/MES  | 1094 |   |  |   |  |   |  |
| HSSG-D-S   | 126  | K8160D  | 350 | LTB   | 938  |   |  |   |  |   |  |
| HSSG-E   | 127  | K8164F/K9564F   | 357 | LTG   | 938  |   |  |   |  |   |  |
| HSSG-E-S   | 127  | K8167S  | 350 | LTS   | 937  |   |  |   |  |   |  |
| HSSG-F   | 128  | K8901M  | 353 |   |      |   |  |   |  |   |  |
| HSSG-F-S   | 128  | K8901M/8  | 355 | M   | 120  |   |  |   |  |   |  |
| HSSG-G   | 129  | K8901Z  | 353 | M126  | 1036 |   |  |   |  |   |  |
| HSSG-G-S   | 129  | K8901Z/8  | 355 | M330  | 1036 |   |  |   |  |   |  |
| HSSG-M   | 130  | K8906M  | 354 | M6376   | 1040 |   |  |   |  |   |  |
| HSSG-M-S   | 130  | K8906M/8  | 355 | M676  | 1040 |   |  |   |  |   |  |
| HSSG-N   | 131  | K8906Z  | 354 | M730  | 1036 |   |  |   |  |   |  |
| HSSG-O   | 131  | K8906Z/8  | 356 | M780  | 507  |   |  |   |  |   |  |
| HSSG-P   | 131  | K8909H  | 357 | M781  | 508  |   |  |   |  |   |  |
| HUS  | 1091 | K8909ML/K9509ML   | 362 | M926  | 1041 |   |  |   |  |   |  |
|  |      | K8960F  | 356 | MA225   | 1032 |   |  |   |  |   |  |
| IZO-D  | 319  | K8964G/K9895G   | 361 | MA225L  | 1032 |   |  |   |  |   |  |
| IZO-DAG  | 320  | K8967S  | 356 | MA225R  | 1032 |   |  |   |  |   |  |
| IZO-DM   | 321  | K9501M  | 358 | MA311   | 1034 |   |  |   |  |   |  |
| IZO-DR   | 320  | K9501Z  | 359 | MA321   | 1034 |   |  |   |  |   |  |
| IZO-DRM  | 321  | K9506M  | 359 | MA325   | 1035 |   |  |   |  |   |  |
|  |      | K9506Z  | 360 | MA351   | 1035 |   |  |   |  |   |  |
| J  | 118  | K9509H5   | 361 | MA361   | 1035 |   |  |   |  |   |  |
|  |      | K9560G  | 360 | MA401   | 1033 |   |  |   |  |   |  |
| K  | 119  | K9567S  | 360 | MA411   | 1033 |   |  |   |  |   |  |
| K-AP-1   | 1048 | K9598H/K9998H   | 368 | MA421   | 1033 |   |  |   |  |   |  |
| K-GP-1   | 1048 | K9801M  | 363 | MA431   | 1034 |   |  |   |  |   |  |
| K18NF  | 407  | K9801Z  | 364 | MA500-1 - MA500-3   | 1225 |   |  |   |  |   |  |



|              |      |                |      |                              |      |
|--------------|------|----------------|------|------------------------------|------|
| MCP          | 1094 | P280-SL        | 1152 | PH-6604                      | 111  |
| MES          | 1095 | P3             | 1139 | PROF-H                       | 1175 |
| MIX-C/T20/8  | 819  | P34-27A        | 1158 | PROF-K                       | 1176 |
| MIX-H/T15/10 | 815  | P34-37         | 1158 | PROF-LOPP                    | 1176 |
| MR126        | 1037 | P5             | 1139 | PROF-PH                      | 1176 |
| MR227L       | 1037 | P51            | 1163 | PROF-SEC                     | 1176 |
| MR227R       | 1038 | P51-SL         | 1161 | PS501-2                      | 1225 |
| MR340        | 1038 | P51H-SL        | 1161 | PTB101440                    | 838  |
| MR726        | 1038 | P54-SL         | 1161 | PTB102390                    | 839  |
| MSR/T6/4     | 817  | P54H-SL        | 1162 | PTB103390                    | 839  |
| MTB          | 936  | P57-25         | 1163 | PTB105490/PTB105550          | 838  |
| MTG          | 937  | P59            | 1163 | PTB201390/PTB201420          | 835  |
| MTS          | 936  | P6160          | 1196 | PTB202510/PTB202660          | 835  |
| MTT151       | 1048 | P64            | 1140 | PTB2025102/PTB2026602        | 836  |
| MW-150       | 939  | P74            | 1165 | PTB252560                    | 836  |
| MW-250       | 939  | P75            | 1166 | PTB253580                    | 837  |
| N            | 121  | PAGS           | 1097 | PTB303440                    | 837  |
| NP           | 1004 | PAGS-2.0-900FG | 1097 | PTB401165-6                  | 840  |
| NP-COM       | 1005 | PC-11-PS       | 1001 | PTB402105                    | 840  |
| NP-CONC      | 1005 | PC-12-PS       | 1000 | PTB402210-6                  | 841  |
| NP-TEN       | 1004 | PC-22-INS      | 1003 | PTB402220-6                  | 841  |
| NP-VEN       | 1004 | PC-6-DRY       | 1001 | PTB402275-19                 | 842  |
| P-HB         | 945  | PC-9-PS        | 1001 | PTB402280-18                 | 842  |
| P108         | 1138 | PC-COM         | 998  | PTB402280-6                  | 841  |
| P11          | 1166 | PC-DECO        | 1002 | PTB402355-24                 | 843  |
| P110         | 1139 | PC-DTF         | 999  | PTB402355-30                 | 843  |
| P114-SL      | 1151 | PC-DTL         | 999  | PTB402380-12                 | 842  |
| P116-SL      | 1151 | PC-DTR         | 999  | PX                           | 1134 |
| P121         | 1140 | PC-FILE        | 997  | PXR                          | 1134 |
| P123         | 1145 | PC-GNP         | 1002 | QC-PAD                       | 1069 |
| P126         | 1141 | PC-GT7         | 996  | QCB                          | 1068 |
| P127         | 1145 | PC-GT9         | 997  | QCG                          | 1068 |
| P128         | 1145 | PC-LAM         | 1000 | QCS                          | 1068 |
| P129         | 1146 | PC-PLS         | 1002 | R1068                        | 1144 |
| P138         | 1140 | PC-PRC         | 1000 | R1069P                       | 1143 |
| P140         | 1154 | PC-TBX         | 997  | R1071/R1075                  | 1146 |
| P16          | 1154 | PC-TEN         | 998  | R1080P                       | 1144 |
| P160-SL      | 1151 | PC-TIM         | 1002 | R112PG-R124PG/R223P          | 1142 |
| P172-SL      | 1152 | PC-VEN         | 998  | R113PG/R123PG                | 1143 |
| P19          | 1152 | PCP-GT7        | 996  | R114V-R180V/R16V/R160A/R172A | 1155 |
| P20          | 1166 | PCP-GT9        | 996  | R124PG                       | 1159 |
| P241         | 1116 | PG-03-L        | 1138 | R127E/R137E                  | 1159 |
| P262         | 1114 | PG-10-F        | 1141 | R133PG                       | 1159 |
| P263         | 1114 | PG-12          | 1141 | R142P/R337E                  | 1159 |
| P264         | 1114 | PG-17          | 1154 | R146VC/R147V                 | 1164 |
| P266         | 1115 | PG-18          | 1153 | R1601                        | 1144 |
| P267         | 1115 | PG-18-45       | 1153 | R201P/R171P                  | 1142 |
| P268         | 1115 | PG-19          | 1155 | R202P/R271P                  | 1142 |
| P269         | 1116 | PG-20          | 1155 | R211P/R300P/R500P/R600P      | 1135 |
| P270         | 1116 | PG-22          | 1164 | R214V/R26V/R260A/...         | 1156 |
| P272         | 1117 | PG-32          | 1164 | R221P                        | 1141 |
| P274         | 1117 | PG-51          | 1162 | R239P/R141P/R142P            | 1142 |
| P276         | 1117 | PG-56          | 1162 | R272H                        | 1157 |
| P277         | 1118 | PG-57-F        | 1162 | R303P-R603P                  | 1135 |
| P278         | 1118 | PG-72          | 1169 | R310                         | 186  |
|              |      | PG-R-M         | 1138 |                              |      |
|              |      | PG-S/M/L       | 1137 |                              |      |



# ALPHANUMERICAL INDEX



|                                |      |
|--------------------------------|------|
| R312V-R318V/R143PV/R144PV/R146 | 1157 |
| R341P/R474P                    | 1143 |
| R372H                          | 1156 |
| R415V-R773V                    | 1157 |
| R427AE/R427E/R437E             | 1160 |
| R430V-R516V                    | 1156 |
| R438P/R463P                    | 1143 |
| R440V-R516V                    | 1164 |
| R478P/R480P                    | 1144 |
| R6725MK                        | 226  |
| R6725ZK                        | 226  |
| R6950                          | 211  |
| R801P-R804P                    | 1135 |
| R811P-RT824P                   | 1136 |
| R900P                          | 1136 |
| R901P                          | 1136 |
| R902P                          | 1136 |
| R903P/R1269P                   | 1137 |
| R904P                          | 1137 |
| R905P-R907P                    | 1137 |
| RESIN-X                        | 1175 |
| RPS                            | 146  |
| RPS-P                          | 147  |
| RPS-R                          | 147  |
| RX 01                          | 1195 |
| RX 7490                        | 1193 |
| RX 7590                        | 1193 |
| RX 7890, RX 7891               | 1194 |
| RX 7892                        | 1194 |
| RX 7893                        | 1195 |
| RX 8130-RX 8162                | 1188 |
| RX 8143-RX 8145                | 1188 |
| RX 8146-RX 8148                | 1189 |
| RX 8149                        | 1189 |
| RX 8211                        | 1190 |
| RX 8233                        | 1191 |
| RX 8234                        | 1192 |
| RX 8237                        | 1192 |
| RX 8247                        | 1190 |
| RX 8248                        | 1191 |
| S10                            | 169  |
| S10/                           | 169  |
| S106                           | 302  |
| S108                           | 303  |
| S140T                          | 297  |
| S140T-R                        | 298  |
| S160                           | 292  |
| S160-CASE                      | 306  |
| S160AF                         | 293  |
| S20                            | 152  |
| S20/                           | 153  |
| S240                           | 295  |
| S240-CASE                      | 306  |
| S240AF                         | 296  |
| S290                           | 293  |
| S290-CASE                      | 307  |



|              |      |
|--------------|------|
| S30          | 177  |
| S330         | 294  |
| S330-CASE    | 307  |
| S330AF       | 295  |
| S350AF       | 297  |
| S400         | 296  |
| S410         | 305  |
| S460         | 294  |
| S4RM         | 165  |
| S4RM/        | 165  |
| S50          | 193  |
| S530T        | 298  |
| S560         | 304  |
| S60          | 206  |
| S63          | 214  |
| S64          | 212  |
| S65          | 215  |
| S67          | 212  |
| S69          | 216  |
| S705         | 237  |
| S723 / S724  | 242  |
| S755         | 238  |
| S760 - S762  | 240  |
| S775         | 240  |
| S80          | 253  |
| S80/         | 276  |
| S83          | 264  |
| S85          | 265  |
| S86          | 263  |
| S87          | 262  |
| S87+7        | 301  |
| S87+7-CASE   | 307  |
| S88          | 266  |
| S89          | 266  |
| S910         | 299  |
| S910-CASE    | 307  |
| S910AF       | 300  |
| SAP-X        | 1175 |
| SB-2444      | 1047 |
| SB-3740      | 1098 |
| SBS10/T12/6  | 792  |
| SBS10/T3/5   | 792  |
| SBS20/T15/6  | 795  |
| SBS20/T4/8   | 794  |
| SBS20/T6/7   | 795  |
| SBS30/T10/4  | 798  |
| SBS30/T8/7   | 798  |
| SBS50/T12/8  | 801  |
| SBS60/T4/21  | 804  |
| SBS61        | 211  |
| SBS71        | 663  |
| SBS750       | 236  |
| SBS80/T20/29 | 803  |
| SBS81        | 259  |
| SBS82        | 259  |
| SBSF/T8/23   | 805  |
| SC127/SC127S | 1042 |



|                |      |
|----------------|------|
| SC127V         | 891  |
| SC140/SC140C   | 1042 |
| SC150NG        | 1042 |
| SC150NGV       | 891  |
| SCRAPER-SET2   | 954  |
| SE -15/-16     | 1013 |
| SF             | 231  |
| SH             | 1096 |
| SH-PAGS        | 1097 |
| SHARP-X        | 1174 |
| SL24           | 291  |
| SL25           | 292  |
| SLX 17         | 305  |
| SLX17AF        | 306  |
| SQZ150003      | 1044 |
| SQZ150003-HSBL | 1045 |
| SQZ150003-SBL  | 1045 |
| SUP-LAM        | 995  |
| SUS            | 1094 |
| T10/E          | 821  |
| T2/E           | 820  |
| T3/E           | 820  |
| T4/E           | 820  |
| T6/E           | 821  |
| T8/E           | 821  |
| TL -ET         | 1207 |
| TL 0-SA        | 1208 |
| TL 00-SA       | 1207 |
| TL 00B-SA      | 1207 |
| TL 00CFR-SA    | 1218 |
| TL 00D-SA      | 1207 |
| TL 0C9-SA      | 1208 |
| TL 1-SA        | 1209 |
| TL 10G-SA      | 1208 |
| TL 124-SA      | 1213 |
| TL 15AP        | 1208 |
| TL 2-SA        | 1209 |
| TL 231-SA      | 1214 |
| TL 249ACF      | 1219 |
| TL 249CFR-SA   | 1217 |
| TL 251-SA      | 1216 |
| TL 252-SA      | 1217 |
| TL 253-SA      | 1217 |
| TL 259ACF      | 1219 |
| TL 259CFR-SA   | 1218 |
| TL 269CF-SA    | 1217 |
| TL 2A-SA       | 1209 |
| TL 2AACF       | 1219 |
| TL 2AB-SA      | 1209 |
| TL 2ACFR-SA    | 1218 |
| TL 2AX-SA      | 1213 |
| TL 3-SA        | 1210 |
| TL 3C-SA       | 1210 |
| TL 3C-TA       | 1210 |
| TL 4-SA        | 1210 |
| TL 475-SA      | 1214 |



TL 5-SA 1211  
 TL 5-TA 1212  
 TL 51S-SA 1211  
 TL 577-SA 1215  
 TL 578-SA 1215  
 TL 582-SA 1215  
 TL 5A-SA 1211  
 TL 5ACF 1220  
 TL 5B-SA 1211  
 TL 5CFR-SA 1218  
 TL 648-SA 1214  
 TL 649-SA 1214  
 TL 65A-SA 1212  
 TL 7-SA 1212  
 TL 7A-SA 1212



TL 7ACF 1220  
 TL 7CFR-SA 1219  
 TL AA-S 1215  
 TL AA-SA 1216  
 TL AA-TA 1216  
 TL AC-SA 1213  
 TL MM-SA 1216  
 TL SM103-SA 1220  
 TL SM104-SA 1220  
 TL SM105-SA 1221  
 TL SM107-SA 1221  
 TL SM108-SA 1221  
 TL SM109-SA 1221  
 TL SM110-SA 1222  
 TL SM111-SA 1222



TL SM115-SA 1222  
 TL SM117-SA 1222  
 TL SS-SA 1213  
 TRX 8180 1196  
 TVAB/THAB 821  
 W120SL1 827  
 W120SL1-D1 827  
 W120SL2-D2 828  
 W180SL2-D2 829  
 W180SL3 828  
 W180SL3-D1 829  
 WS 1096  
 WT 1096





# ALPHABETICAL INDEX



|  |           |
|--|-----------|
| <b>ADJUSTABLE WRENCHES</b>               | 142-148   |
| Insulated adjustable wrenches            | 885       |
| <b>AIR CUT OFF TOOLS</b>                 | 641       |
| <b>AIR DRILLS</b>                        | 642       |
| <b>AIR GRINDERS</b>                      |           |
| Die Grinders                             | 637-638   |
| Abrasive wheels                          | 638-640   |
| <b>AIR GUNS</b>                          | 655       |
| <b>AIR HAMMER CHISELS</b>                | 644-645   |
| <b>AIR HAMMERS</b>                       | 643       |
| <b>AIR RATCHETS</b>                      |           |
| 1/4"                                     | 635       |
| 3/8"                                     | 635-636   |
| 1/2"                                     | 636       |
| <b>AIR RIVETERS</b>                      | 643       |
| <b>AIR SANDERS</b>                       | 647-649   |
| <b>AIR TOOLS</b>                         | 630-655   |
| <b>AUTO ELECTRIC TOOLS AND EQUIPMENT</b> |           |
| Battery boosters                         | 696-698   |
| Battery testers                          | 699       |
| Socket/plug testers                      | 700-701   |
| <b>AUTOMOTIVE TOOLS &amp; EQUIPMENT</b>  | 662-709   |
| <b>AXES</b>                              | 1091-1095 |
| <b>BANDSAW BLADES</b>                    |           |
| Blades                                   | 22-30     |
| Bandsaw sawing aids                      | 30-31     |
| <b>BENCH VICES</b>                       | 1073-1076 |
| <b>BEVELS</b>                            | 943       |
| <b>BITS</b>                              |           |
| Diamond torsion bits 1/4"                | 369-372   |
| Tin torsion bits 1/4"                    | 373-374   |
| Torsion bits 1/4"                        | 375-377   |
| Extra hard torsion bits 1/4"             | 377-380   |
| Acr bits 1/4"                            | 380-381   |
| Stainless steel torsion bits 1/4"        | 382-384   |
| Standard bits 1/4"                       | 385-406   |
| Bits for magazine screwdrivers           | 407       |
| Bit sets 1/4"                            | 408-418   |
| Bits 5/32"                               | 418       |
| Bits 5/16"                               | 419-420   |
| Bit sets 5/16"                           | 421       |
| Bits 11.2 mm (7/16")                     | 421       |
| <b>BODY SHOP TOOLS AND EQUIPMENT</b>     | 707-708   |
| <b>BOLT CUTTERS</b>                      | 585       |
| <b>BOWSAWS</b>                           |           |
| Frames                                   | 1012-1014 |
| Blades                                   | 1015      |
| <b>BRAKE SYSTEM TOOLS AND EQUIPMENT</b>  |           |
| Brake piston tools                       | 687-688   |
| Brake fluid equipment                    | 688       |



|   |                 |
|---|-----------------|
| <b>CABINETS</b>                               | 831-832         |
| <b>CABLE CUTTERS</b>                          | 582-584         |
| Insulated cable cutters                       | 881             |
| <b>CALIPERS</b>                               | 947             |
| <b>CAPE CHISELS</b>                           | 1098            |
| <b>CENTRE PUNCHES</b>                         | 1102, 1105      |
| <b>CHALK LINE AND CHALK</b>                   | 942             |
| <b>CHISELS</b>                                | 1098-1099       |
| <b>CIRCULAR SAW BLADES</b>                    | 58-59           |
| <b>CLAMPS</b>                                 |                 |
| Quick clamps                                  | 1068-1069       |
| Clamps  | 1069-1072       |
| <b>COLD CHISELS</b>                           | 1098-1101       |
| <b>COPING SAWS</b>                            | 1009            |
| <b>CRANES &amp; ACCESSORIES</b>               | 714             |
| <b>DRIFT PUNCHES</b>                          | 1103, 1105-1107 |
| <b>DRILLS</b>                                 |                 |
| Drills for wood                               | 1052-1055       |
| Masonry drills                                | 1056-1058       |
| HSS drills                                    | 1058-1061       |
| Step drills                                   | 1061-1062       |
| <b>ELECTRICIANS CHISELS</b>                   | 1101            |
| <b>ELECTRONICS AND PRECISION PLIERS</b>       | 573-576         |
| <b>ELECTRONICS SPECIALITY TOOLS</b>           |                 |
| Hooks and picking tools                       | 920             |
| Tuning and trimming tools                     | 921             |
| Other fine mechanical tools                   | 912-922         |
| Mirrors                                       | 923-924         |
| Sets for electronics service and electricians | 925-927         |
| <b>ENDOSCOPES &amp; ACCESSORIES</b>           | 736-737         |
| <b>ENGINE TOOLS AND EQUIPMENT</b>             |                 |
| Spark and glow plug tools                     | 662-665         |
| Piston and piston ring tools                  | 665-666         |
| Exhaust system tools                          | 666             |
| Engine setting tools (timing)                 | 667-677         |
| Clutch tools                                  | 677             |
| Cooling system tools                          | 678-679         |
| 10 mm bits                                    | 679-682         |
| <b>EXTRACTORS</b>                             | 742-761         |
| <b>EYEWEAR/GLASSES</b>                        | 852             |
| <b>FEELER GAUGES</b>                          | 947             |
| <b>FENCING PLIERS</b>                         | 592-593         |
| <b>FILES</b>                                  |                 |
| Engineering files                             | 72-84           |
| Needle files                                  | 85-91           |
| Diamond files                                 | 91-92           |
| Milled tooth files                            | 93-94           |
| Sharpening files                              | 94-103          |
| Chain saw files                               | 103-105         |



|  |           |
|--|-----------|
| Rasps                                    | 106-108   |
| Handles                                  | 109-111   |
| Accessories                              | 108-109   |
| <b>FLAT CHISELS</b>                      | 1098      |
| <b>FRET SAWS</b>                         | 1010-1011 |
| <b>GARAGE EQUIPMENT</b>                  |           |
| Light garage equipment                   | 703-704   |
| Grease/lubrication tools & equipment     | 705-706   |
| <b>GLOVES</b>                            | 852-853   |
| <b>GOUGES</b>                            | 1026      |
| <b>GRASS SHEARS</b>                      | 1165-1166 |
| <b>GRAVITY CLAMP</b>                     | 1072      |
| <b>GRINDING STONES</b>                   | 1027,1173 |
| <b>GRIP AND WELDING PLIERS</b>           | 586-591   |
| <b>HAMMERS</b>                           |           |
| Woodworking and construction             | 1082-1084 |
| Metal working and industrial             | 1084-1086 |
| Instrument and workshop                  | 1086-1090 |
| <b>HAND HACKSAWS</b>                     |           |
| Frames                                   | 982-985   |
| Blades                                   | 986-988   |
| Insulated frames                         | 892       |
| <b>HANDBSAWS</b>                         |           |
| Handsaw with interchangeable blades      | 989-993   |
| Superior™ handsaws                       | 993-995   |
| Profcut™ handsaws                        | 996-1003  |
| Prizecut™ handsaws                       | 1004-1005 |
| Other handsaws                           | 1006-1007 |
| <b>HEDGE SHEARS</b>                      | 1161-1164 |
| <b>HEXAGONAL KEYS</b>                    | 509-519   |
| <b>HOES</b>                              | 1113      |
| <b>HOLESAWS AND ACCESSORIES</b>          |           |
| Holesaws                                 | 36-38     |
| Holesaw accessories                      | 39-41     |
| Holesaw sets                             | 42-48     |
| <b>HYDRAULIC &amp; LIFTING EQUIPMENT</b> | 714-723   |
| <b>IMPACT TOOLS</b>                      |           |
| Impact tools for square drives 1/4"      | 340-341   |
| Impact tools for square drives 3/8"      | 341-343   |
| Impact tools for square drives 1/2"      | 344-352   |
| Impact tools for square drives 3/4"      | 353-358   |
| Impact tools for square drives 1"        | 358-362   |
| Impact tools for square drives 1.1/2"    | 363-368   |
| <b>IMPACT WRENCHES</b>                   |           |
| 3/8"                                     | 630       |
| 1/2"                                     | 631-632   |
| 3/4"                                     | 633       |
| 1"                                       | 633-634   |
| Impact wrench accessories                | 634       |
| <b>INSPECTION TOOLS</b>                  | 736-738   |



|  |           |
|--|-----------|
| <b>INSULATED TOOLS</b>                 |           |
| ERGO™ screwdrivers                     | 858-862   |
| TEKNO+ screwdrivers                    | 863-866   |
| 800 series screwdrivers                | 867-869   |
| Premium screwdrivers                   | 870-873   |
| 600 series screwdrivers                | 874       |
| Pliers                                 | 875-884   |
| Wrenches                               | 885-888   |
| Sockets & accessories                  | 889-890   |
| Other insulated tools                  | 891-893   |
| Protective equipment                   | 894-895   |
| Insulated tool sets                    | 896-897   |
| <b>JACKS &amp; ACCESSORIES</b>         | 715-723   |
| <b>JIGSAW BLADES</b>                   | 56-57     |
| <b>KNIVES</b>                          | 1044-1048 |
| Insulated knives                       | 892       |
| <b>LAMPS</b>                           |           |
| Cordless                               | 728-730   |
| Corded                                 | 730-731   |
| <b>LEVELS</b>                          | 940-941   |
| <b>LONG TAPES</b>                      | 937-938   |
| <b>LOPPERS</b>                         | 1151-1157 |
| <b>MASON'S CHISELS</b>                 | 1099      |
| <b>MASONRY TROWELS</b>                 | 965-968   |
| <b>MASON'S PIN</b>                     | 1109      |
| <b>MAULS</b>                           | 1095      |
| <b>MEASURING TAPES</b>                 | 936-938   |
| <b>MEASURING WHEELS</b>                | 939       |
| <b>METAL SHEARS</b>                    | 1032-1041 |
| <b>MITRE BOX</b>                       | 1008      |
| <b>OIL SERVICE TOOLS AND EQUIPMENT</b> |           |
| Draining & refilling equipment         | 683-685   |
| Filter tools                           | 685-687   |
| <b>PAINT GUNS</b>                      | 651       |
| <b>PENCILS</b>                         | 945       |
| <b>PICK AXES</b>                       | 1097      |
| <b>PIN PUNCHES</b>                     | 1107-1108 |
| <b>PIPE TOOLS</b>                      |           |
| Tube reamers                           | 614-615   |
| Special pipe wrenches                  | 615       |
| Plumbing wrenches                      | 615-616   |
| Chain pipe wrench                      | 616       |
| Flaring tools                          | 617       |
| <b>PIPE WRENCHES</b>                   | 606-609   |
| <b>PLASTERBOARD TOOLS</b>              |           |
| Plasterboard lifter                    | 963-964   |
| Setting tools                          | 970       |
| Trim cutters                           | 970       |
| Punching tools                         | 971       |
| <b>PLASTERER'S RAILS</b>               | 969       |



|                                    |           |
|------------------------------------|-----------|
| <b>PLASTIC CUTTERS</b>             | 613       |
| <b>PLIERS</b>                      |           |
| Side cutters                       | 540-546   |
| End cutters                        | 546       |
| Combination pliers                 | 547-551   |
| Snipe nose pliers                  | 552-555   |
| Snipe nose pliers, bent tip        | 556-559   |
| Machinists pliers                  | 559       |
| Flat nose pliers                   | 560-564   |
| Round nose pliers                  | 564-566   |
| Fine mechanical cutters and pliers | 569-572   |
| Circlip pliers                     | 577-582   |
| Plier sets                         | 598-599   |
| Wire twisting pliers               | 600       |
| Insulated pliers                   | 875-880   |
| <b>PLUMB BOB</b>                   | 942       |
| <b>PNEUMATIC ACCESSORIES</b>       | 652-654   |
| <b>PNEUMATIC MARKERS</b>           | 646       |
| <b>POINTED CHISELS</b>             | 1100      |
| <b>POLES</b>                       | 1160      |
| <b>POWER HACKSAW BLADES</b>        | 32-35     |
| <b>PRUNING KNIVES</b>              | 1166      |
| <b>PRUNING SAWS</b>                | 1168-1172 |
| <b>PRUNING SCISSORS</b>            | 1167      |
| <b>PRY BARS</b>                    | 762-763   |
| <b>PULLERS</b>                     | 742-761   |
| <b>RAKES</b>                       | 1113      |
| <b>RECIPROCATING SAWBLADES</b>     | 49-55     |
| <b>RECIPROCATING SAWS</b>          | 641       |
| <b>RIVETING TOOLS</b>              | 600-601   |
| <b>ROOFING CLAMP</b>               | 1072      |
| <b>ROTARY BURRS</b>                |           |
| Tungsten carbide rotary burrs      | 112-123   |
| HSS rotary burrs                   | 124-131   |
| Brushes                            | 132       |
| <b>RULES</b>                       | 939       |
| <b>SCISSORS</b>                    | 1042-1043 |
| Insulated scissors                 | 891       |
| <b>SCRAPERS</b>                    | 952       |
| <b>SCRAPERS, DRY WALL</b>          |           |
| Paint scrapers                     | 956-958   |
| Cabinet scrapers                   | 955-956   |
| Filling scrapers                   | 958-959   |
| Glue comb scrapers                 | 959-960   |
| <b>SCREWDRIVERS</b>                |           |
| ERGO™ series                       | 434-449   |
| TEKNO+ series                      | 450-465   |
| 800-series                         | 466-474   |
| Premium series                     | 475-487   |
| 600-series                         | 488-493   |



|  |           |
|--|-----------|
| 9000-series                            | 494-495   |
| 8000/9000 series                       | 495       |
| Ratcheting screwdrivers                | 496-498   |
| Precision screwdrivers                 | 499-502   |
| Electronic screwdrivers                | 502       |
| T-handle screwdrivers                  | 503-505   |
| Special screwdrivers                   | 506-508   |
| Offset screwdrivers                    | 509-526   |
| Insulated screwdrivers                 | 858-874   |
| <b>SCRIBERS</b>                        | 945-946   |
| <b>SECATEURS</b>                       | 1134-1147 |
| <b>SHOVELS</b>                         | 1112      |
| <b>SLIP JOINT PLIERS</b>               | 594-598   |
| Insulated slip joint pliers            | 884       |
| <b>SLITTING CHISELS</b>                | 1099      |
| <b>SMALL GARDEN TOOLS</b>              | 1114-1118 |
| <b>SNIPS</b>                           | 1145-1146 |
| <b>SOCKETS AND ACCESSORIES</b>         |           |
| Sockets 1/4"                           | 202-207   |
| Socket drivers 1/4"                    | 207-210   |
| Accessories 1/4"                       | 210-217   |
| Socket sets 1/4"                       | 218-226   |
| Sockets 3/8"                           | 227-232   |
| Socket drivers 3/8"                    | 232-235   |
| Accessories 3/8"                       | 235-244   |
| Socket sets 3/8"                       | 244-248   |
| Sockets 1/2"                           | 249-253   |
| Socket drivers 1/2"                    | 254-257   |
| Accessories 1/2"                       | 258-269   |
| Socket sets 1/2"                       | 269-277   |
| Insulated sockets and accessories 1/2" | 889       |
| Sockets 3/4"                           | 277-278   |
| Accessories 3/4"                       | 279-284   |
| Socket sets 3/4"                       | 284-285   |
| Sockets 1"                             | 286       |
| Accessories 1"                         | 287-289   |
| Socket sets 1"                         | 289-291   |
| Socket sets                            | 291-307   |
| <b>SOLDERING TOOLS</b>                 | 915-919   |
| <b>SQUARES</b>                         | 944-945   |
| <b>STETHOSCOPE</b>                     | 738       |
| <b>SUSPENSION TOOLS AND EQUIPMENT</b>  |           |
| Strut spring compressors               | 694-695   |
| Miscellaneous                          | 695       |
| <b>TOOL BOXES</b>                      | 833-843   |
| <b>TOOL HOLDERS</b>                    | 770-781   |
| <b>TOOL KITS</b>                       | 844-846   |
| <b>TOOL MODULES</b>                    | 791-825   |
| <b>TOOL TROLLEYS</b>                   | 782-790   |



|                                     |           |
|-------------------------------------|-----------|
| <b>TOP PRUNERS</b>                  | 1158-1160 |
| <b>TORQUE TOOLS</b>                 |           |
| Torque wrenches                     | 312-321   |
| Torque screwdrivers                 | 322-328   |
| Angle meters                        | 329       |
| Torque multipliers                  | 329-330   |
| <b>TORX® KEYS</b>                   | 519-526   |
| <b>TRANSMISSION AND WHEEL TOOLS</b> |           |
| Auto specific sockets               | 689-691   |
| Torsion bars                        | 691-692   |
| 4-way wheel wrenches                | 692       |
| Wheel bearing tools                 | 693       |
| Axle joint tools                    | 693       |
| Tyre levers                         | 694       |
| <b>TROWELS</b>                      | 960-963   |
| <b>TUBE CUTTERS</b>                 | 611-612   |
| <b>TUBER BENDERS</b>                | 610       |
| <b>TWEEZERS</b>                     | 900-914   |



|                       |           |
|-----------------------|-----------|
| <b>WAD PUNCHES</b>    | 618-620   |
| <b>WEDGES</b>         | 1096-1097 |
| <b>WIRE STRIPPERS</b> | 566-569   |
| <b>WOOD CHISELS</b>   | 1020-1026 |
| <b>WORKBENCHES</b>    | 826-830   |
| <b>WRECKING BARS</b>  | 1109      |
| <b>WRECKING KNIFE</b> | 1026      |
| <b>WRENCHES</b>       |           |
| Adjustable wrenches   | 142-148   |
| Combination wrenches  | 149-157   |
| Ratcheting wrenches   | 158-165   |
| Open end wrenches     | 166-174   |
| Ring end wrenches     | 175-179   |
| Flare nut wrenches    | 180-181   |
| Heavy duty wrenches   | 182-186   |
| Tubular wrenches      | 187-193   |
| Hook wrenches         | 194       |
| Insulated wrenches    | 885-887   |



|   |           |
|---|-----------|
| <b>ELECTRONICS AND FINE MECHANICAL PLIERS</b>   |           |
| Rx series                                       | 1188-1195 |
| Heavy duty cutter                               | 1196      |
| Plastic cutter                                  | 1196      |
| 80-series                                       | 1197-1201 |
| Supreme-series                                  | 1201-1206 |
| Multipurpose shear                              | 1206      |
| <b>ELECTRONICS AND FINE MECHANICAL TWEEZERS</b> |           |
| Soft touch tweezers, ESD-safe                   | 1207      |
| High precision tweezers                         | 1207-1213 |



|   |           |
|---|-----------|
| General purpose tweezers                    | 1213      |
| Strong precision tip tweezers               | 1214      |
| Precision component handling tweezers       | 1215      |
| Boley style tweezers                        | 1215-1216 |
| Tweezers with fibre tips                    | 1216-1217 |
| Tweezers with replaceable carbon fibre tips | 1217-1219 |
| Replacement tips                            | 1219-1220 |
| SMD tweezers                                | 1220-1222 |
| Tweezer sets                                | 1223-1224 |
| <b>TORQUE SCREWDRIVERS</b>                  | 1225      |

**Argentina**

Tronador 4890 2° Piso  
C1430DNN- Saavedra  
CAP. FED.  
Tel: +54 (11) 4545-1400  
Fax: +54 (11) 4543-6600

**Australia**

3 Cooper Street, Smithfield,  
NSW 2164  
Tel: +61 (0) 2 8787 5700  
Fax: +61 (0) 2 9756 6130

**Беларусь**

220075, Минск,  
ул. Селицкого, 8а  
Tel.: +375 17 389 79 00  
Fax: +375 17 389 79 51

**Belgium**

branch of SNA Europe (Benelux) BV  
De Kleetlaan 12A Pegasus Park  
1831 DIEGEM  
Tel: +32 (0)2 726 03 03  
Fax: +32 (0)2 726 04 36

**Chile**

Av. Pdte.Edo. Frei Montalva 6001-76  
Conchalí - Santiago de Chile  
Tel: +56 2 949 18 88  
Fax: +56 2 949 18 99

**Česká republika**

SNA Europe s.r.o.  
Holadnská 2/4  
639 00 Brno  
Tel.: +420 537 022 520  
Fax: +420 537 022 200

**Danmark**

Vallensbækvej 40,  
2605 Brøndby  
Tel: +45 4363 0330  
Fax: +45 4396 2456

**Deutschland**

Auf dem Hüls 5  
40822 Mettmann  
Tel: +49 (0) 2104 8 33 83 0  
Fax: +49 (0) 2104 833 83 79 99

**España**

c/ Hilanderas, 1  
(P.O. Box / Arpd de Correos nº 5)  
C.P. 20303 Irún  
Tel: +34 902 235 100 / +34 943 649 111  
Fax: +34 943 649 120

**Ελλάδα**

Λ. Βουλιαγμένης 604Γ  
167 77 Ελληνικό, Αθήνα  
Τηλ: +30 210 9914263  
Fax: +30 210 9914587

**Export**

Antigua Carretera de Altube Km 5,5  
P.O.Box 307  
01080 VITORIA (Spain)  
Tel.: +34 945269711  
Fax: +34 945165040

**France**

Espace @robase  
122 rue du Château d'Orgemont  
BP 30730  
49007 Angers Cedex 1  
Tél : +33 (0) 2 41 22 98 40  
Fax: +33 (0) 2 41 22 98 50

**Italia**

Via Varesina 204  
20156 Milano  
Tel: +39 02 302 416 1  
Fax: +39 02 380 036 98

**Nederland**

Vossenbeemd 113  
5705 CL Helmond  
Tel: +31 (0) 492 58 23 33  
Fax: +31(0) 492 58 23 20

**New Zealand**

Unit 3/25 Highbrook Drive  
East Tamaki  
Auckland  
Tel: +64 9-273 46 50  
Fax: 64-9-273-2453

**Norge**

Box 114  
1306 Bærum Postterminal  
Tel: +47 40 49 66 00  
Fax: +47 67 17 56 51

**Österreich**

Handelskai 94-96/23 Millenium Tower  
A-1200 Wien  
Tel: +49 (0) 2104 8 33 83 0  
Fax +49 (0) 2104 833 83 79 99

**Polska**

Marynarska 19A  
02-674 Warszawa  
Tel.: +48 (0) 22 6070510  
Fax.: +48 (0) 22 6070521

**Россия**

117105, Москва, Варшавское шоссе,  
д.9, стр.1Б, оф. 202  
Тел : (495) 7800421  
Факс : (495) 7800422

**Portugal**

SNAEurope [Industries] S.A.  
R. Maria Julia M. Ramos - Junqueira  
4480-254 Vila Do Conde  
Tel. +351 252 650 131  
Fax. +351 252 650 160

**Slovenská republika**

SNA Europe s.r.o.  
Karadžičova 8/A  
821 08 Bratislava  
Tel.: +421 (0)2 5939 6124  
Fax: +421 (0)2 5939 6217

**Suomi**

Ayritie 8 A, 01510 Vantaa  
PO Box 79, 01511 Vantaa  
Tel: +358 207 433 510  
Fax: +358 207 433 525

**Sverige**

Box 83  
SE-745 22 Enköping  
Tel: +46 (0) 171-47 82 00  
Fax: +46 (0) 171-47 82 38

**Schweiz / Suisse**

Auf dem Hüls 5  
D-40822 Mettmann  
Deutschland  
Tel: +49 (0) 2104 8 33 83 0  
Fax +49 (0) 2104 833 83 79 99

**Türkiye**

Girne Mah. Maltepe Küçük San. Sitesi  
F Blok No:19 Maltepe  
Istanbul  
Tel: +90 (0) 216 367 10 21  
Fax: +90 (0) 216 367 11 71

**Україна**

Україна, 02140, м. Київ  
вул. Єлизавети Чавдар, 9, офіс «А»  
Tel: +38 044 562 25 91  
Fax: +38 044 560 05 15

**United Kingdom**

Moorhead Way, Bramley,  
Rotherham, South Yorkshire S66 1YY  
Tel: +44 (0) 1709 731731  
Fax: +44 (0) 1709 731741

# Warranty

1. Where permitted by law, all hand tools in the catalogue are offered with a lifetime warranty - a warranty against material and manufacturing defects for the normal lifetime of the tool in question. 'Lifetime' is defined as the period of time a tool can be expected to last under normal use and conditions.

2. SNA Europe's range of power tools, pneumatic tools and measuring tools are excluded from point 1 and each has a separate warranty card supplied with the product covering the specific warranty conditions. Products are designed and manufactured for professional use. Generally the warranty period is one year (12 months) for professional use and two years (24 months) for private use. The warranty period starts on the purchase date. This date may be verified with the invoice or any other document of equivalent legal validity.

3. Defective products will be repaired, replaced or substituted. SNA Europe does not cover transit costs for repaired, replaced or substituted products.

4. Any product that has been incorrectly used and/or maintained or that is worn from improper use or that has suffered unauthorized modifications is not covered by this warranty.

5. A warranty claim must be submitted within the warranty period. This requires the submission or shipment of the complete tool in question with verification of sale documentation, which must validate the purchase date and the product designation, to the retailer or distributor.

6. Replacement or repair of the product will be carried out as quickly as possible. At the reception of the replaced or repaired product the customer is asked to validate conformity. Replacements and repairs provided under the warranty do not lengthen or renew the warranty period for the tool.

---

This catalogue comprises our current product assortment. Changes in the assortment as well as change of net shapes, forms, designs and designations are made continuously. No specific information will necessarily be issued to this effect.

Illustrations and drawings have been reproduced to be as accurate as possible. For the purposes of a catalogue they may, however, differ from the products themselves, as may the technical specifications.

Indications of weight are to be understood as approximate net weights, and serve primarily to facilitate calculations of freight and postage charges.

This catalogue supersedes all previous specifications and assortment lists.

The intellectual property in this catalogue is the property of SNA Europe. Excerpts, reprints or copies of the contents may be made with our permission.





